

Parts Manual



See "General Information"
for New Parts Manual
Features.

C9 Marine Auxiliary and Gen Set Engine

C9A1-Up (Engine)

This Parts Manual is also Available in .PDF Format on Compact Disc
(CD-ROM) - Caterpillar Form No. SERP4001

Product and Dealer Information

Note: For product identification plate locations, see the section "Product Identification Information" in the Operation and Maintenance Manual.

Delivery Date: _____

Product Information

Model: _____

Product Identification Number: _____

Engine Serial Number: _____

Transmission Serial Number: _____

Generator Serial Number: _____

Attachment Serial Numbers: _____

Attachment Information: _____

Customer Equipment Number: _____

Dealer Equipment Number: _____

Dealer Information

Name: _____ Branch: _____

Address: _____

Dealer Contact

Phone Number

Hours

Sales: _____

Parts: _____

Service: _____

MEMORANDA

TABLE OF CONTENTS

Name	Page	Name	Page
GENERAL INFORMATION	A3	FILTER GP-ENGINE OIL	75
REPAIR ALTERNATIVES	A5	GAUGE GP-OIL LEVEL (DIPSTICK)	86
SUPPLEMENTAL COOLANT ADDITIVES	A6	LINES GP-ENGINE OIL	88
MAINTENANCE PARTS	A7	LINES GP-TURBOCHARGER OIL	96
INDEX	A9	PUMP GP-ENGINE OIL	97
ENGINE ARRANGEMENT	1	PUMP GP-SUMP	98
ENGINE AR-CORE	1	COOLING SYSTEM	100
BASIC ENGINE	7	COOLER GP-ENGINE OIL	100
BELT GP-SERPENTINE	7	DRAIN GP-COOLANT	101
BELT TENSIONER GP	8	FLANGE GP-COOLANT LINES	105
CAMSHAFT GP	9	HEAT EXCHANGER GP-SEA WATER	107
COVER GP-ENGINE	10	HOUSING & REGULATOR GP	110
COVER GP-FLYWHEEL HOUSING	11	LINES GP-AUXILIARY SEA WATER	111
COVER GP-FRONT HOUSING	12	LINES GP-WATER	112
COVER GP-VALVE MECHANISM	14	PLUG GP-EXPANSION TANK	122
CRANKSHAFT GP	20	PLUG GP-WATER LINES	123
CYLINDER BLOCK AS	21	PUMP GP-AUXILIARY SEA WATER	125
CYLINDER BLOCK GP	23	PUMP GP-WATER	129
CYLINDER HEAD AS	25	RECOVERY GP-COOLANT	131
CYLINDER HEAD GP	28	SEPARATOR GP-AIR	133
DAMPER GP	33	AIR INLET AND EXHAUST SYSTEM	135
DRAIN GP-ENGINE OIL	34	AFTERCOOLER GP	135
FASTENER GP-CYLINDER HEAD	36	AFTERCOOLER GP-RAW WATER	137
FASTENER GP-FRONT COVER	39	AIR CLEANER GP	141
FLYWHEEL GP	40	CAP AS-RAIN	146
GEAR GP-FRONT	41	ELBOW GP-AIR INLET	147
HOUSING GP-FLYWHEEL	43	ELBOW GP-EXHAUST	148
HOUSING GP-FRONT	46	ELBOW-EXHAUST	149
IDLER GP	48	FITTING GP-EXHAUST	150
LIFTING GP-ENGINE	49	FLANGE GP-EXHAUST	151
MOUNTING GP-ENGINE FLEXIBLE	50	LINES GP-AIR	153
PAN GP-OIL	51	MANIFOLD GP-EXHAUST	154
PISTON & ROD GP	54	MOUNTING GP-AIR CLEANER	155
PLUG GP-ENGINE	56	MUFFLER	156
PULLEY GP-CRANKSHAFT	58	MUFFLER GP-SPARK ARRESTOR	157
PULLEY GP-IDLER	60	PIPE GP-EXHAUST	158
ROCKER ARM GP	62	TURBOCHARGER GP	159
SEAL GP-CRANKSHAFT	64	FUEL SYSTEM	161
SHAFT GP-STUB	65	CONTROL AS-GOVERNOR	161
SPACER GP-DAMPER	67	COOLER GP-FUEL	163
SUPPORT GP-ENGINE	68	FILTER GP-FUEL	172
VALVE MECHANISM GP	69	FITTING GP-FUEL LINES	176
LUBRICATION SYSTEM	71	INJECTOR GP-FUEL	177
ADAPTER GP-OIL FILTER	71	LINES GP-FLEXIBLE FUEL	179
BREATHER GP	72	LINES GP-FUEL FILTER	180
COVER GP-OIL FILLER	73	PUMP & MTG GP-UNIT INJ HYD	191
FILLER GP-ENGINE OIL	74	PUMP GP-FUEL INJECTION	197
		PUMP GP-FUEL PRIMING	200
		PUMP GP-UNIT INJECTOR HYD	201
		REGULATOR GP-FUEL PRESSURE	204
		SHIELD GP-FUEL LINES	206

TABLE OF CONTENTS

Name	Page	Name	Page
ELECTRICAL AND STARTING SYSTEM	210		
ALTERNATOR GP-CHARGING	210		
CONTROL & MTG GP-ENGINE ELEK	218		
CONTROL GP-ENGINE ELECTRONIC	219		
CONTROL GP-ENGINE SPEED	223		
GUARD GP-ALTERNATOR	224		
HARNESS AS-PANEL	226		
HARNESS AS-WIRING	227		
SENSOR GP-COOLANT LEVEL	228		
SENSOR GP-ENGINE	230		
SENSOR GP-LIQUID LEVEL	232		
SENSOR GP-PRESSURE	236		
SENSOR GP-SPEED	241		
SENSOR GP-TEMPERATURE	242		
SILENCER-AIR STARTING	247		
STARTING MOTOR GP-AIR	249		
STARTING MOTOR GP-ELECTRIC	253		
SWITCH GP-MAGNETIC	259		
VALVE GP-AIR STARTING	266		
WIRE AS	267		
WIRING GP-ALTERNATOR	271		
WIRING GP-ENGINE	272		
WIRING GP-INSTRUMENT PANEL	309		
WIRING GP-PANEL	309		
 OPERATOR STATION	 310		
BRACKET GP-MOUNTING	310		
CONTROL GP-UNPRGMED MONITOR	311		
DISPLAY GP-MONITOR	312		
METER GP-SERVICE	317		
MODULE GP-DISPLAY	319		
MOUNTING GP-CONTROL PANEL	320		
POTENTIOMETER	321		
VOLTMETER GP	322		
 SERVICE EQUIPMENT AND SUPPLIES	 323		
CHART-PLATE & FILM	323		
COVER-PROTECTION	325		
KIT-CONTROL PANEL INSTALLATION	326		
KIT-ENGINE PARTS	327		
KIT-GASKET	328		
PARTS GP-MISCELLANEOUS	328		
SERVICE GP-MONITOR	329		
 PART NUMBER INDEX	 B1		

GENERAL INFORMATION

1. ENGINE IDENTIFICATION

Caterpillar engines are identified with Serial Numbers and Arrangement Numbers. In some cases, Modification Numbers are also used. The serial number plate which shows these numbers is mounted on the engine.

Caterpillar dealers need this information to determine which components were included on the engine when it was assembled at the factory. This permits accurate identification of replacement part numbers.

2. ORDERING PARTS

WARNING

When replacement parts are required for this product Caterpillar recommends using Caterpillar replacement parts or parts with equivalent specifications including, but not limited to, physical dimensions, type, strength and material.

Failure to heed this warning can lead to premature failures, product damage, personal injury or death.

Quality Caterpillar replacement parts are available from Caterpillar dealers throughout the world. Their parts inventories are up to date and include all parts normally required to protect your investment in Caterpillar Engines. Dealers may offer repair kits or remanufactured parts to allow selection of the most effective repair alternative for a particular situation. When ordering parts, your order should specify the quantity, part number, part name, and the serial number/product identification number of the engine for which the parts are needed.

3. PARTS MANUAL ORGANIZATION

Product information in this manual is presented as "information elements" that represent all of the components for the specific model. An Engine Arrangement is an example of an information element. The information elements are organized alphabetically by part name and secondarily by part number within each major section of the manual.

4. TABLE OF CONTENTS

A table of contents (TOC) is found at the beginning of the manual. The TOC lists each section of the manual with a complete list of all information elements organized as they appear in the manual. Page numbers are provided for quick reference to detailed parts identification illustrations and serviceable consist lists.

5. MAINTENANCE PARTS INDEX

The Maintenance Parts Index, located near the beginning of the manual, references most frequently used maintenance part numbers, providing description, quantity, usage and page number. This information is organized alphabetically by part description.

6. INDEX

The index located near the front of the manual is an alphabetical listing of all information elements included in the manual. Page numbers are provided for quick reference to detailed parts identification illustrations and serviceable consist lists.

7. PART NUMBER INDEX

A numerical index listing all part numbers and the corresponding page number(s) appears at the back of the manual.

8. CAPTIONS

Captions located at the beginning each information element identify the part number and part name along with additional descriptive information. S/N information found in each caption should be used to select correct information for a specific engine. Field replacement options, identification of optional attachment components, and where used ("part of") information is also provided.

The first line of a caption is shown in larger type font to indicate the beginning of an information element. Captions for additional pages that may be required to illustrate an information element will be shown in standard type font and will include the term (*contd.*) .

9. NON-SERVICED PARTS

In some instances it is necessary to display non-serviced parts that are a link to lower level serviceable consist lists. These non-serviced part numbers are shown in *italic* type indicating that they are not available. All consist lists have not been converted to reflect this enhancement.

GENERAL INFORMATION

10. PARTS LIST REFERENCE NUMBERS

Numbers shown in the Ref No column correspond to numbers used in the associated graphic(s). An alphabetic suffix may be added to a reference number to identify lower level consist items. Numbers shown in the Graphic Ref column refer to the graphic number identifier displayed in the lower left corner of each illustration. The Graphic Ref number may be used in combination with the item Ref No to determine the correct part number. There may be intentional omission of a Ref No in a consist list as information is updated to reflect the latest serviceable part numbers.

11. INDENTED PART NAMES

When a part name is indented in a parts list, it is part of (included in) the group or assembly under which it is indented.

12. ILLUSTRATION REFERENCE LETTERS

When necessary, illustrations contain reference letters (A, B, C etc.) that are intended to track lines and harnesses from one point to another. They are also used to show where to reconnect illustrations that have been separated.

13. ABBREVIATIONS AND SYMBOLS

O.D. – Outside Diameter
I.D. – Inside Diameter
A – Not Part Of This Group
B – Use As Required
C – Change From Previous Type
D – Order By The Meter
E – Order By The Centimeter
F – Not Shown
G – Order By The Inch
I – Refer To Hydraulic Information System
M – Metric Part
R – Remfg Part May Be Available
Y – Separate Illustration
Z – Not Serviced Separately



14. DESCRIPTION OF TYPE CHANGES

Type - A type is defined as any configuration change that requires an additional Information Element for an Arrangement, Group, or Assembly. If serial number breaks for types are not available, a type # (Type 1, Type 2, etc.) will be displayed in the caption. These "type" changes are identified with a "C" note (change from previous type) in the Parts List. Only the "types" that apply to this Parts Manual will be included. Additional types may exist causing "C" notes to appear on an Information Element when no other types are shown.

15. <END>

This symbol indicates the end of an information element.

NOTE:

Continuing improvement and advancement of product design may cause changes to your engine which may not be included in this publication. Whenever a question arises regarding your Caterpillar product or this publication, please consult your Caterpillar dealer for the latest available information.

REPAIR ALTERNATIVES

REMANUFACTURED COMPONENTS

As an option when making repairs consider Caterpillar Remanufactured Components. Components that are available through the Caterpillar Remanufactured Program are identified three ways in the parts book:

- with the letter R in the note field of the parts list
- with an R* at the beginning of the first line of the caption
- with an *R at the end of the first line of the caption

Typical components included in the Remanufacturing Program include:

ALTERNATORS
CONNECTING RODS
CRANKSHAFTS - UNDERSIZE
CRANKSHAFTS - UPGRADE TO NEW
CYLINDER HEADS
ELECTRONIC CONTROL MODULES (ECM)
ELECTRONIC SENSORS
FUEL INJECTORS
FUEL NOZZLES
FUEL PUMPS
GOVERNORS
OIL PUMPS
PISTONS
SHORT BLOCKS
STARTERS
TURBOCHARGERS - COMPLETE
TURBOCHARGER CARTRIDGES
WATER PUMPS

Caterpillar Remanufactured engines for many engine arrangements are also available.

SUPPLEMENTAL COOLANT ADDITIVES

CUSTOMER BENEFITS:

Protects against cavitation, foam, erosion, corrosion, and scale buildup in cooling systems.

- Provides measured coolant conditioner.

DESCRIPTION:

Additives deplete from the coolant with normal operation. For this reason, Supplemental Coolant Additives (SCA) must be added to all heavy duty coolants at regular intervals. In addition, when not using a fully formulated, pre-charged antifreeze, like Caterpillar's DEAC, an initial charge of SCA must be added to the cooling system. The amount of SCA added to the system is dependent on the capacity of the system.

The SCA for initial fill is provided as a liquid. SCA's for maintenance intervals are available in liquid form and as a spin-on element. (No Spin-on available for 3600 Family of Engines)

NOTE:

The amount of SCA added at initial fill is not the same as the amount added at maintenance intervals.

The coolant additive elements can be used with any ethylene or propylene glycol type antifreeze which meets ASTM D4985 or ASTM D5345 Specifications.

NOTE:

For use with standard heavy duty coolant only, not for use with Extended Life Coolant.

PARTS NEEDED:

Cooling System Capacity		Liquid SCA at Initial Fill	Liquid SCA at Maintenance*	Spin-on SCA Maintenance Element*
Liters	Gallons			
22-30	(6-8)	3P-2044 (1)	6V-3542 (1)	111-2370 (1)
30-38	(8-10)	3P-2044 (1) 6V-3542 (1)	111-2372 (1)	111-2369 (1)
38-49	(10-13)	3P-2044 (1) 8T-1589 (1)	111-2372 (1)	111-2369 (1)
49-64	(13-17)	3P-2044 (2)	8T-1589 (1)	9N-3368 (1)
64-83	(17-22)	3P-2044 (2) 8T-1589 (1)	111-2372 (1) 6V-3542 (1)	111-2371 (1)
83-114	(22-30)	3P-2044 (3) 8T-1589 (1)	3P-2044 (1)	9N-3718 (1)
114-163	(30-43)	3P-2044 (5)	3P-2044 (1) 6V-3542 (1)	111-2371 (2)
163-242	(43-64)	3P-2044 (8)	3P-2044 (2)	9N-3718 (2)

* Normal maintenance period is 250 hrs. See your Operation and Maintenance Manual for complete coolant maintenance instructions.

() Indicates quantity required.

MAINTENANCE PARTS

DESCRIPTION	PART NUMBER	QTY	WHERE USED	PAGE
AIR INLET AND EXHAUST SYSTEM				
FILTER ELEMENT AS-AIR (PRIMARY) (AIR CLEANER)	4L - 9852	1	AIR CLEANER GP	141
FILTER ELEMENT-AIR (PRIMARY)	243 - 6350	1	AIR CLEANER GP	145
BASIC ENGINE				
BELT-SERPENTINE	192 - 2169	1	BELT GP-SERPENTINE	7
		1	IDLER GP	48
CAP AS-ENGINE OIL FILLER	227 - 4531	1	COVER GP-VALVE MECHANISM	14
		1	COVER GP-VALVE MECHANISM	15
		1	COVER GP-VALVE MECHANISM	16
		1	COVER GP-VALVE MECHANISM	17
		1	COVER GP-VALVE MECHANISM	19
PLUG-MAGNETIC (ENGINE OIL PAN DRAIN)	118 - 3619	1	DRAIN GP-ENGINE OIL	34
SEAL-VALVE COVER	268 - 3490	1	COVER GP-VALVE MECHANISM	16
		1	COVER GP-VALVE MECHANISM	19
	285 - 4106	1	COVER GP-VALVE MECHANISM	16
			COVER GP-VALVE MECHANISM	19
COOLING SYSTEM				
CAP-RADIATOR (SEA WATER HEAT EXCHANGER)	125 - 5274	1	HEAT EXCHANGER GP-SEA WATER	107
CAP-VENTED (COOLANT TANK)	336 - 2022	1	RECOVERY GP-COOLANT	132
GASKET (TEMPERATURE REGULATOR HOUSING)	245 - 7420	1	LINES GP-WATER	114
	245 - 7421	1	LINES GP-WATER	114
GASKET (TEMPERATURE REGULATOR)	245 - 7420	1	HOUSING & REGULATOR GP	110
		1	LINES GP-WATER	118
	245 - 7421	1	HOUSING & REGULATOR GP	110
		1	LINES GP-WATER	118
PLUG-DRAIN (SEA WATER HEAT EXCHANGER)	5B - 9169	1	HEAT EXCHANGER GP-SEA WATER	107
PLUG-ZINC (SEA WATER HEAT EXCHANGER)	5B - 9651	1	HEAT EXCHANGER GP-SEA WATER	107
REGULATOR-WATER TEMPERATURE (98-DEG C)	247 - 7133	1	HOUSING & REGULATOR GP	110
		1	LINES GP-WATER	118
ROD-ZINC (AUXILIARY SEA WATER PUMP)	6L - 2280	1	PUMP GP-AUXILIARY SEA WATER	127
		1	PUMP GP-AUXILIARY SEA WATER	128
SEAL-LIP TYPE (WATER TEMPERATURE REGULATOR)	3S - 9643	1	HEAT EXCHANGER GP-SEA WATER	107

MAINTENANCE PARTS

DESCRIPTION	PART NUMBER	QTY	WHERE USED	PAGE
ELECTRICAL AND STARTING SYSTEM				
BELT-SERPENTINE	192-2169	1	ALTERNATOR GP-CHARGING	210
		1	ALTERNATOR GP-CHARGING	212
CIRCUIT BREAKER AS (135-AMPERE)	171-2213	2	WIRING GP-ENGINE	272
		2	WIRING GP-ENGINE	275
		1	WIRING GP-ENGINE	279
		1	WIRING GP-ENGINE	283
		1	WIRING GP-ENGINE	297
		1	WIRING GP-ENGINE	304
CIRCUIT BREAKER AS (135-AMPERE) (ALTERNATOR)	171-2213	1	WIRING GP-ENGINE	303
CIRCUIT BREAKER AS (90-AMPERE)	171-2211	1	WIRING GP-ENGINE	279
		1	WIRING GP-ENGINE	283
		1	WIRING GP-ENGINE	289
		1	WIRING GP-ENGINE	291
		1	WIRING GP-ENGINE	293
		1	WIRING GP-ENGINE	295
		1	WIRING GP-ENGINE	297
		1	WIRING GP-ENGINE	305
CIRCUIT BREAKER AS (90-AMPERE) (ALTERNATOR)	171-2211	1	WIRING GP-ENGINE	302
FUEL SYSTEM				
FILTER (ADVANCED EFFICIENCY)	1R-0751	1	LINES GP-FUEL FILTER	180
		1	LINES GP-FUEL FILTER	182
FILTER-FUEL (ADVANCED EFFICIENCY)	1R-0750	2	FILTER GP-FUEL	172
		2	FILTER GP-FUEL	174
GASKET (FUEL PRIMING PUMP)	1P-0436	1	LINES GP-FUEL FILTER	184
		1	LINES GP-FUEL FILTER	188
GASKET (FUEL PRIMING PUMP) (FUEL PRIMING PUMP)	1P-0436	1	PUMP GP-FUEL PRIMING	200
LUBRICATION SYSTEM				
BREATHER AS (CRANKCASE)	193-4680	1	BREATHER GP	72
CAP-OIL FILLER (ENGINE OIL)	068-4497	1	FILLER GP-ENGINE OIL	74
FILTER-ENGINE OIL (ADVANCED EFFICIENCY)	1R-1808	1	FILTER GP-ENGINE OIL	75
		2	FILTER GP-ENGINE OIL	76
		2	FILTER GP-ENGINE OIL	79
		2	FILTER GP-ENGINE OIL	82
		1	FILTER GP-ENGINE OIL	85

INDEX

Name	Page	Name	Page
A			
ADAPTER GP-OIL FILTER-ENGINE	71		283
AFTERCOOLER GP	135		289
AFTERCOOLER GP-RAW WATER	137		291
	139		293
AIR CLEANER GP	141		295
	142		297
	144		305
	145	CIRCUIT BREAKER AS (90-AMPERE) (ALTERNATOR)	302
ALTERNATOR GP-CHARGING	210	CONTROL & MTG GP-ENGINE ELEK	218
	212	CONTROL AS-GOVERNOR-LOAD SHARE	161
	214		162
	216	CONTROL GP-ENGINE ELECTRONIC	219
			220
			221
			222
		CONTROL GP-ENGINE SPEED	223
		CONTROL GP-UNPRGMED MONITOR	311
B		COOLER AS-FUEL	163
BASE GP-VALVE COVER	15		165
	16		167
	17		168
	19		170
BELT GP-SERPENTINE-ALTERNATOR	7	COOLER GP-ENGINE OIL	100
BELT TENSIONER GP	8	COOLER GP-FUEL	163
BELT-SERPENTINE	7		165
	48		167
	210		168
	212		170
BRACKET GP-MOUNTING- MESSENGER DISPLAY	310	CORE AS (SEA WATER HEAT EXCHANGER) ...	107
BREATHER AS (CRANKCASE)	72	CORE AS-AFTERCOOLER	135
BREATHER GP-CRANKCASE	72		137
			139
		CORE AS-OIL COOLER (ENGINE)	100
C		COVER GP-ENGINE	10
CAMSHAFT GP	9	COVER GP-FLYWHEEL HOUSING	11
CAP AS-ENGINE OIL FILLER	14	COVER GP-FRONT HOUSING	12
	15		13
	16	COVER GP-OIL FILLER-LH	73
	17	COVER GP-VALVE MECHANISM	14
	19		15
CAP AS-RAIN	146		16
CAP-OIL FILLER (ENGINE OIL)	74		17
CAP-RADIATOR			19
(SEA WATER HEAT EXCHANGER)	107	COVER-PROTECTION	325
CAP-VENTED (COOLANT TANK)	132	CRANKSHAFT GP	20
CHART-PLATE & FILM	323	CYLINDER BLOCK AS	21
CIRCUIT BREAKER AS (135-AMPERE)	272	CYLINDER BLOCK GP	23
	275		24
	279	CYLINDER HEAD AS	25
	283		27
	297	CYLINDER HEAD GP	28
	304		29
CIRCUIT BREAKER AS (135-AMPERE) (ALTERNATOR)	303		31
CIRCUIT BREAKER AS (90-AMPERE)	279		

INDEX

Name	Page	Name	Page
D			
DAMPER GP	33	FITTING GP-EXHAUST	150
DISPLAY GP-MONITOR	314	FITTING GP-FUEL LINES	176
	315	FLANGE GP-COOLANT LINES	105
	316	FLANGE GP-COOLANT LINES--THREADED	106
DISPLAY GP-MONITOR-- MARINE POWER DISPLAY	312	FLANGE GP-EXHAUST	151
DISPLAY GP-MONITOR--UNPROGRAMMED	313		152
DRAIN GP-COOLANT--AFTERCOOLER	101	FLYWHEEL GP	40
	102		
	103	G	
	104	GASKET (FUEL PRIMING PUMP)	184
DRAIN GP-ENGINE OIL	34		188
	35	GASKET (FUEL PRIMING PUMP) (FUEL PRIMING PUMP)	200
E			
ELBOW GP-AIR INLET	147	GASKET (TEMPERATURE REGULATOR HOUSING)	114
ELBOW GP-EXHAUST--DRY	148	GASKET (TEMPERATURE REGULATOR)	110
ELBOW-EXHAUST	149		118
ENGINE AR-CORE	1	GAUGE GP-OIL LEVEL (DIPSTICK)--ENGINE	86
	2		87
	3	GAUGE-OIL LEVEL (DIPSTICK) (ENGINE)	87
	4	GEAR GP-FRONT	41
	5	GUARD GP-ALTERNATOR	224
	6		225
F			
FASTENER GP-CYLINDER HEAD	36	H	
	37	HARNESS AS-ENGINE	272
	38		279
FASTENER GP-FRONT COVER	39		289
FILLER GP-ENGINE OIL--FRONT FILL	74		293
FILTER (ADVANCED EFFICIENCY)	180	HARNESS AS-ENGINE (CUSTOMER CONNECTION)	287
	182	HARNESS AS-ENGINE (UNIT INJECTOR)	272
FILTER ELEMENT AS-AIR (PRIMARY) (AIR CLEANER)	141		275
FILTER ELEMENT-AIR (PRIMARY)	145		279
FILTER GP-ENGINE OIL	75		283
	76		289
	79		291
	82		293
	85		295
FILTER GP-FUEL	172		297
	174		300
FILTER-ENGINE OIL (ADVANCED EFFICIENCY)	75	HARNESS AS-PANEL	226
	76	HARNESS AS-SENSOR	275
	79		283
	82		291
	85		295
FILTER-FUEL (ADVANCED EFFICIENCY)	172	HARNESS AS-WIRING	227
	174		306
			307
		HARNESS AS-WIRING (STARTING MOTOR)	272
			275
			279

INDEX

Name	Page	Name	Page
	283	LINES GP-TURBOCHARGER OIL	96
	289	LINES GP-WATER	114
	291		118
	293	LINES GP-WATER-HEAT EXCHANGER	112
	295		
HEAT EXCHANGER GP-SEA WATER	107		
	108		
HOUSING & REGULATOR GP	110		
HOUSING GP-FLYWHEEL	43		
	45		
HOUSING GP-FRONT	46		
	47		
		I	
IDLER GP	48		
INDICATOR AS (ENGINE OIL PRESSURE)	76		
	79		
	82		
INDICATOR AS (FUEL PRESSURE)	174		
INDICATOR-AIR FILTER CHANGE	144		
INDICATOR-FUEL PRESSURE	172		
INJECTOR GP-FUEL	177		
	178		
		K	
KIT-CONTROL PANEL INSTALLATION	326		
KIT-ENGINE PARTS-			
MARINE CLASSIFICATION SOCIETY	327		
KIT-GASKET-WATER PUMP	328		
KIT-RECEPTACLE (2-PIN)	272		
	275		
	279		
	283		
	289		
		L	
LIFTING GP-ENGINE	49		
LINES GP-AIR	153		
LINES GP-AUXILIARY SEA WATER	111		
LINES GP-ENGINE OIL	88		
	91		
	92		
	93		
	94		
	95		
LINES GP-ENGINE OIL-LH	89		
LINES GP-ENGINE OIL-RH	90		
LINES GP-FLEXIBLE FUEL	179		
LINES GP-FUEL FILTER	180		
	182		
	184		
	188		
		M	
		MANIFOLD GP-EXHAUST	154
		METER GP-SERVICE-RED BACKLIGHT	318
		METER GP-SERVICE-WHITE BACKLIGHT	317
		MODULE GP-DISPLAY-MESSENGER	319
		MOUNTING GP-AIR CLEANER	155
		MOUNTING GP-CONTROL PANEL-	
		MARINE POWER DISPLAY	320
		MOUNTING GP-ENGINE FLEXIBLE	50
		MUFFLER	156
		MUFFLER GP-SPARK ARRESTOR	157
		P	
		PAN GP-OIL-LH - ENGINE	52
			53
		PAN GP-OIL-RH - ENGINE	51
		PARTS GP-MISCELLANEOUS	328
		PIPE GP-EXHAUST	158
		PISTON & ROD GP	54
			55
		PLUG GP-ENGINE	56
			57
		PLUG GP-EXPANSION TANK	122
		PLUG GP-WATER LINES	123
		PLUG-DRAIN	
		(SEA WATER HEAT EXCHANGER)	107
		PLUG-MAGNETIC (ENGINE OIL PAN DRAIN)	34
		PLUG-PIPE	57
			115
		PLUG-ZINC	
		(SEA WATER HEAT EXCHANGER)	107
		POTENTIOMETER	321
		PULLEY GP-CRANKSHAFT	58
			59
		PULLEY GP-IDLER	60
			61
		PUMP & MTG GP-UNIT INJ HYD	191
			193
			195
		PUMP GP-AUXILIARY SEA WATER	125
			127
			128
		PUMP GP-ENGINE OIL	97
		PUMP GP-FUEL INJECTION	197
			198
			199
		PUMP GP-FUEL PRIMING	200
		PUMP GP-FUEL PRIMING (HAND)	184

INDEX

Name	Page	Name	Page
	188		239
PUMP GP-FUEL TRANSFER	201		240
	202	SENSOR GP-PRESSURE (ATMOSPHERIC)	230
	203	SENSOR GP-PRESSURE (BOOST)	230
PUMP GP-SUMP (ENGINE OIL)	98	SENSOR GP-PRESSURE (ENGINE OIL)	230
	99	SENSOR GP-PRESSURE (FUEL)	230
PUMP GP-SUMP-ENGINE OIL	98	SENSOR GP-PRESSURE	
	99	(INJECTION ACTUATION)	230
PUMP GP-UNIT INJECTOR HYD	201	SENSOR GP-SPEED	241
	202	SENSOR GP-SPEED (ENGINE TIMING)	230
	203	SENSOR GP-TEMPERATURE	242
PUMP GP-WATER	129		243
	130		244
			245
		SENSOR GP-TEMPERATURE	
		(AIR INLET MANIFOLD)	230
		SENSOR GP-TEMPERATURE (FUEL)	246
		SENSOR GP-TEMPERATURE	
		(WATER, COOLANT)	230
		SENSOR GP-TEMPERATURE-FUEL	246
		SEPARATOR GP-AIR	133
			134
		SERVICE GP-MONITOR	329
			330
			331
		SHAFT GP-STUB	65
			66
		SHIELD GP-FUEL LINES	206
			208
		SILENCER-AIR STARTING	247
			248
		SPACER GP-DAMPER	67
		STARTING AID GP (HEATER)	139
		STARTING MOTOR GP-AIR	249
			251
		STARTING MOTOR GP-ELECTRIC	253
			254
			255
			257
		SUPPORT GP-ENGINE	68
		SWITCH AS-LIQUID LEVEL (ENGINE OIL)	35
		SWITCH AS-MAGNETIC (12-VOLT)	
		(START RELAY)	261
		SWITCH AS-MAGNETIC (24-VOLT)	263
		SWITCH GP-MAGNETIC	259
			260
			261
		SWITCH GP-MAGNETIC (24-VOLT)	
		(START RELAY)	297
			307
		SWITCH GP-MAGNETIC (24-VOLT)	
		(STARTER RELAY)	279
			283
			289
			293

R

S

INDEX

Name	Page	Name	Page
	295	WIRING GP-ENGINE-START RELAY	306
SWITCH GP-MAGNETIC (STARTER RELAY)	272		307
	275	WIRING GP-INSTRUMENT PANEL	309
	291	WIRING GP-PANEL	309
SWITCH GP-MAGNETIC-AIR INLET HEATER ...	264		
SWITCH GP-MAGNETIC-START RELAY	259		
	262		
	263		
SWITCH GP-MAGNETIC- STARTING AID HEATER RELAY	265		
T			
TURBOCHARGER GP	159		
	160		
V			
VALVE GP (AFTERCOOLER COOLANT DRAIN)	101		
	102		
VALVE GP-AIR STARTING	266		
VALVE GP-FLUID CONTROL (ENGINE OIL)	76		
	79		
	82		
VALVE MECHANISM GP	69		
	70		
VOLTMETER GP	322		
W			
WIRE AS	267		
	268		
	269		
	270		
WIRING GP-ALTERNATOR	271		
WIRING GP-ENGINE	272		
	275		
	279		
	283		
	289		
	291		
	293		
	295		
	297		
	300		
WIRING GP-ENGINE-AIR INLET HEATER	304		
	305		
WIRING GP-ENGINE- AIR INLET HEATER, STARTING MOTOR	308		
WIRING GP-ENGINE- ALTERNATOR CIRCUIT BREAKER	302		
	303		
WIRING GP-ENGINE- CUSTOMER CONNECTION	287		

MEMORANDA

ENGINE ARRANGEMENT

242-3450 ENGINE AR-CORE

162 BRAKE KW (217 BHP) AT 1500 RPM

SMCS - 1000

i02514588

NOTE	PART NUMBER	QTY	PART NAME						SEE PAGE
			1	2	3	4	5	6 (PRODUCT LEVEL)	
Y	215-6407	1	CAMSHAFT GP						9
Y	246-8661	1	CONTROL & MTG GP-ENGINE ELEK						218
Y	188-3826	1	COOLER GP-ENGINE OIL						100
Y	204-2475	1	BREATHER GP (CRANKCASE)						72
Y	173-1816	1	COVER GP-FRONT HOUSING						12
Y	164-6148	1	CRANKSHAFT GP						20
Y	161-3406	1	CYLINDER BLOCK GP						23
Y	214-1980	1	CYLINDER HEAD GP						28
Y	211-4336	1	DAMPER GP						33
Y	7C-4566	1	DRAIN GP-ENGINE OIL						34
Y	213-4363	1	FASTENER GP-CYLINDER HEAD						37
Y	205-5294	1	FILTER GP-ENGINE OIL						75
			S/N: C9A1-516						
Y	205-1321	1	GEAR GP-FRONT						41
Y	209-0758	1	HOUSING GP-FRONT						46
			S/N: C9A1-425						
Y	270-7524	1	HOUSING GP-FRONT						47
			S/N: C9A426-UP						
Y	197-6017	1	LIFTING GP-ENGINE						49
Y	241-8901	1	LINES GP-AIR						153
Y	195-0329	1	LINES GP-ENGINE OIL						88
Y	241-7783	1	LINES GP-TURBOCHARGER OIL						96
Y	197-5987	1	MANIFOLD GP-EXHAUST (WATER COOLED)						154
Y	226-9993	1	PISTON & ROD GP						55
Y	174-2050	1	PLUG GP-ENGINE						56
Y	242-3119	1	PUMP & MTG GP-UNIT INJ HYD						191
Y	195-8098	1	PUMP GP-ENGINE OIL						97
Y	242-3456	1	PUMP GP-FUEL INJECTION						199
Y	209-4600	1	PUMP GP-WATER						129
Y	187-6508	1	SEAL GP-CRANKSHAFT						64
Y	246-4414	1	SENSOR GP-ENGINE						230
Y	197-5990	1	SEPARATOR GP-AIR						133
			S/N: C9A1-242						
Y	242-3580	1	TURBOCHARGER GP						160
Y	155-7927	1	VALVE MECHANISM GP						69
Y-SEPARATE ILLUSTRATION									

ENGINE ARRANGEMENT

242-3451 ENGINE AR-CORE

189 BRAKE KW (253 BHP) AT 1500 RPM

SMCS - 1000

i02514616

NOTE	PART NUMBER	QTY	PART NAME						SEE PAGE
			1	2	3	4	5	6 (PRODUCT LEVEL)	
Y	215-6407	1	CAMSHAFT GP						9
Y	246-8661	1	CONTROL & MTG GP-ENGINE ELEK						218
Y	188-3826	1	COOLER GP-ENGINE OIL						100
Y	204-2475	1	BREATHER GP (CRANKCASE)						72
Y	173-1816	1	COVER GP-FRONT HOUSING						12
Y	164-6148	1	CRANKSHAFT GP						20
Y	161-3406	1	CYLINDER BLOCK GP						23
Y	214-1980	1	CYLINDER HEAD GP						28
Y	211-4336	1	DAMPER GP						33
Y	7C-4566	1	DRAIN GP-ENGINE OIL						34
Y	213-4363	1	FASTENER GP-CYLINDER HEAD						37
Y	205-5294	1	FILTER GP-ENGINE OIL						75
			S/N: C9A1-516						
Y	205-1321	1	GEAR GP-FRONT						41
Y	209-0758	1	HOUSING GP-FRONT						46
			S/N: C9A1-425						
Y	270-7524	1	HOUSING GP-FRONT						47
			S/N: C9A426-UP						
Y	197-6017	1	LIFTING GP-ENGINE						49
Y	241-8901	1	LINES GP-AIR						153
Y	195-0329	1	LINES GP-ENGINE OIL						88
Y	241-7783	1	LINES GP-TURBOCHARGER OIL						96
Y	197-5987	1	MANIFOLD GP-EXHAUST (WATER COOLED)						154
Y	226-9993	1	PISTON & ROD GP						55
Y	174-2050	1	PLUG GP-ENGINE						56
Y	242-3119	1	PUMP & MTG GP-UNIT INJ HYD						191
Y	195-8098	1	PUMP GP-ENGINE OIL						97
Y	242-3456	1	PUMP GP-FUEL INJECTION						199
Y	209-4600	1	PUMP GP-WATER						129
Y	187-6508	1	SEAL GP-CRANKSHAFT						64
Y	246-4414	1	SENSOR GP-ENGINE						230
Y	197-5990	1	SEPARATOR GP-AIR						133
			S/N: C9A1-242						
Y	242-3580	1	TURBOCHARGER GP						160
Y	155-7927	1	VALVE MECHANISM GP						69
	242-7144	1	ELECTRONICS GP-ENGINE RATINGS						

Y-SEPARATE ILLUSTRATION

ENGINE ARRANGEMENT

242-3452 ENGINE AR-CORE

215 BRAKE KW (288 BHP) AT 1500 RPM

SMCS-1000

i02514609

NOTE	PART NUMBER	QTY	PART NAME						SEE PAGE
			1	2	3	4	5	6 (PRODUCT LEVEL)	
Y	215-6407	1	CAMSHAFT GP						9
Y	246-8661	1	CONTROL & MTG GP-ENGINE ELEK						218
Y	188-3826	1	COOLER GP-ENGINE OIL						100
Y	204-2475	1	BREATHER GP (CRANKCASE)						72
Y	173-1816	1	COVER GP-FRONT HOUSING						12
Y	164-6148	1	CRANKSHAFT GP						20
Y	161-3406	1	CYLINDER BLOCK GP						23
Y	214-1980	1	CYLINDER HEAD GP						28
Y	211-4336	1	DAMPER GP						33
Y	7C-4566	1	DRAIN GP-ENGINE OIL						34
Y	213-4363	1	FASTENER GP-CYLINDER HEAD						37
Y	205-5294	1	FILTER GP-ENGINE OIL						75
			S/N: C9A1-516						
Y	205-1321	1	GEAR GP-FRONT						41
Y	209-0758	1	HOUSING GP-FRONT						46
			S/N: C9A1-425						
Y	270-7524	1	HOUSING GP-FRONT						47
			S/N: C9A426-UP						
Y	197-6017	1	LIFTING GP-ENGINE						49
Y	241-8901	1	LINES GP-AIR						153
Y	195-0329	1	LINES GP-ENGINE OIL						88
Y	241-7783	1	LINES GP-TURBOCHARGER OIL						96
Y	197-5987	1	MANIFOLD GP-EXHAUST (WATER COOLED)						154
Y	226-9993	1	PISTON & ROD GP						55
Y	174-2050	1	PLUG GP-ENGINE						56
Y	242-3119	1	PUMP & MTG GP-UNIT INJ HYD						191
Y	195-8098	1	PUMP GP-ENGINE OIL						97
Y	242-3456	1	PUMP GP-FUEL INJECTION						199
Y	209-4600	1	PUMP GP-WATER						129
Y	187-6508	1	SEAL GP-CRANKSHAFT						64
Y	246-4414	1	SENSOR GP-ENGINE						230
Y	197-5990	1	SEPARATOR GP-AIR						133
			S/N: C9A1-242						
Y	242-3580	1	TURBOCHARGER GP						160
Y	155-7927	1	VALVE MECHANISM GP						69
	242-7145	1	ELECTRONICS GP-ENGINE RATINGS						

Y-SEPARATE ILLUSTRATION

ENGINE ARRANGEMENT

242-3453 ENGINE AR-CORE

189 BRAKE KW (253 BHP) AT 1800 RPM

SMCS-1000

i02514579

NOTE	PART NUMBER	QTY	PART NAME						SEE PAGE
			1	2	3	4	5	6 (PRODUCT LEVEL)	
Y	215-6407	1	CAMSHAFT GP						9
Y	246-8661	1	CONTROL & MTG GP-ENGINE ELEK						218
Y	188-3826	1	COOLER GP-ENGINE OIL						100
Y	204-2475	1	BREATHER GP (CRANKCASE)						72
Y	173-1816	1	COVER GP-FRONT HOUSING						12
Y	164-6148	1	CRANKSHAFT GP						20
Y	161-3406	1	CYLINDER BLOCK GP						23
Y	214-1980	1	CYLINDER HEAD GP						28
Y	211-4336	1	DAMPER GP						33
Y	7C-4566	1	DRAIN GP-ENGINE OIL						34
Y	213-4363	1	FASTENER GP-CYLINDER HEAD						37
Y	205-5294	1	FILTER GP-ENGINE OIL						75
			S/N: C9A1-516						
Y	205-1321	1	GEAR GP-FRONT						41
Y	209-0758	1	HOUSING GP-FRONT						46
			S/N: C9A1-425						
Y	270-7524	1	HOUSING GP-FRONT						47
			S/N: C9A426-UP						
Y	197-6017	1	LIFTING GP-ENGINE						49
Y	241-8901	1	LINES GP-AIR						153
Y	195-0329	1	LINES GP-ENGINE OIL						88
Y	241-7783	1	LINES GP-TURBOCHARGER OIL						96
Y	197-5987	1	MANIFOLD GP-EXHAUST (WATER COOLED)						154
Y	226-9993	1	PISTON & ROD GP						55
Y	174-2050	1	PLUG GP-ENGINE						56
Y	242-3119	1	PUMP & MTG GP-UNIT INJ HYD						191
Y	195-8098	1	PUMP GP-ENGINE OIL						97
Y	242-3456	1	PUMP GP-FUEL INJECTION						199
Y	209-4600	1	PUMP GP-WATER						129
Y	187-6508	1	SEAL GP-CRANKSHAFT						64
Y	246-4414	1	SENSOR GP-ENGINE						230
Y	197-5990	1	SEPARATOR GP-AIR						133
			S/N: C9A1-242						
Y	242-3580	1	TURBOCHARGER GP						160
Y	155-7927	1	VALVE MECHANISM GP						69
	242-7146	1	ELECTRONICS GP-ENGINE RATINGS						

Y-SEPARATE ILLUSTRATION

ENGINE ARRANGEMENT

242-3454 ENGINE AR-CORE

232 BRAKE KW (311 BHP) AT 1800 RPM

SMCS - 1000

i02514610

NOTE	PART NUMBER	QTY	PART NAME						SEE PAGE
			1	2	3	4	5	6 (PRODUCT LEVEL)	
Y	215-6407	1	CAMSHAFT GP						9
Y	246-8661	1	CONTROL & MTG GP-ENGINE ELEK						218
Y	188-3826	1	COOLER GP-ENGINE OIL						100
Y	204-2475	1	BREATHER GP (CRANKCASE)						72
Y	173-1816	1	COVER GP-FRONT HOUSING						12
Y	164-6148	1	CRANKSHAFT GP						20
Y	161-3406	1	CYLINDER BLOCK GP						23
Y	214-1980	1	CYLINDER HEAD GP						28
Y	211-4336	1	DAMPER GP						33
Y	7C-4566	1	DRAIN GP-ENGINE OIL						34
Y	213-4363	1	FASTENER GP-CYLINDER HEAD						37
Y	205-5294	1	FILTER GP-ENGINE OIL						75
			S/N: C9A1-516						
Y	205-1321	1	GEAR GP-FRONT						41
Y	209-0758	1	HOUSING GP-FRONT						46
			S/N: C9A1-425						
Y	270-7524	1	HOUSING GP-FRONT						47
			S/N: C9A426-UP						
Y	197-6017	1	LIFTING GP-ENGINE						49
Y	241-8901	1	LINES GP-AIR						153
Y	195-0329	1	LINES GP-ENGINE OIL						88
Y	241-7783	1	LINES GP-TURBOCHARGER OIL						96
Y	197-5987	1	MANIFOLD GP-EXHAUST (WATER COOLED)						154
Y	226-9993	1	PISTON & ROD GP						55
Y	174-2050	1	PLUG GP-ENGINE						56
Y	242-3119	1	PUMP & MTG GP-UNIT INJ HYD						191
Y	195-8098	1	PUMP GP-ENGINE OIL						97
Y	242-3456	1	PUMP GP-FUEL INJECTION						199
Y	209-4600	1	PUMP GP-WATER						129
Y	187-6508	1	SEAL GP-CRANKSHAFT						64
Y	246-4414	1	SENSOR GP-ENGINE						230
Y	197-5990	1	SEPARATOR GP-AIR						133
			S/N: C9A1-242						
Y	242-3580	1	TURBOCHARGER GP						160
Y	155-7927	1	VALVE MECHANISM GP						69
	242-7147	1	ELECTRONICS GP-ENGINE RATINGS						

Y-SEPARATE ILLUSTRATION

ENGINE ARRANGEMENT

242-3455 ENGINE AR-CORE

269 BRAKE KW (361 BHP) AT 1800 RPM

SMCS-1000

i02514607

NOTE	PART NUMBER	QTY	PART NAME						SEE PAGE
			1	2	3	4	5	6 (PRODUCT LEVEL)	
Y	215-6407	1	CAMSHAFT GP						9
Y	246-8661	1	CONTROL & MTG GP-ENGINE ELEK						218
Y	188-3826	1	COOLER GP-ENGINE OIL						100
Y	204-2475	1	BREATHER GP (CRANKCASE)						72
Y	173-1816	1	COVER GP-FRONT HOUSING						12
Y	164-6148	1	CRANKSHAFT GP						20
Y	161-3406	1	CYLINDER BLOCK GP						23
Y	214-1980	1	CYLINDER HEAD GP						28
Y	211-4336	1	DAMPER GP						33
Y	7C-4566	1	DRAIN GP-ENGINE OIL						34
Y	213-4363	1	FASTENER GP-CYLINDER HEAD						37
Y	205-5294	1	FILTER GP-ENGINE OIL						75
			S/N: C9A1-516						
Y	205-1321	1	GEAR GP-FRONT						41
Y	209-0758	1	HOUSING GP-FRONT						46
			S/N: C9A1-425						
Y	270-7524	1	HOUSING GP-FRONT						47
			S/N: C9A426-UP						
Y	197-6017	1	LIFTING GP-ENGINE						49
Y	241-8901	1	LINES GP-AIR						153
Y	195-0329	1	LINES GP-ENGINE OIL						88
Y	241-7783	1	LINES GP-TURBOCHARGER OIL						96
Y	197-5987	1	MANIFOLD GP-EXHAUST (WATER COOLED)						154
Y	226-9993	1	PISTON & ROD GP						55
Y	174-2050	1	PLUG GP-ENGINE						56
Y	242-3119	1	PUMP & MTG GP-UNIT INJ HYD						191
Y	195-8098	1	PUMP GP-ENGINE OIL						97
Y	242-3456	1	PUMP GP-FUEL INJECTION						199
Y	209-4600	1	PUMP GP-WATER						129
Y	187-6508	1	SEAL GP-CRANKSHAFT						64
Y	246-4414	1	SENSOR GP-ENGINE						230
Y	197-5990	1	SEPARATOR GP-AIR						133
			S/N: C9A1-242						
Y	242-3580	1	TURBOCHARGER GP						160
Y	155-7927	1	VALVE MECHANISM GP						69
	242-7148	1	ELECTRONICS GP-ENGINE RATINGS						

Y-SEPARATE ILLUSTRATION

BASIC ENGINE

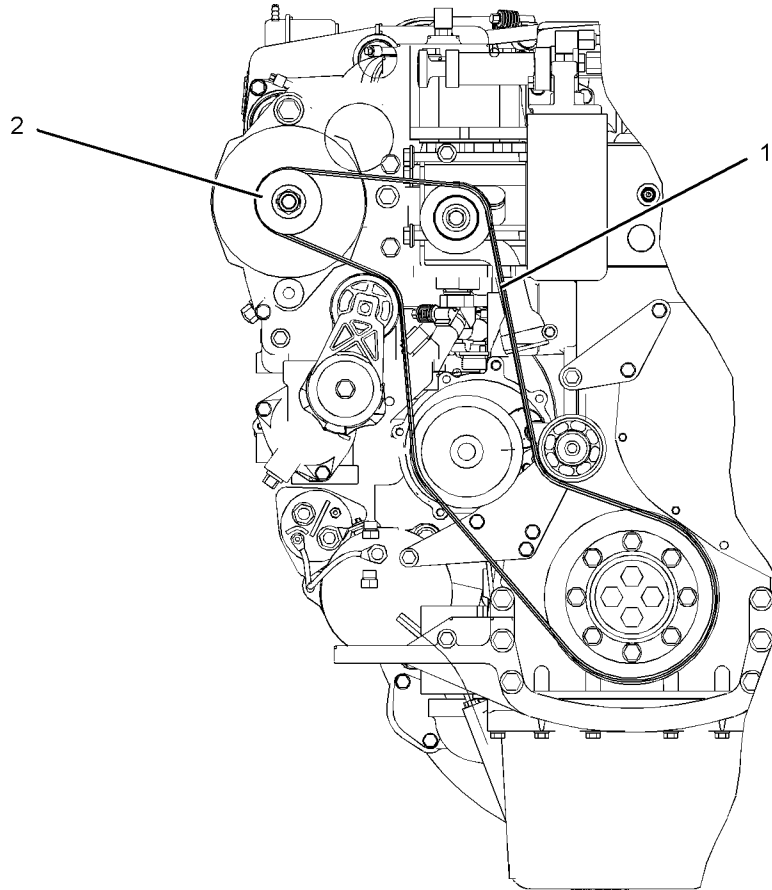
249-7167 BELT GP-SERPENTINE-ALTERNATOR

FOR USE WITH 245-4596-PAGE 8. CANNOT BE USED WITH 197-6014-PAGE 210,
206-2650-PAGE 212
AN ATTACHMENT

SMCS-1397

i02834635

NOTE	REF NO	GRAPHIC REF	PART NUMBER	QTY	PART NAME						SEE PAGE
					1	2	3	4	5	6 (PRODUCT LEVEL)	
	1	1	192-2169	1	BELT -SERPENTINE						
	2	1	238-0364	1	PULLEY-ALTERNATOR (8-GROOVE)						



FRONT VIEW

<END>

GRAPHIC #1

g01073142

BASIC ENGINE

245-4596 BELT TENSIONER GP

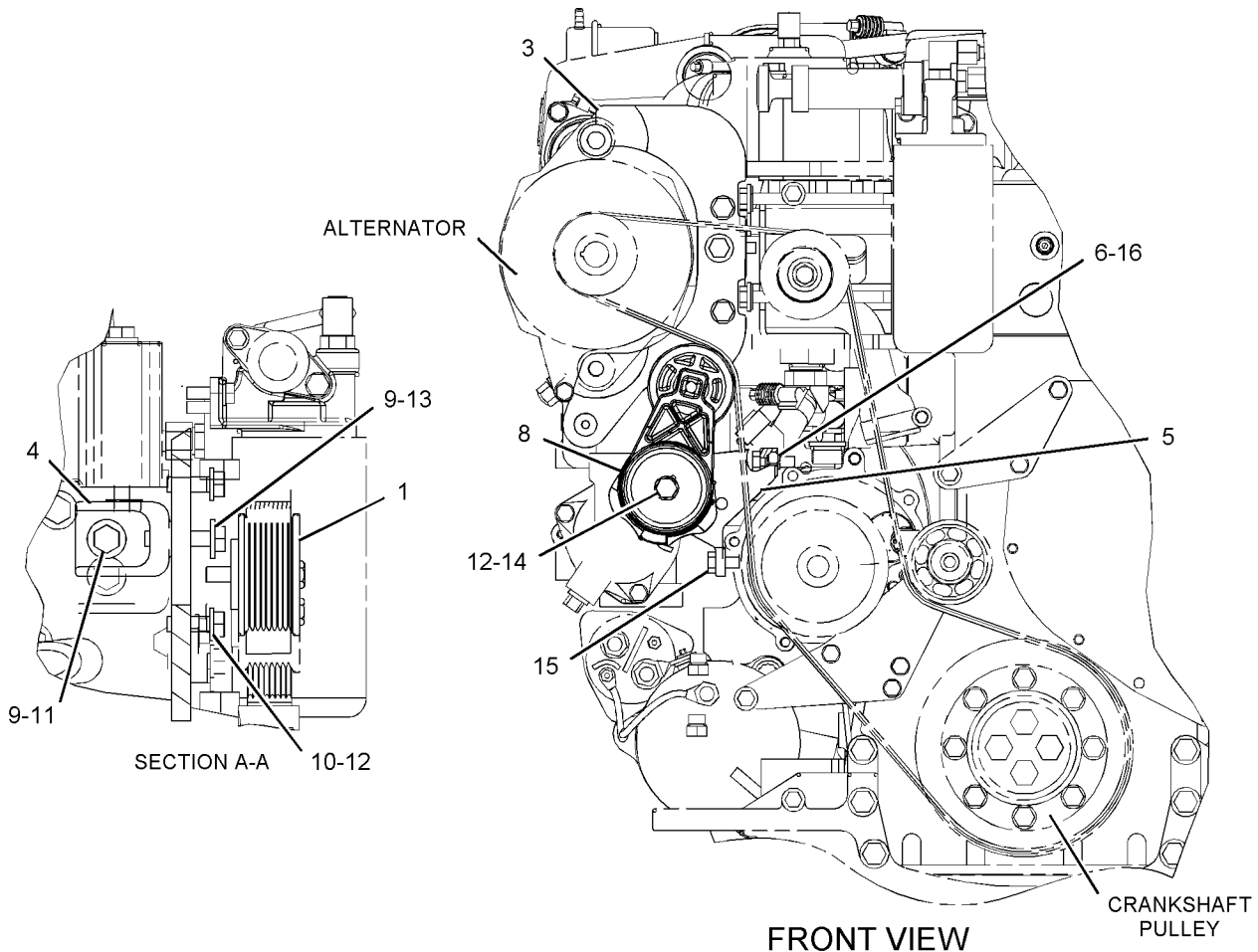
CANNOT BE USED WITH 197-6014-PAGE 210, 206-2650-PAGE 212
AN ATTACHMENT

SMCS-1358

i02585862

NOTE	REF NO	GRAPHIC REF	PART NUMBER	QTY	PART NAME						SEE PAGE
					1	2	3	4	5	6 (PRODUCT LEVEL)	
	1	1	173-1498	1	PULLEY AS-IDLER (8-GROOVE)						
M		1	151-2900	1	BOLT (M10X1.5X54.25-MM)						
		1	166-6358	1	COVER-DUST						
	3	1	194-4827	1	BRACKET AS-ALTERNATOR						
	4	1	206-9790	1	BRACKET						
	5	1	206-9791	1	BRACKET-MOUNTING						
	6	1	211-2101	2	SLEEVE						
	8	1	201-6699	1	BELT TENSIONER						
	9	1	3E-4353	2	WASHER-HARD (11X25X3-MM THK)						
M	10	1	6V-1820	2	BOLT (M10X1.5X30-MM)						
M	11	1	6V-4248	1	BOLT (M10X1.5X25-MM)						
	12	1	6V-5839	3	WASHER (11X21X2.5-MM THK)						
M	13	1	6V-5843	1	BOLT (M10X1.5X45-MM)						
M	14	1	8T-0643	1	BOLT (M10X1.5X80-MM)						
M	15	1	8T-4137	1	BOLT (M10X1.5X20-MM)						
M	16	1	8T-4195	2	BOLT (M10X1.5X30-MM)						

M-METRIC PART



GRAPHIC #1

<END>

g01065781

BASIC ENGINE

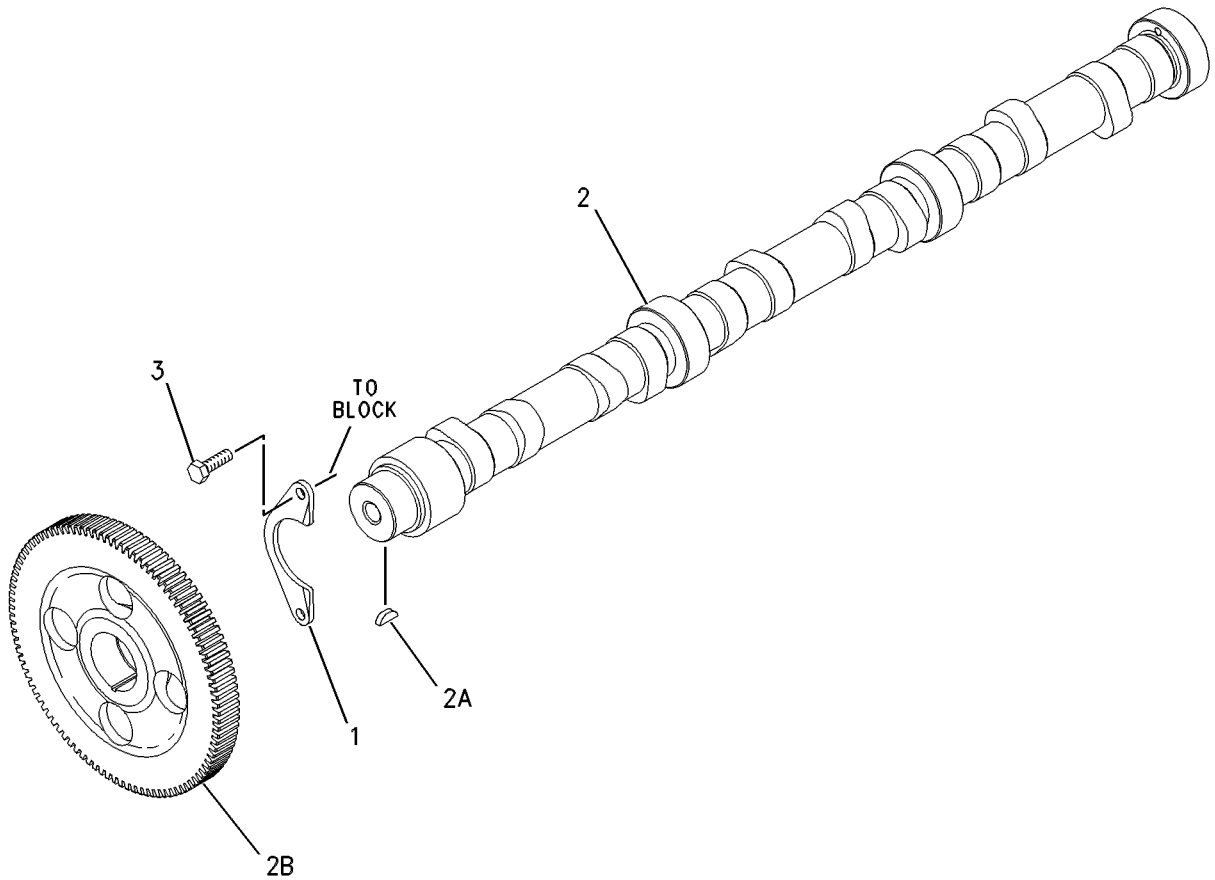
215-6407 CAMSHAFT GP

SMCS-1210

i01972214

NOTE	REF NO	GRAPHIC REF	PART NUMBER	QTY	PART NAME						SEE PAGE
					1	2	3	4	5	6 (PRODUCT LEVEL)	
	1	1	107-7694	1	PLATE - THRUST						
R	2	1	216-8193	1	CAMSHAFT AS						
	2A	1	1B-8705	1	KEY-WOODRUFF						
	2B	1	224-3247	1	GEAR (100-TEETH)						
M	3	1	6V-3940	2	BOLT (M8X1.25X25-MM)						

M-METRIC PART
R-REMFG PART MAY BE AVAILABLE



GRAPHIC #1

<END>

g00626400

BASIC ENGINE

252-9266 COVER GP-ENGINE

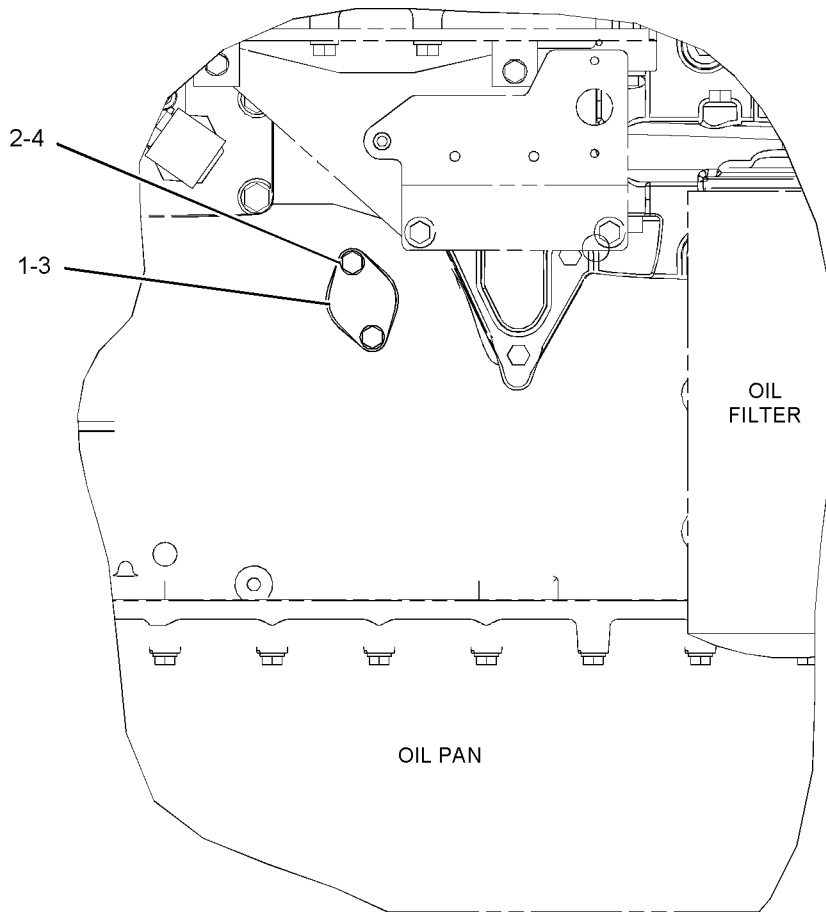
TO PROVIDE A RH OIL FILLER GP
AN ATTACHMENT

SMCS-1000

i02154780

NOTE	REF NO	GRAPHIC REF	PART NUMBER	QTY	PART NAME						SEE PAGE
					1	2	3	4	5	6 (PRODUCT LEVEL)	
	1	1	4F-9720	1	GASKET						
M	2	1	6V-5217	2	BOLT (M8X1.25X20-MM)						
	3	1	7W-6244	1	COVER						
	4	1	9M-1974	2	WASHER-HARD (8.8X16X2-MM THK)						

M-METRIC PART



RIGHT SIDE VIEW

<END>

GRAPHIC #1

g01092922

BASIC ENGINE

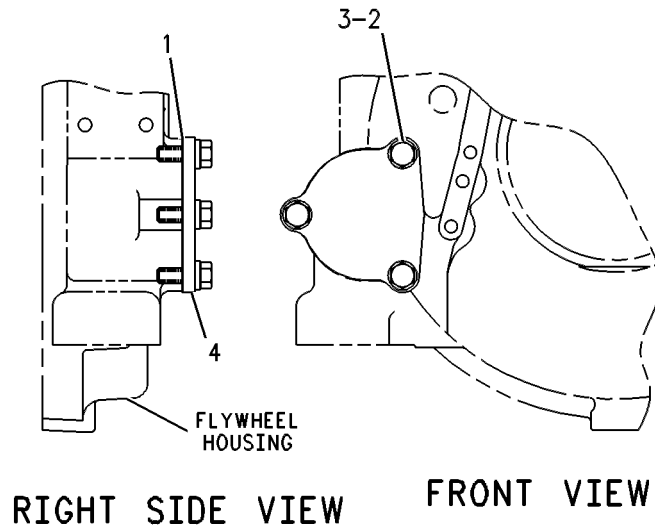
127-5728 COVER GP-FLYWHEEL HOUSING

LEFT STARTER BORE
AN ATTACHMENT

SMCS-1157

i00830240

NOTE	REF NO	GRAPHIC REF	PART NUMBER	QTY	PART NAME						SEE PAGE
					1	2	3	4	5	6 (PRODUCT LEVEL)	
	1	1	9Y-6089	1	GASKET						
	2	1	OS-1589	3	BOLT (5/8-11X1.75-IN)						
	3	1	4D-3704	3	WASHER-HARD (17X30X5-MM THK)						
	4	1	4N-1114	1	COVER						



GRAPHIC #1

<END>

g00262336

BASIC ENGINE

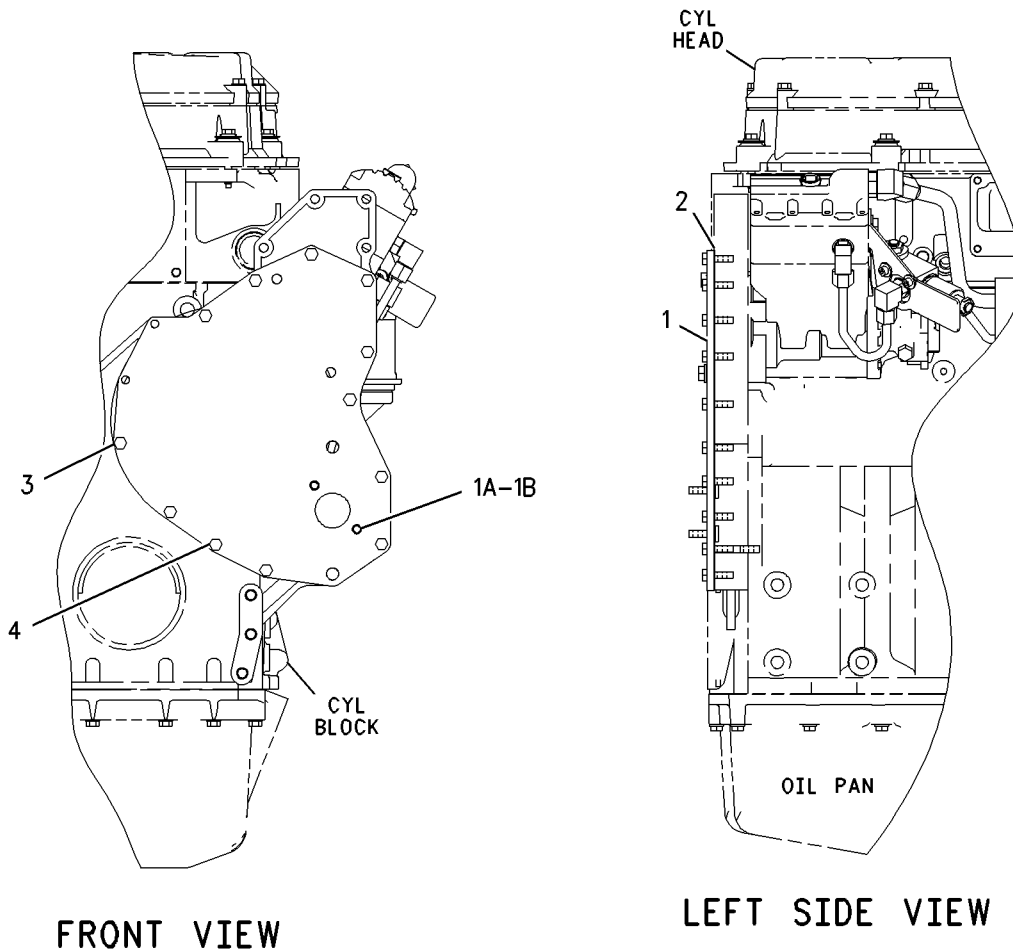
173-1816 COVER GP-FRONT HOUSING

SMCS-1151, 1166

i01972242

NOTE	REF NO	GRAPHIC REF	PART NUMBER	QTY	PART NAME						SEE PAGE
					1	2	3	4	5	6 (PRODUCT LEVEL)	
	1	1	209-0760	1	COVER AS-FRONT						
	1A	1	126-1757	2	WASHER (10.85X19.30X1.27MM THK)						
	1B	1	136-0822	2	STUD						
	2	1	209-0762	1	GASKET AS						
M	3	1	6V-2317	11	BOLT (M8X1.25X30MM)						
M	4	1	8T-0100	1	BOLT (M8X1.25X60MM)						

M-METRIC PART



GRAPHIC #1

<END>

g00946273

BASIC ENGINE

197-6010 COVER GP-FRONT HOUSING

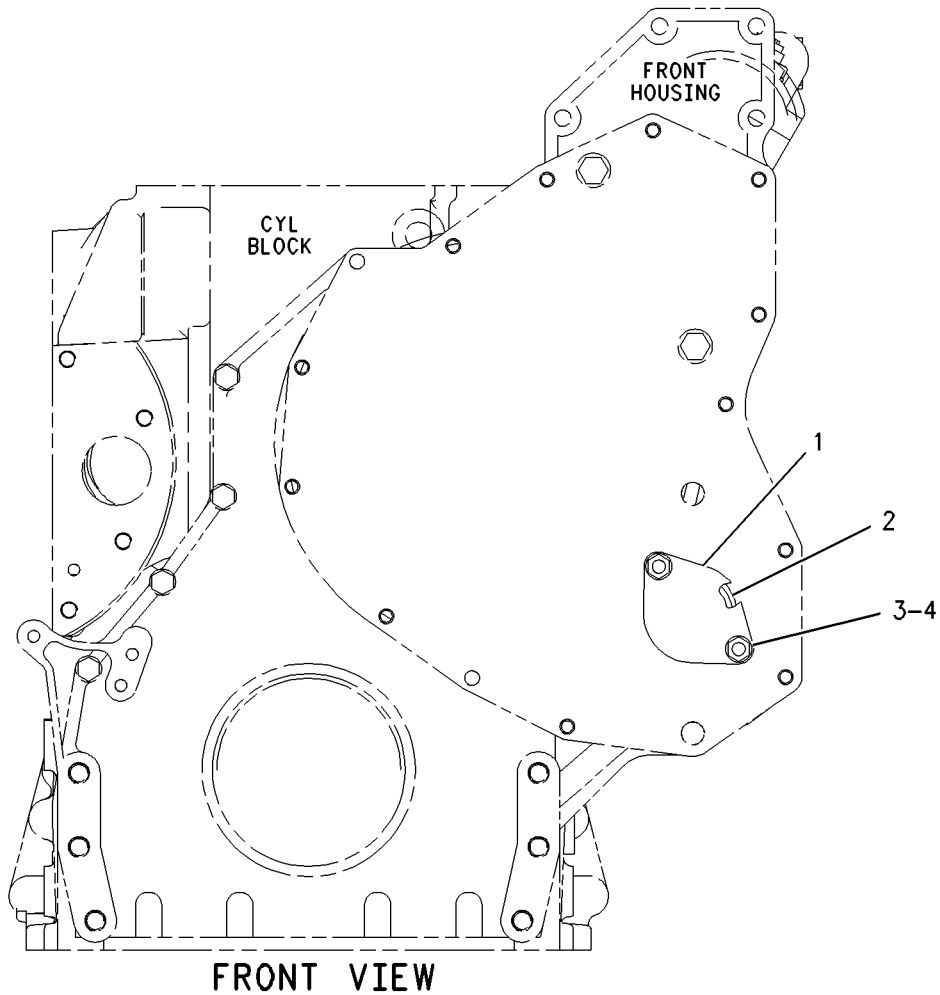
CANNOT BE USED WITH 172-8733-PAGE 74
AN ATTACHMENT

SMCS-1151, 1166

i01986893

NOTE	REF NO	GRAPHIC REF	PART NUMBER	QTY	PART NAME						SEE PAGE
					1	2	3	4	5	6 (PRODUCT LEVEL)	
	1	1	7C-1445	1	COVER						
	2	1	061-9455	1	SEAL-O-RING						
M	3	1	5C-7261	2	NUT (M8X1.25-THD)						
	4	1	8T-4224	2	WASHER-HARD (8.8X16X2-MM THK)						

M-METRIC PART



FRONT VIEW

GRAPHIC #1

<END>

g00945953

BASIC ENGINE

164-6490 COVER GP-VALVE MECHANISM

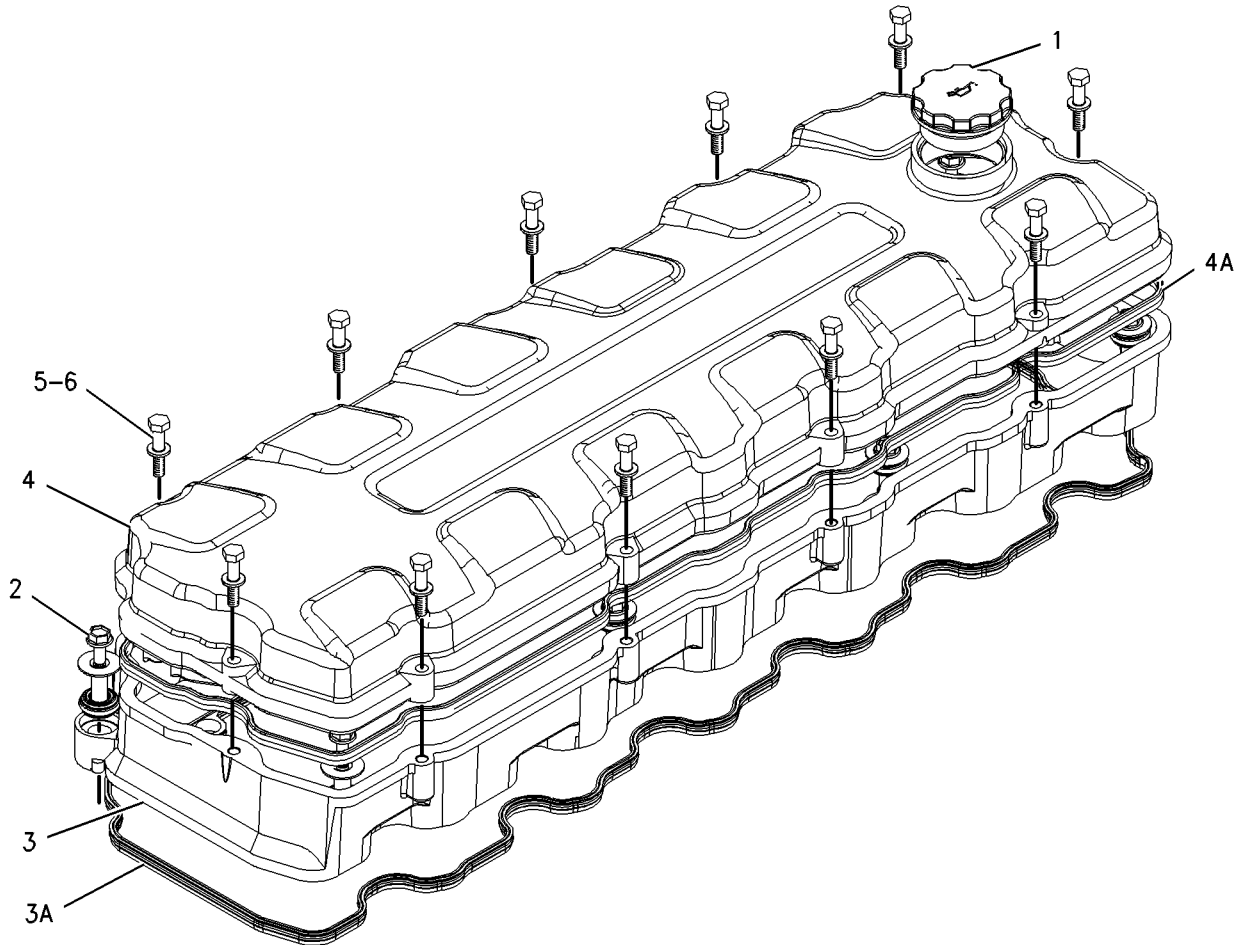
AN ATTACHMENT
TYPE 1

SMCS-1107

i02585858

NOTE	REF NO	GRAPHIC REF	PART NUMBER	QTY	PART NAME	1 2 3 4 5 6 (PRODUCT LEVEL)						SEE PAGE
	1	1	227-4531	1	CAP AS-ENGINE OIL FILLER							
		1	7F-8268	1	SEAL-O-RING							
	2	1	208-0039	9	FASTENER AS							
	3	1	218-0397	1	COVER AS-BASE							
J	3A	1	217-5701		SEAL-BULK (23-DM)							
	4	1	230-6156	1	COVER GP (TOP)							
D	4A	1	5P-5678		SEAL (2.4-M) (VALVE COVER)							
M	5	1	6V-5219	11	BOLT (M8X1.25X40-MM)							
	6	1	9M-1974	11	WASHER-HARD (8.8X16X2-MM THK)							

D-ORDER BY THE METER
J-SOLD BY THE DECIMETER
M-METRIC PART



GRAPHIC #1

<END>

g00901578

BASIC ENGINE

164-6490 COVER GP-VALVE MECHANISM

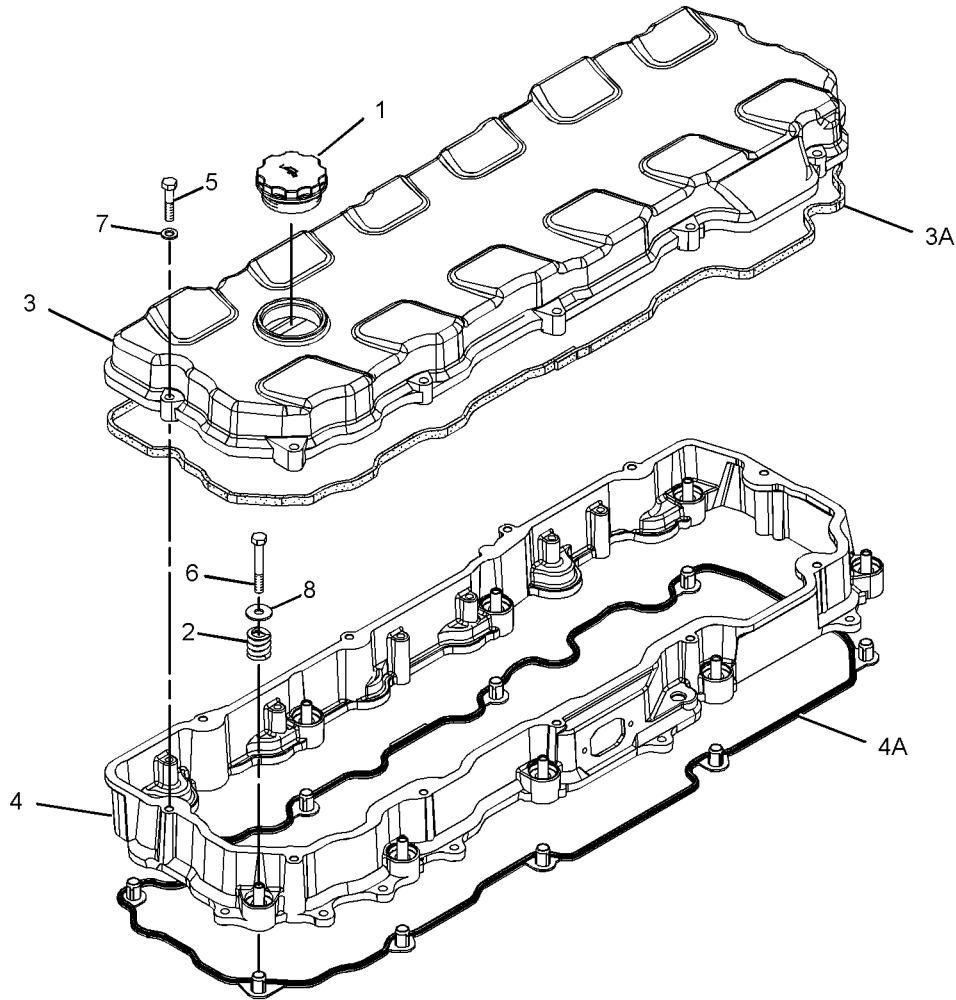
AN ATTACHMENT
TYPE 2

SMCS-1107

i02586510

NOTE	REF NO	GRAPHIC REF	PART NUMBER	QTY	PART NAME	1 2 3 4 5 6 (PRODUCT LEVEL)						SEE PAGE
	1	1	227-4531	1	CAP AS-ENGINE OIL FILLER							
		1	7F-8268	1	SEAL-O-RING							
C	2	1	244-4500	9	SPRING							
C	3	1	248-5719	1	COVER GP-VALVE MECHANISM							
D	3A	1	5P-5678		SEAL (2.3-M)							
C	4	1	271-2418	1	BASE GP-VALVE COVER							
	4A	1	268-3490	1	SEAL-VALVE COVER							
M	5	1	6V-5219	11	BOLT (M8X1.25X40-MM)							
CM	6	1	8T-0100	9	BOLT (M8X1.25X60-MM)							
	7	1	9M-1974	11	WASHER-HARD (8.8X16X2-MM THK)							
C	8	1	9N-0869	9	WASHER-HARD (8.8X25.5X2-MM THK)							

C-CHANGE FROM PREVIOUS TYPE
D-ORDER BY THE METER
M-METRIC PART



GRAPHIC #1

<END>

g01257527

BASIC ENGINE

164-6490 COVER GP-VALVE MECHANISM

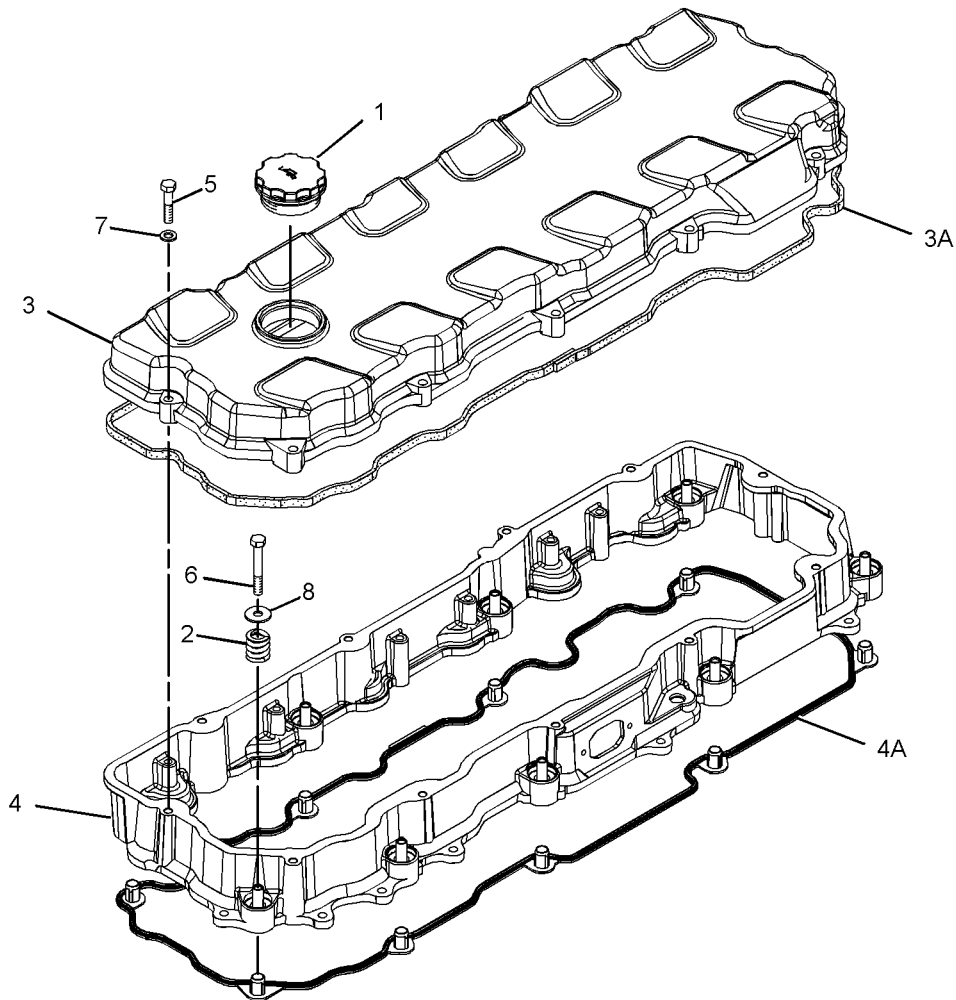
AN ATTACHMENT
TYPE 3

SMCS-1107

i02778296

NOTE	REF NO	GRAPHIC REF	PART NUMBER	QTY	PART NAME	1 2 3 4 5 6 (PRODUCT LEVEL)						SEE PAGE
	1	1	227-4531	1	CAP AS-ENGINE OIL FILLER							
		1	7F-8268	1	SEAL-O-RING							
C	2	1	244-4500	9	SPRING							
C	3	1	295-7559	1	COVER GP-VALVE MECHANISM							
		3A	285-4106	1	SEAL-VALVE COVER							
C	4	1	271-2418	1	BASE GP-VALVE COVER							
L	4A	1	268-3490	1	SEAL-VALVE COVER							
M	5	1	6V-5219	11	BOLT (M8X1.25X40-MM)							
CM	6	1	8T-0100	9	BOLT (M8X1.25X60-MM)							
	7	1	9M-1974	11	WASHER-HARD (8.8X16X2-MM THK)							
C	8	1	9N-0869	9	WASHER-HARD (8.8X25.5X2-MM THK)							

C-CHANGE FROM PREVIOUS TYPE
L-ORDER BY THE DECIMETER
M-METRIC PART



GRAPHIC #1

<END>

g01257527

BASIC ENGINE

284-6669 COVER GP-VALVE MECHANISM

AN ATTACHMENT

TYPE 1

SMCS-1107

i02778300

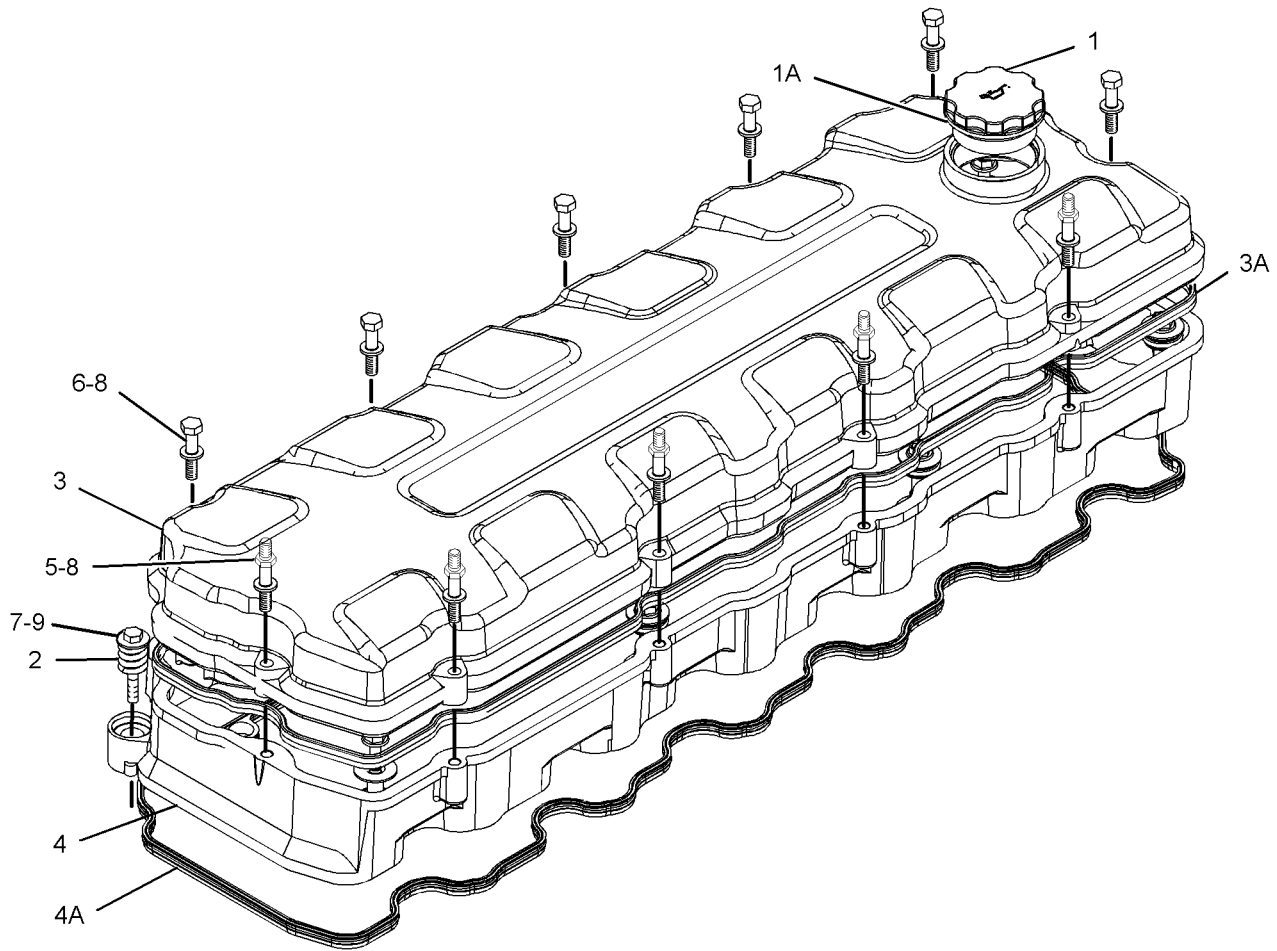
NOTE	REF NO	GRAPHIC REF	PART NUMBER	QTY	PART NAME	SEE PAGE
					1 2 3 4 5 6 (PRODUCT LEVEL)	
	1	1	227-4531	1	CAP AS-ENGINE OIL FILLER	
	1A	1	7F-8268	1	SEAL-O-RING	
	2	1	244-4500	9	SPRING	
	3	1	248-5719	1	COVER GP-VALVE MECHANISM	
D	3A	1	5P-5678		SEAL (2.3-M)	
	4	1	271-2418	1	BASE GP-VALVE COVER	
	4A	1	268-3490	1	SEAL-VALVE COVER	
	5	1	162-3148	5	STUD (M8X1.25X62.75-MM)	
M	6	1	6V-5219	6	BOLT (M8X1.25X40-MM)	
M	7	1	8T-0100	9	BOLT (M8X1.25X60-MM)	
	8	1	9M-1974	11	WASHER-HARD (8.8X16X2-MM THK)	
	9	1	9N-0869	9	WASHER-HARD (8.8X25.5X2-MM THK)	

D-ORDER BY THE METER
M-METRIC PART

BASIC ENGINE

284-6669 COVER GP-VALVE MECHANISM (contd.)

i02778300



GRAPHIC #1

<END>

g01223680

BASIC ENGINE

284-6669 COVER GP-VALVE MECHANISM

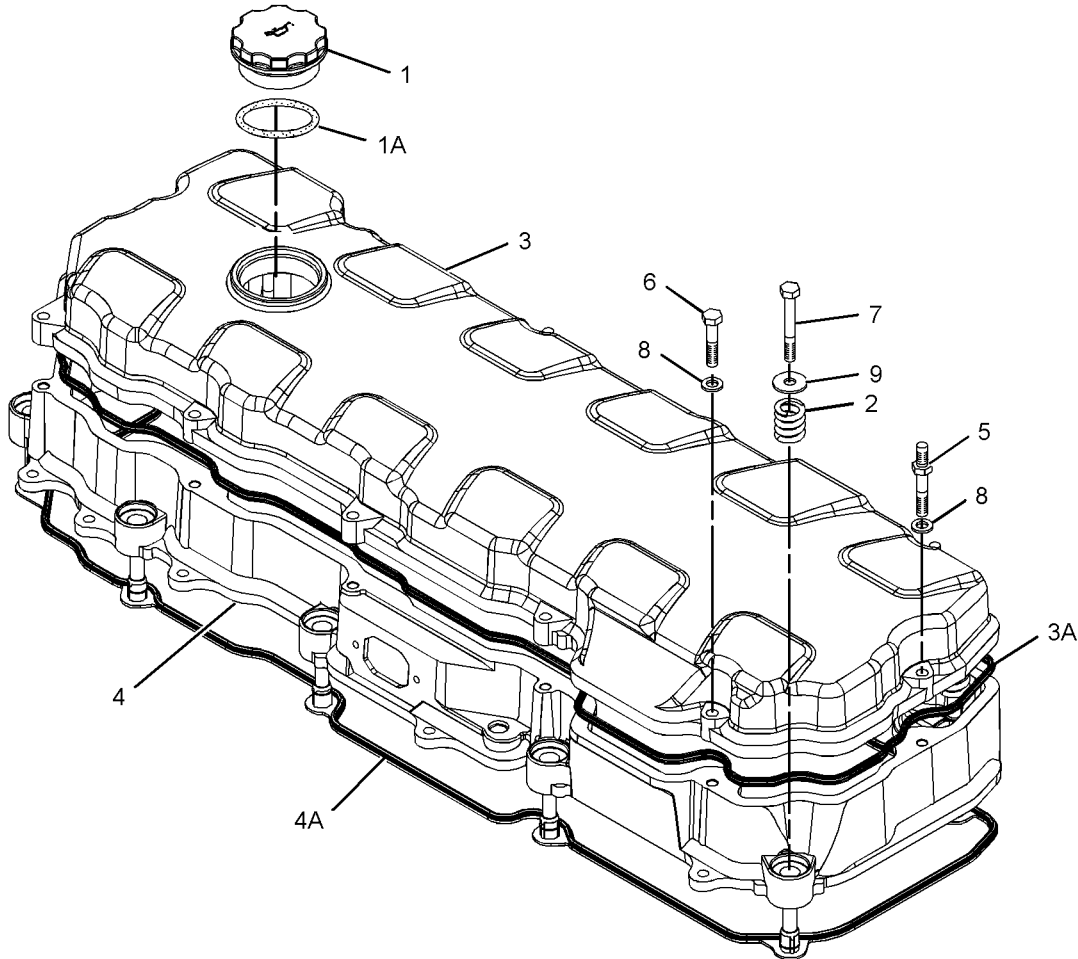
AN ATTACHMENT
TYPE 2

SMCS-1107

i02626613

NOTE	REF NO	GRAPHIC REF	PART NUMBER	QTY	PART NAME						SEE PAGE
					1	2	3	4	5	6 (PRODUCT LEVEL)	
	1	1	227-4531	1	CAP AS-ENGINE OIL FILLER						
	1A	1	7F-8268	1	SEAL-O-RING						
	2	1	244-4500	9	SPRING						
C	3	1	295-7559	1	COVER GP-VALVE MECHANISM						
	3A	1	285-4106		SEAL-VALVE COVER						
	4	1	271-2418	1	BASE GP-VALVE COVER						
	4A	1	268-3490	1	SEAL-VALVE COVER						
	5	1	162-3148	5	STUD (M8X1.25X62.75-MM)						
M	6	1	6V-5219	6	BOLT (M8X1.25X40-MM)						
M	7	1	8T-0100	9	BOLT (M8X1.25X60-MM)						
	8	1	9M-1974	11	WASHER-HARD (8.8X16X2-MM THK)						
	9	1	9N-0869	9	WASHER-HARD (8.8X25.5X2-MM THK)						

C-CHANGE FROM PREVIOUS TYPE
M-METRIC PART



GRAPHIC #1

<END>

g01317399

BASIC ENGINE

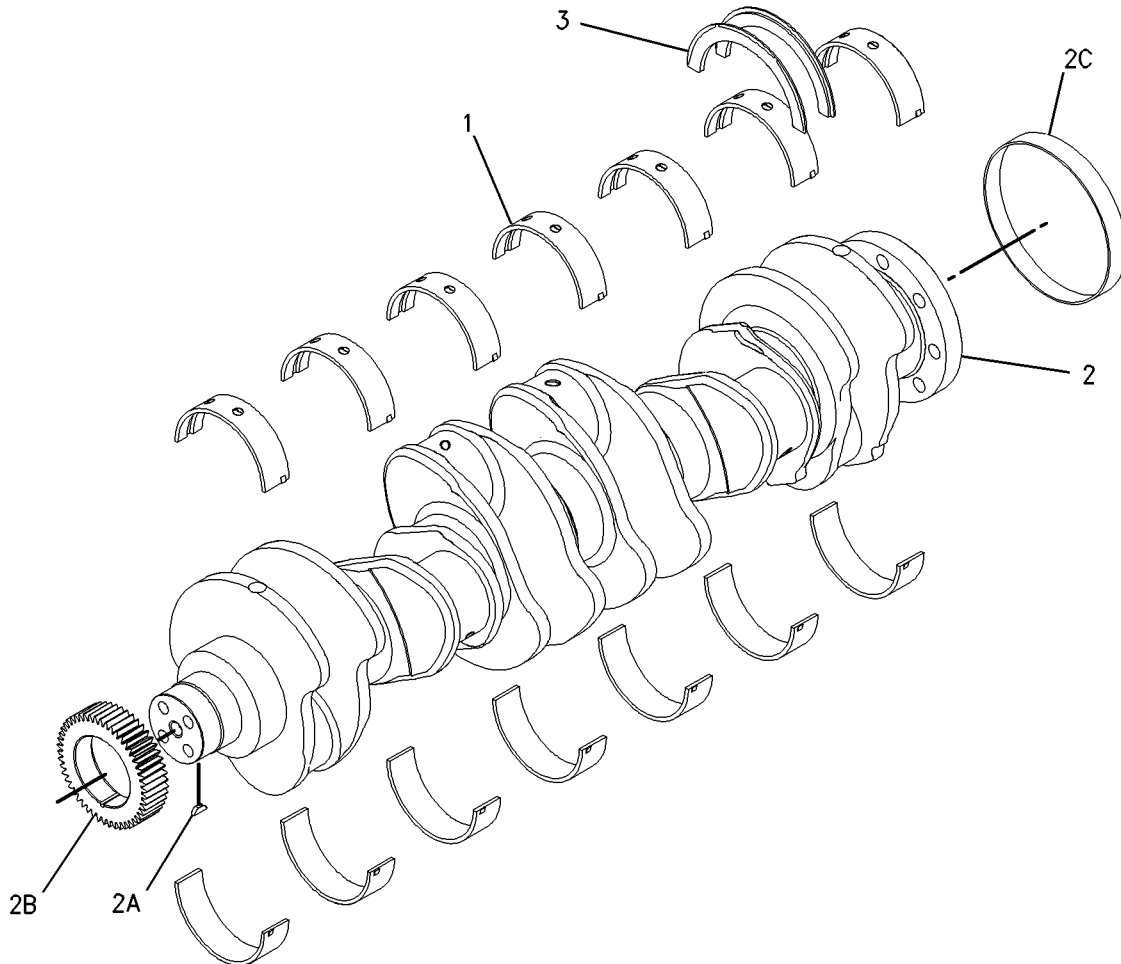
164-6148 CRANKSHAFT GP

SMCS-1202

i03592341

NOTE	REF NO	GRAPHIC REF	PART NUMBER	QTY	PART NAME	SEE PAGE
J	1	1	151-2939	7	BEARING-MAIN (STANDARD)	
AB			282-1771	7	BEARING-MAIN (0.25-MM US)	
AB			282-1772	7	BEARING-MAIN (0.51-MM US)	
R	2	1	261-1544	1	CRANKSHAFT AS	
	2A	1	1B-8705	1	KEY-WOODRUFF	
	2B	1	2W-8147	1	GEAR (50-TEETH)	
	2C	1	9Y-0810	1	SLEEVE-WEAR	
J	3	1	246-3150	2	PLATE-THRUST	
AVAILABLE REPAIR KIT(S):						
AJ			243-6716		BEARING GP-MAIN (STANDARD)	
(INCLUDES A COMPLETE SET OF MAIN BEARINGS AND THRUST PLATES)						

A-NOT PART OF THIS GROUP
 B-USE AS REQUIRED
 J-KIT MARKED J INCLUDES PARTS MARKED J
 R-REMFG PART MAY BE AVAILABLE



GRAPHIC #1

<END>

g00789955

BASIC ENGINE

325-3915 CYLINDER BLOCK AS

PART OF 220-1952 CYLINDER BLOCK GP

SMCS-1201

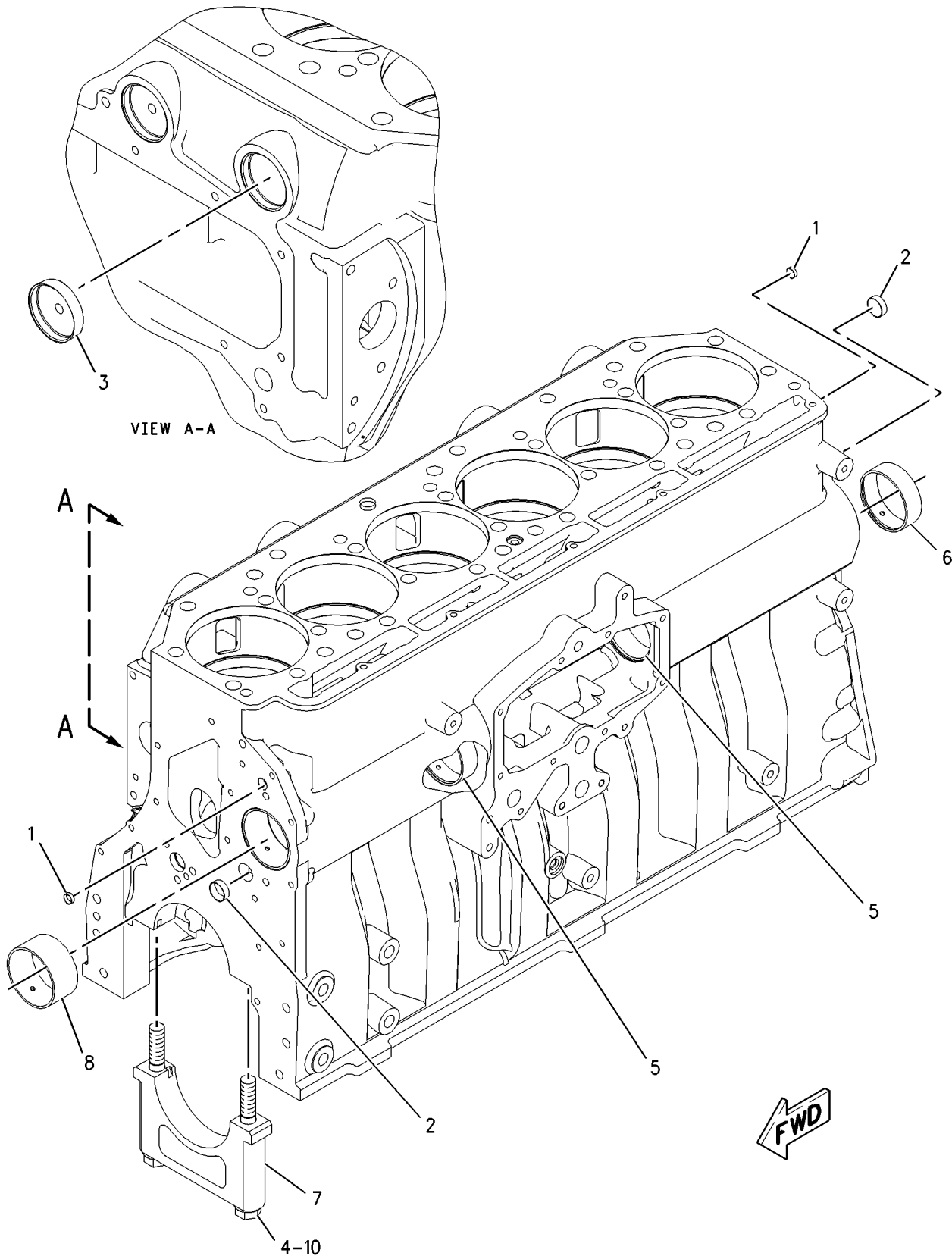
i03235785

NOTE	REF NO	GRAPHIC REF	PART NUMBER	QTY	PART NAME						SEE PAGE
					1	2	3	4	5	6 (PRODUCT LEVEL)	
	1	1	0L-1026	2	PLUG-CUP						
	2	1	3B-0623	2	PLUG-CUP						
	3	1	4F-5695	4	PLUG-CUP						
M	4	1	175-0454	14	BOLT (M16X2X160-MM)						
	5	1	203-5805	2	BEARING-SLEEVE						
	6	1	203-6090	1	BEARING-SLEEVE						
	7	1	212-7002	7	CAP-BEARING						
	8	1	216-5586	1	BEARING-SLEEVE (CAMSHAFT)						
	10	1	9X-8268	14	WASHER (17.5X30X3.5-MM THK)						
M-METRIC PART											

BASIC ENGINE

325-3915 CYLINDER BLOCK AS (contd.)

i03235785



GRAPHIC #1

<END>

g00920253

BASIC ENGINE

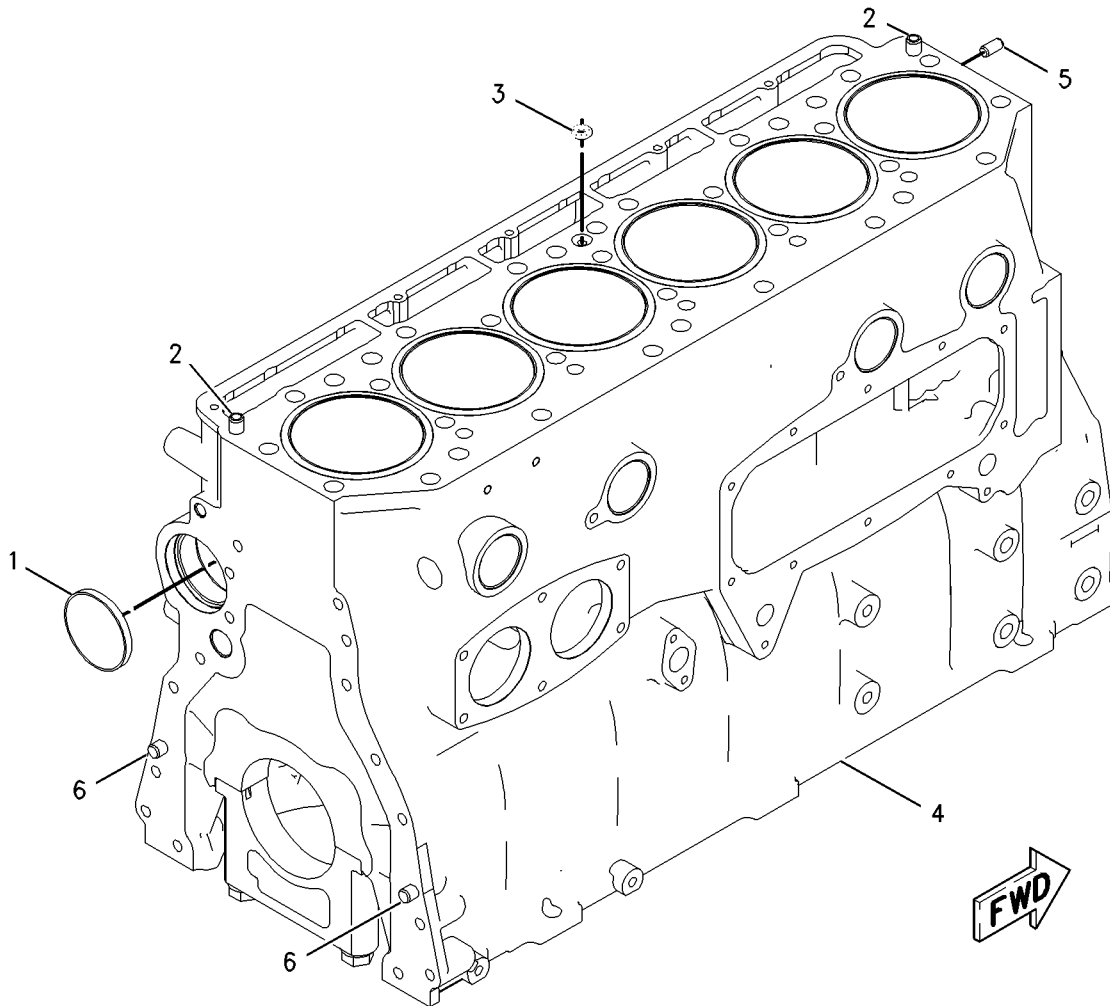
161-3406 CYLINDER BLOCK GP

SMCS-1201

i01988027

NOTE	REF NO	GRAPHIC REF	PART NUMBER	QTY	PART NAME						SEE PAGE
					1	2	3	4	5	6 (PRODUCT LEVEL)	
	1	1	0S-0519	1	PLUG-CUP						
	2	1	1W-8407	2	SLEEVE						
	3	1	4G-4972	1	SEAL-O-RING						
CY	4	1	<i>220-1952</i>	1	CYLINDER BLOCK GP						24
	5	1	6V-3538	2	DOWEL						
	6	1	7N-5683	2	DOWEL						

C-CHANGE FROM PREVIOUS TYPE
Y-SEPARATE ILLUSTRATION



GRAPHIC #1

<END>

g00838255

BASIC ENGINE

220-1952 CYLINDER BLOCK GP

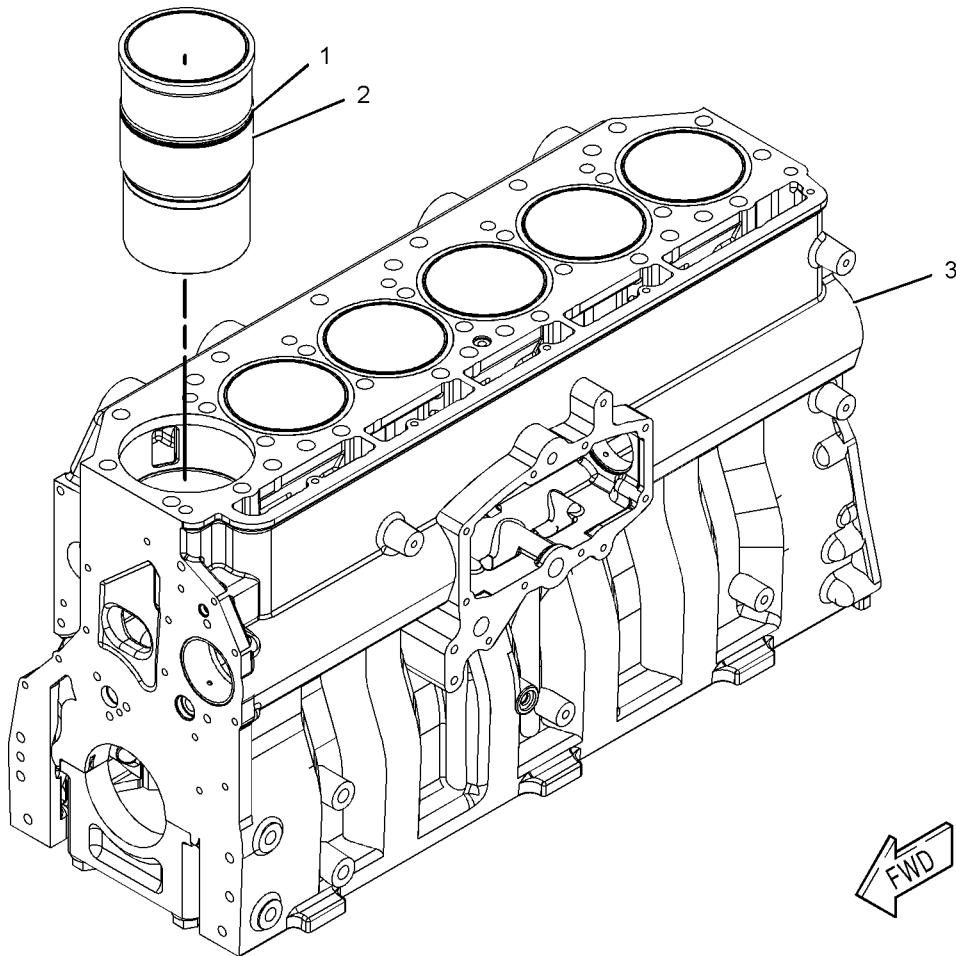
PART OF 161-3406 CYLINDER BLOCK GP

SMCS-1201

i03235608

NOTE	REF NO	GRAPHIC REF	PART NUMBER	QTY	PART NAME						SEE PAGE
					1	2	3	4	5	6 (PRODUCT LEVEL)	
	1	1	167-0024	6	SEAL-LINER						
	2	1	190-3562	6	LINER-CYLINDER						
Y	3	1	325-3915	1	CYLINDER BLOCK AS						21

Y-SEPARATE ILLUSTRATION



GRAPHIC #1

<END>

g01032547

BASIC ENGINE

255-4961 CYLINDER HEAD AS

PART OF 273-3033 CYLINDER HEAD GP

SMCS-1100, 1101

i03601378

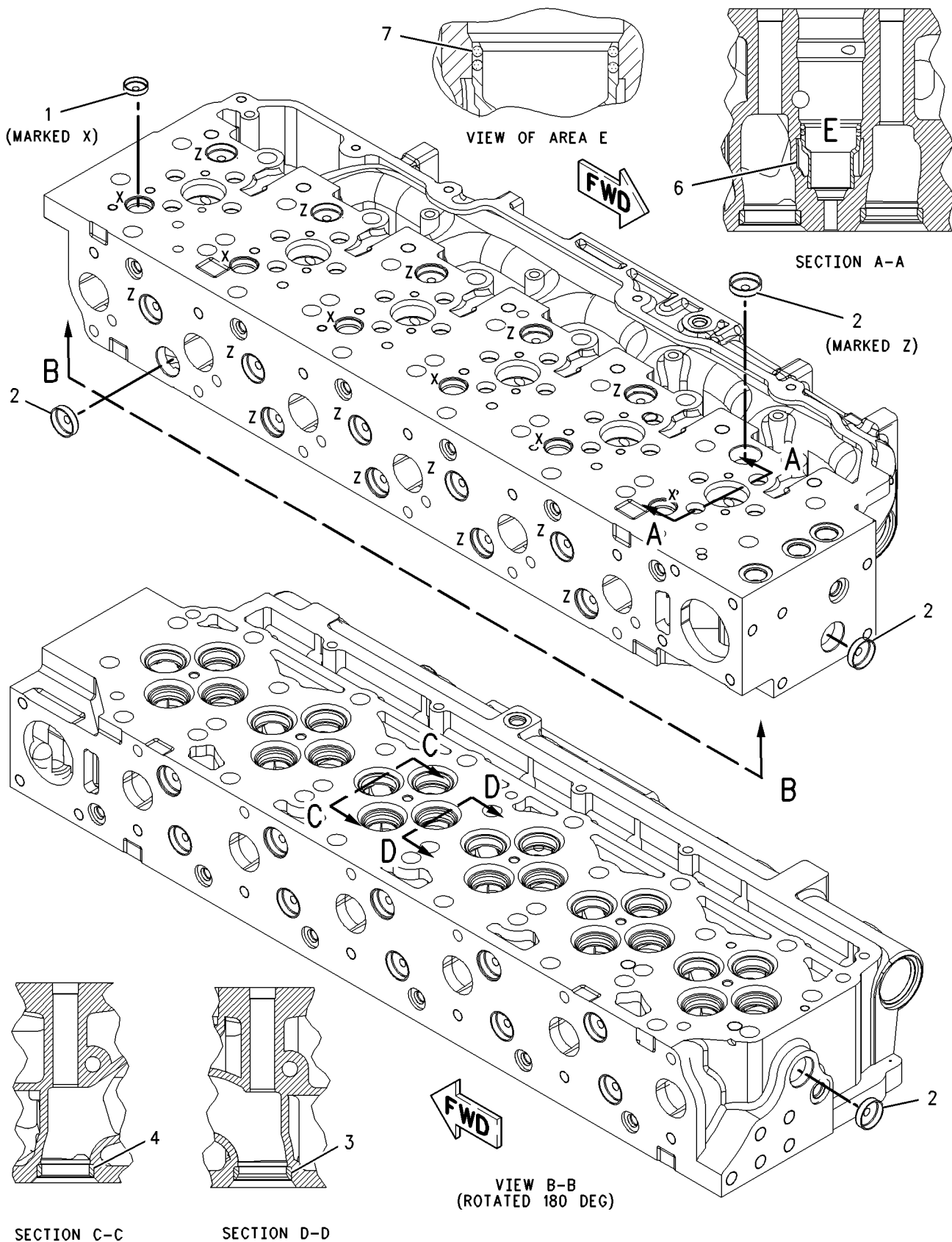
NOTE	REF NO	GRAPHIC REF	PART NUMBER	QTY	PART NAME						SEE PAGE
					1	2	3	4	5	6 (PRODUCT LEVEL)	
	1	1	6V-7604	6	PLUG-CUP						
	2	1	8M-5860	18	PLUG-CUP						
	3	1	212-8917	12	INSERT-VALVE SEAT (EXHAUST)						
AB		1	254-3947		INSERT-VALVE SEAT (EXHAUST 0.508-MM OS OD)						
AB		1	317-7210		INSERT-VALVE SEAT (EXHAUST 0.127-MM OS OD)						
AB		1	317-7211		INSERT-VALVE SEAT (EXHAUST 0.254-MM OS OD)						
	4	1	212-8918	12	INSERT-VALVE SEAT (INLET)						
AB		1	317-7207		SEAT-VALVE (INLET 0.127-MM OS OD)						
AB		1	317-7208		SEAT-VALVE (INLET 0.254-MM OS OD)						
AB		1	317-7209		SEAT-VALVE (INLET 0.508-MM OS OD)						
	6	1	227-1200	6	SLEEVE-INJECTOR						
	7	1	8C-0563	12	SEAL-O-RING						

A-NOT PART OF THIS GROUP
B-USE AS REQUIRED

BASIC ENGINE

255-4961 CYLINDER HEAD AS (contd.)

i03601378



GRAPHIC #1

<END>

g00988683

BASIC ENGINE

311-7228 CYLINDER HEAD AS

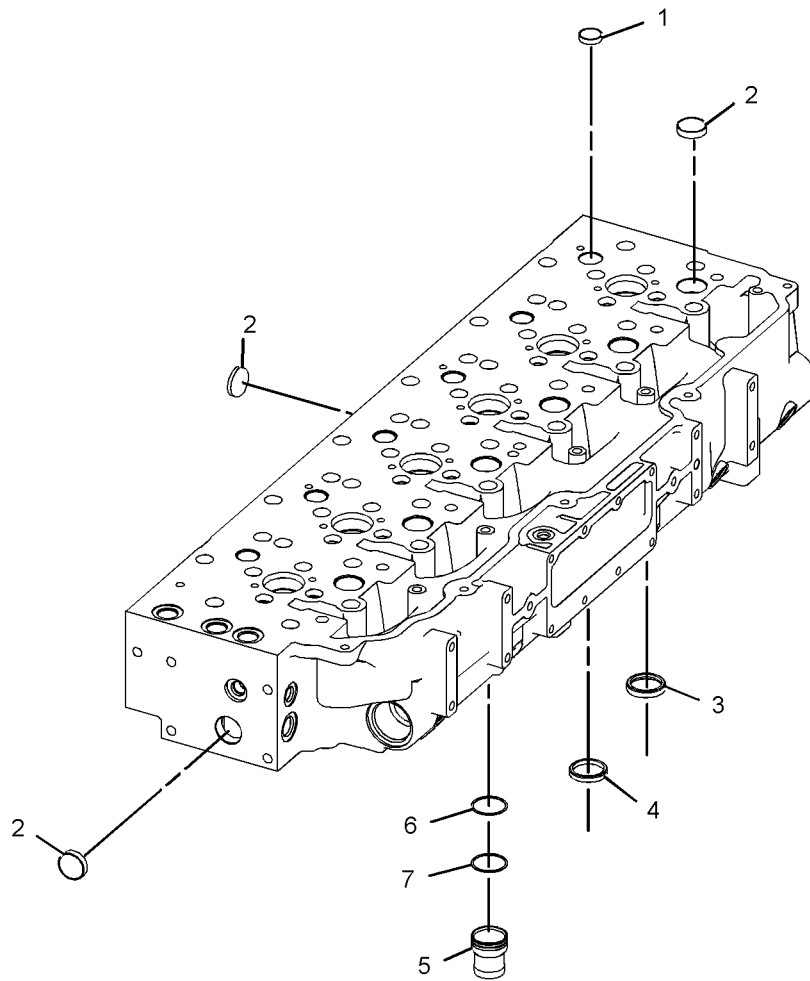
PART OF 273-3033 CYLINDER HEAD GP

SMCS-1100, 1101

i03598819

NOTE	REF NO	GRAPHIC REF	PART NUMBER	QTY	PART NAME						SEE PAGE
					1	2	3	4	5	6 (PRODUCT LEVEL)	
	1	1	6V-7604	6	PLUG-CUP						
	2	1	8M-5860	18	PLUG-CUP						
	3	1	212-8917	12	INSERT-VALVE SEAT (EXHAUST) (STANDARD)						
AB		1	254-3947	1	INSERT-VALVE SEAT (EXHAUST 0.508-MM OS OD)						
AB		1	317-7210	1	INSERT-VALVE SEAT (EXHAUST 0.127-MM OS OD)						
AB		1	317-7211	1	INSERT-VALVE SEAT (EXHAUST 0.254-MM OS OD)						
	4	1	212-8918	12	INSERT-VALVE SEAT (INLET) (STANDARD)						
AB		1	317-7207	1	SEAT-VALVE (INLET 0.127-MM OS OD)						
AB		1	317-7208	1	SEAT-VALVE (INLET 0.254-MM OS OD)						
AB		1	317-7209	1	SEAT-VALVE (INLET 0.508-MM OS OD)						
	5	1	227-1200	6	SLEEVE-INJECTOR						
	6	1	310-7255	6	SEAL-O-RING						
	7	1	310-7257	6	SEAL-O-RING						

A-NOT PART OF THIS GROUP
B-USE AS REQUIRED



GRAPHIC #1

<END>

g01435430

BASIC ENGINE

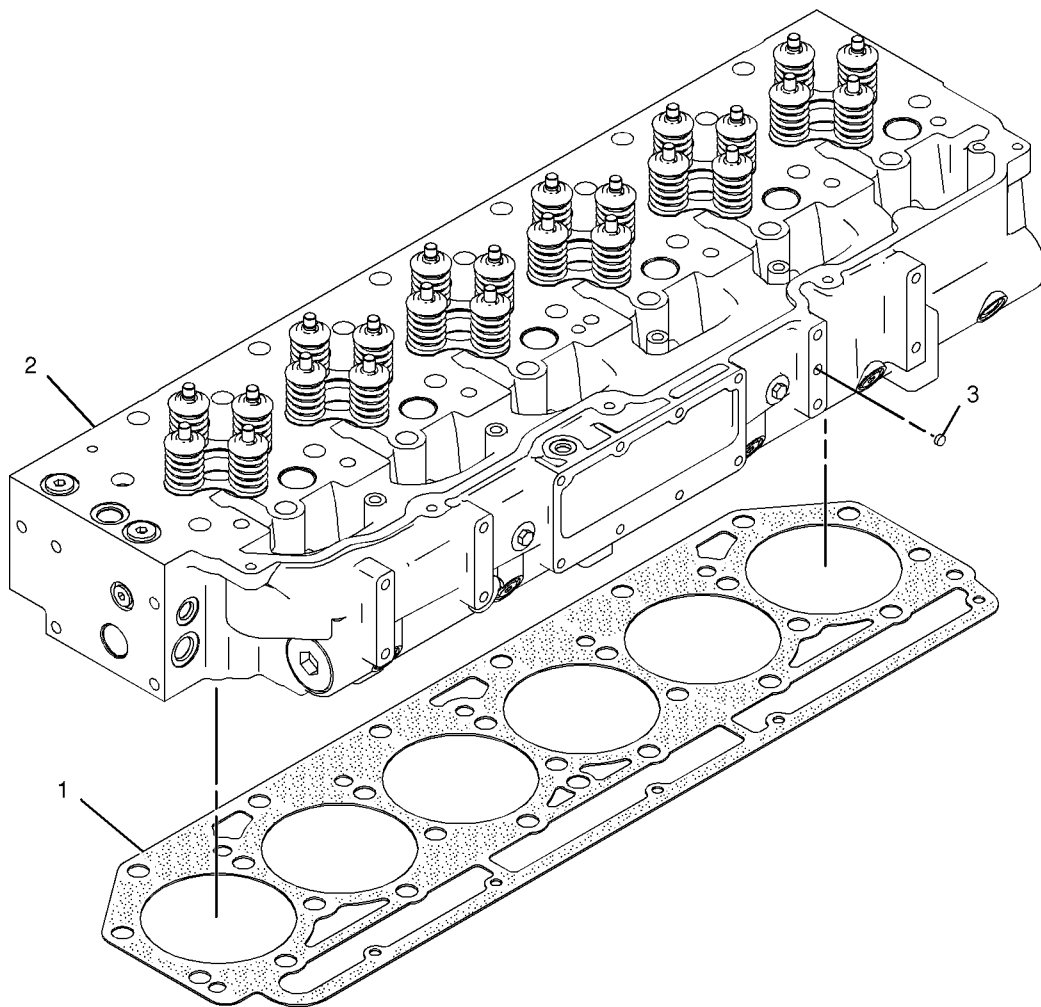
214-1980 CYLINDER HEAD GP

SMCS-1100

i02381132

NOTE	REF NO	GRAPHIC REF	PART NUMBER	QTY	PART NAME						SEE PAGE
					1	2	3	4	5	6 (PRODUCT LEVEL)	
	1	1	187-1315	1	GASKET AS						
Y	2	1	273-3033	1	CYLINDER HEAD GP						29
	3	1	2A-3746	1	PLUG-CUP						

Y-SEPARATE ILLUSTRATION



GRAPHIC #1

<END>

g01025652

BASIC ENGINE

273-3033 CYLINDER HEAD GP

PART OF 214-1980 CYLINDER HEAD GP

TYPE 1

SMCS-1100

i03601398

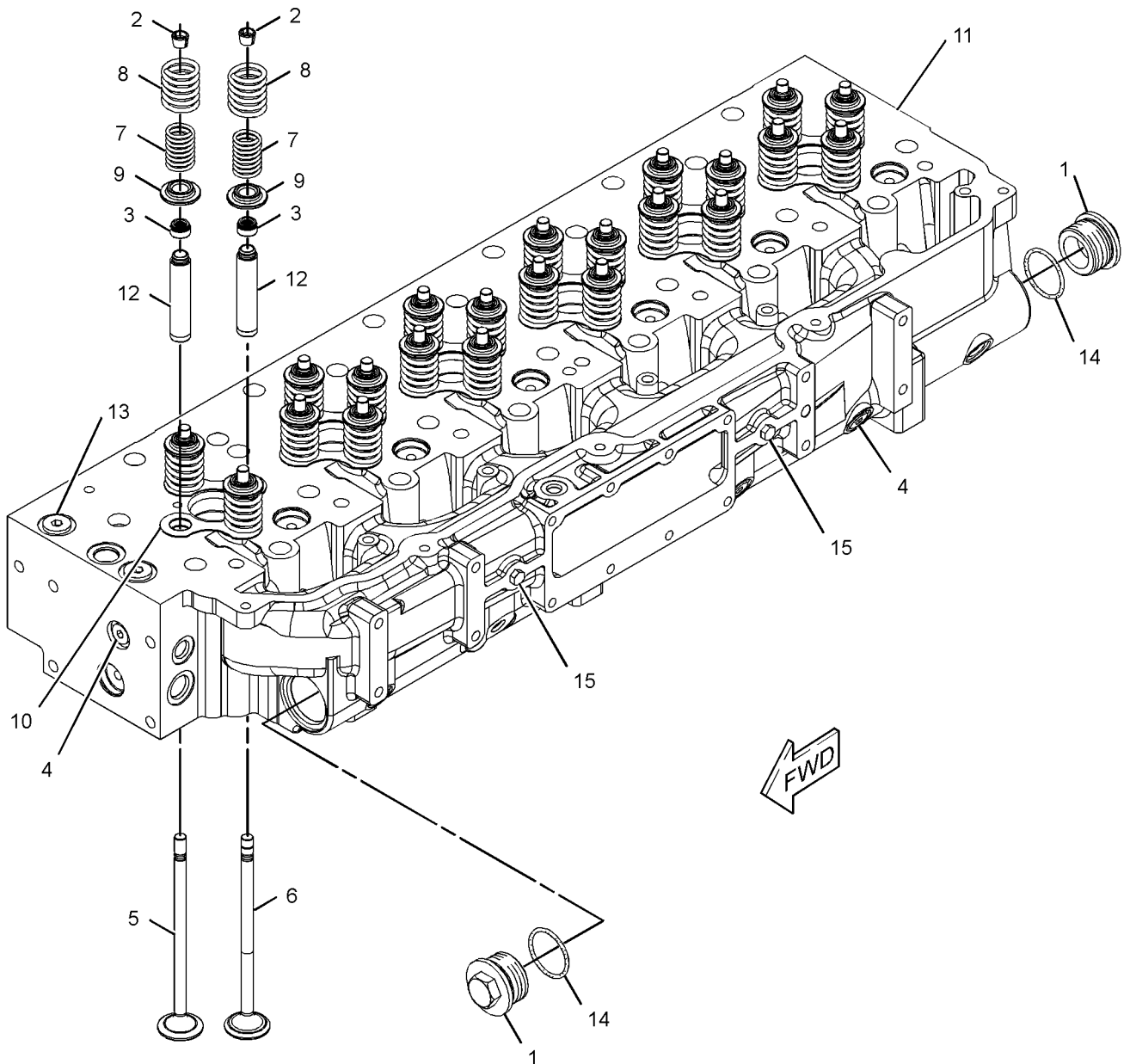
NOTE	REF NO	GRAPHIC REF	PART NUMBER	QTY	PART NAME						SEE PAGE
					1	2	3	4	5	6 (PRODUCT LEVEL)	
	1	1	271-7442	2	PLUG						
	2	1	2A-4429	48	LOCK-RETAINER						
	3	1	163-2478	24	SEAL-VALVE STEM						
	4	1	183-3407	4	PLUG AS						
					(EACH INCLUDES)						
		1	9S-8004	1	PLUG-O-RING						
		1	153-4906	1	SEAL-O-RING						
	5	1	187-4123	12	VALVE-INLET						
	6	1	188-3122	12	VALVE-EXHAUST						
	7	1	190-6115	24	SPRING-VALVE (INNER)						
	8	1	190-6117	24	SPRING-VALVE (OUTER)						
	9	1	211-2134	24	RETAINER						
	10	1	217-0609	12	SEAT-VALVE SPRING						
Y	11	1	255-4961	1	CYLINDER HEAD AS						25
	12	1	260-4856	24	GUIDE-VALVE						
AB		1	203-3237		GUIDE-VALVE (0.13-MM OS OD)						
AB		1	203-3238		GUIDE-VALVE (0.5-MM OS OD)						
	13	1	148-8395	2	PLUG AS						
					(EACH INCLUDES)						
		1	3K-0360	1	SEAL-O-RING						
		1	9S-8005	1	PLUG-O-RING						
	14	1	183-2317	2	SEAL-O-RING						
	15	1	8T-6764	2	PLUG-PIPE						

A-NOT PART OF THIS GROUP
 B-USE AS REQUIRED
 Y-SEPARATE ILLUSTRATION

BASIC ENGINE

273-3033 CYLINDER HEAD GP (contd.)

i03601398



GRAPHIC #1

<END>

g01255166

BASIC ENGINE

273-3033 CYLINDER HEAD GP

PART OF 214-1980 CYLINDER HEAD GP

TYPE 2

SMCS-1100

i03601397

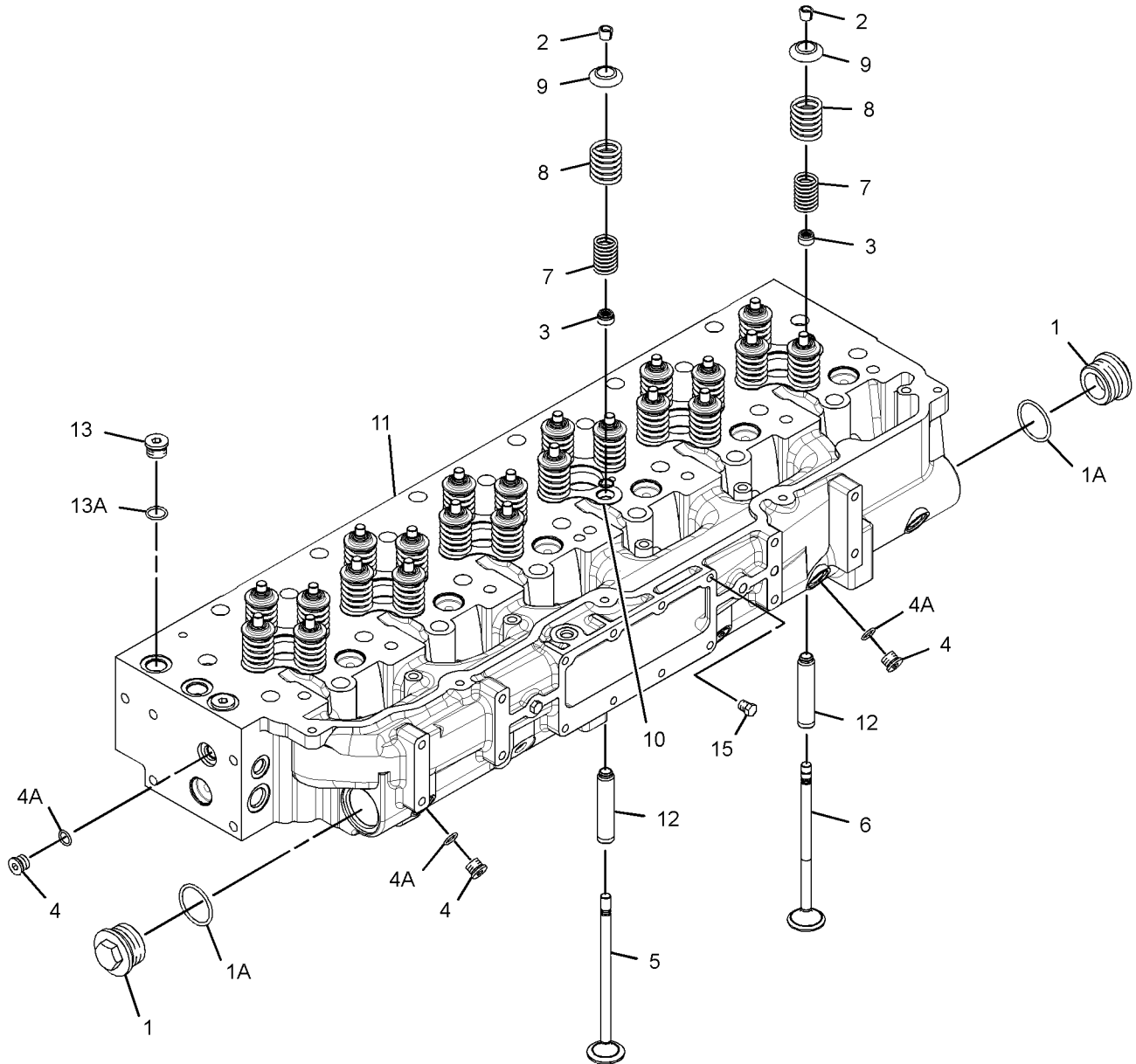
NOTE	REF NO	GRAPHIC REF	PART NUMBER	QTY	PART NAME						SEE PAGE
					1	2	3	4	5	6 (PRODUCT LEVEL)	
	1	1	319-6237	2	PLUG AS						
					(EACH INCLUDES)						
	1A	1	228-7096	1	SEAL-O-RING						
		1	271-7442	1	PLUG						
	2	1	2A-4429	48	LOCK-RETAINER						
	3	1	163-2478	24	SEAL-VALVE STEM						
	4	1	321-8638	4	PLUG AS						
					(EACH INCLUDES)						
	4A	1	214-7568	1	SEAL-O-RING						
		1	321-8635	1	PLUG						
	5	1	187-4123	12	VALVE-INLET						
	6	1	188-3122	12	VALVE-EXHAUST						
	7	1	190-6115	24	SPRING-VALVE (INNER)						
	8	1	190-6117	24	SPRING-VALVE (OUTER)						
	9	1	211-2134	24	RETAINER						
	10	1	217-0609	12	SEAT-VALVE SPRING						
CY	11	1	311-7228	1	CYLINDER HEAD AS						27
	12	1	260-4856	24	GUIDE-VALVE						
AB		1	203-3237		GUIDE-VALVE (0.13-MM OS OD)						
AB		1	203-3238		GUIDE-VALVE (0.5-MM OS OD)						
	13	1	148-8395	2	PLUG AS						
					(EACH INCLUDES)						
	13A	1	3K-0360	1	SEAL-O-RING						
		1	9S-8005	1	PLUG-O-RING						
	15	1	8T-6764	2	PLUG-PIPE						

A-NOT PART OF THIS GROUP
 B-USE AS REQUIRED
 C-CHANGE FROM PREVIOUS TYPE
 Y-SEPARATE ILLUSTRATION

BASIC ENGINE

273-3033 CYLINDER HEAD GP (contd.)

i03601397



GRAPHIC #1

<END>

g01678133

BASIC ENGINE

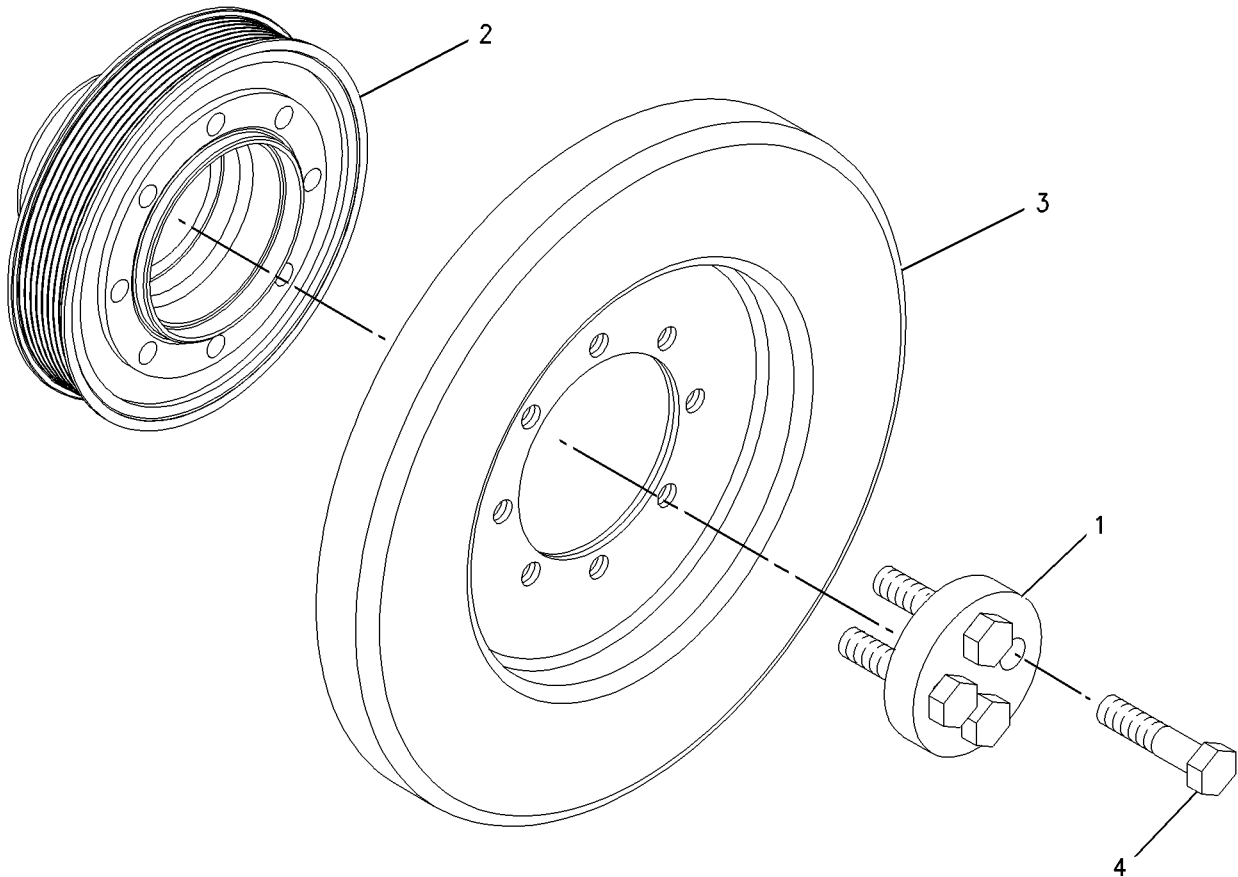
211-4336 DAMPER GP

SMCS-1205

i01972256

NOTE	REF NO	GRAPHIC REF	PART NUMBER	QTY	PART NAME						SEE PAGE
					1	2	3	4	5	6 (PRODUCT LEVEL)	
	1	1	2W-7381	1	PLATE - CLAMP						
	2	1	153-1036	1	PULLEY - CRANKSHAFT						
	3	1	208-9619	1	DAMPER AS						
M	4	1	8T-3666	4	BOLT (M14X2X60-MM)						

M-METRIC PART



GRAPHIC #1

<END>

g00948390

BASIC ENGINE

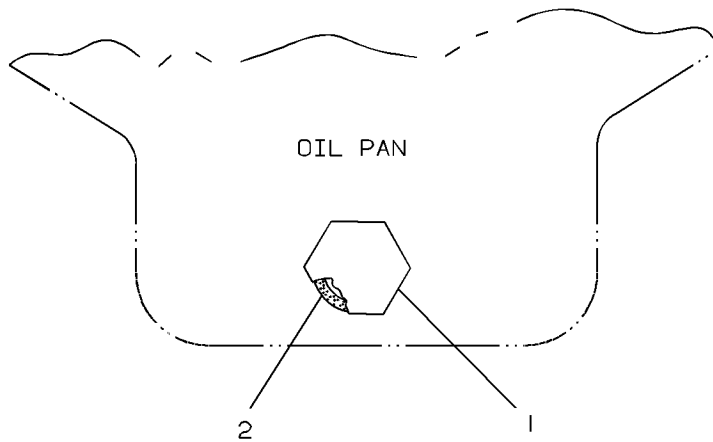
7C-4566 DRAIN GP-ENGINE OIL

FOR USE WITH ALUMINUM OIL PANS THAT REQUIRE ADDITIONAL LONG PLUG
ALSO AN ATTACHMENT

SMCS-1302

i02326548

NOTE	REF NO	GRAPHIC REF	PART NUMBER	QTY	PART NAME						SEE PAGE
					1	2	3	4	5	6 (PRODUCT LEVEL)	
	1	1	118-3619	1	PLUG-MAGNETIC (ENGINE OIL PAN DRAIN)						
	2	1	3K-0360	1	SEAL-O-RING						



GRAPHIC #1

<END>

g00125672

BASIC ENGINE

242-1761 DRAIN GP-ENGINE OIL

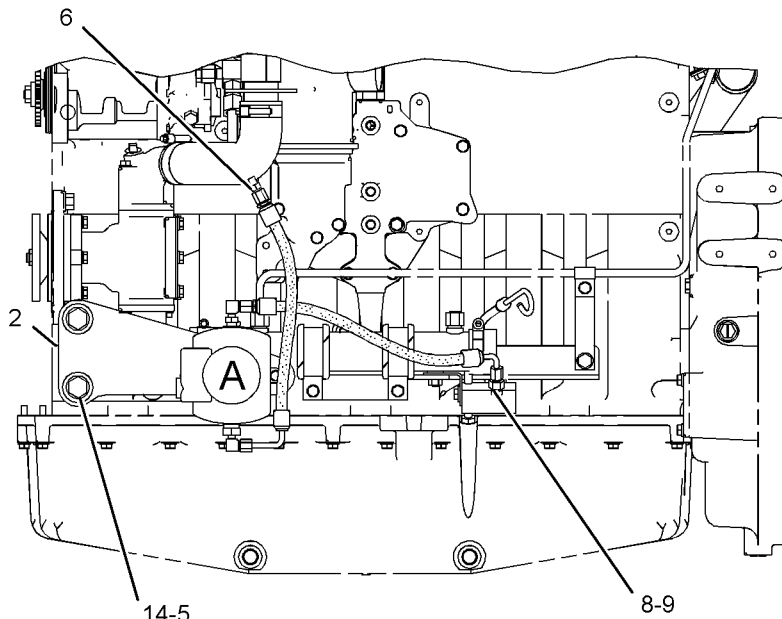
FOR USE WITH 242-7032-PAGE 92
AN ATTACHMENT

SMCS-1302

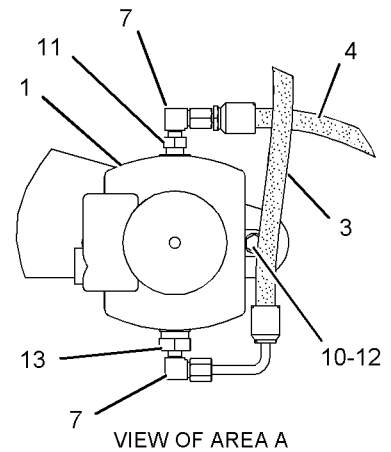
i02342612

NOTE	REF NO	GRAPHIC REF	PART NUMBER	QTY	PART NAME	1 2 3 4 5 6 (PRODUCT LEVEL)						SEE PAGE
	1	1	7W-2296	1	SWITCH AS-LIQUID LEVEL (ENGINE OIL)							
		1	7W-2295	1	COVER AS-SWITCH							
	2	1	242-1762	1	BRACKET AS							
		1	9F-6445	2	NUT-WELD (1/4-20-THD)							
I	3	1	242-3115	1	HOSE AS							
I	4	1	242-3116	1	HOSE AS							
M	5	1	100-3866	2	BOLT-SELF-LOCKING (M16X2X40-MM)							
	6	1	222-6937	1	CONNECTOR							
	7	1	2N-1287	2	ELBOW-FLARED							
	8	1	2P-1314	1	CONNECTOR							
	9	1	3J-1907	1	SEAL-O-RING							
	10	1	4M-5281	2	BOLT (1/4-20X0.75-IN)							
	11	1	4M-5317	1	BUSHING-REDUCING							
	12	1	5P-0537	2	WASHER-HARD (7.2X14.5X2-MM THK)							
	13	1	8B-1931	1	BUSHING-REDUCING							
	14	1	9X-8257	2	WASHER (17.5X30X3.5-MM THK)							

I-REFER TO HYDRAULIC INFORMATION SYSTEM
M-METRIC PART



LEFT SIDE VIEW



VIEW OF AREA A

GRAPHIC #1

<END>

g01033057

BASIC ENGINE

167-0171 FASTENER GP-CYLINDER HEAD

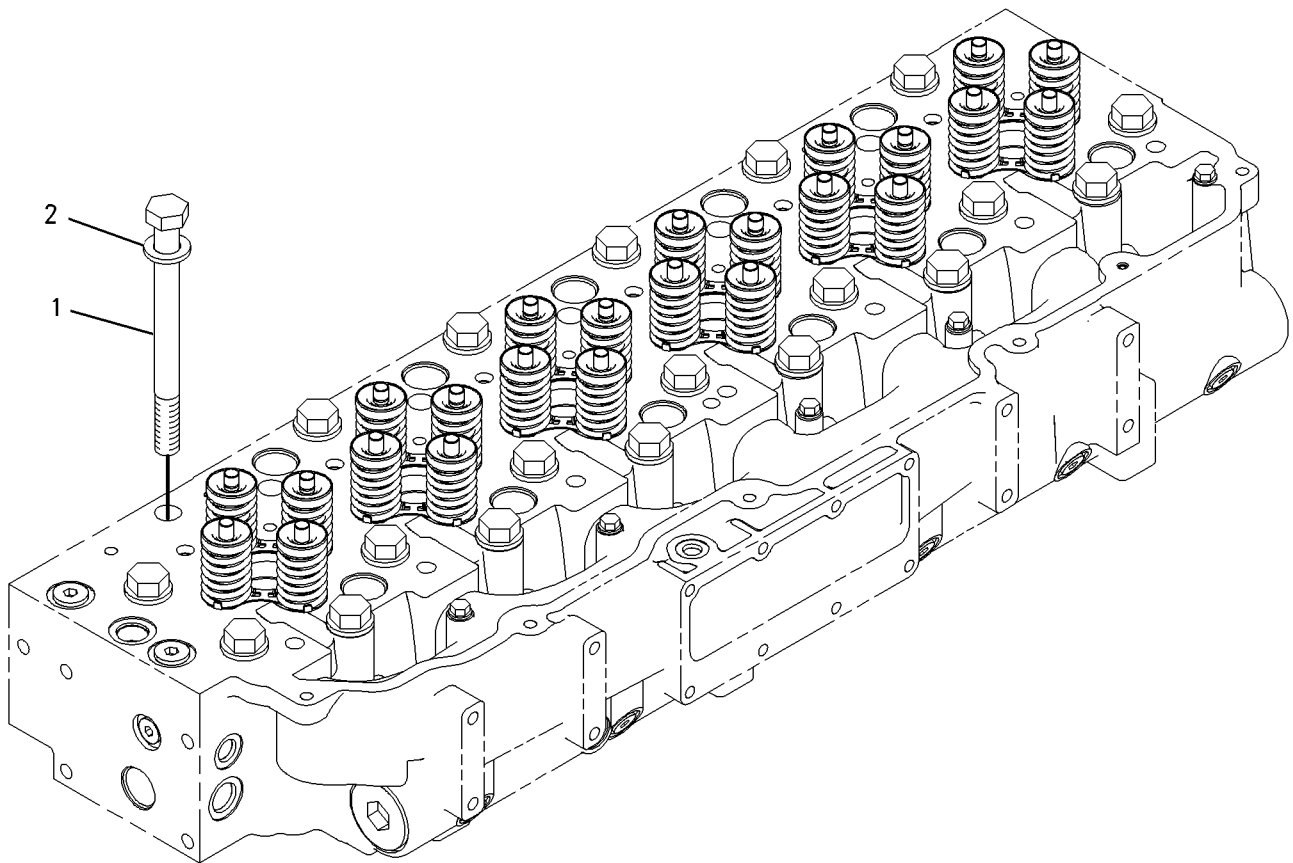
PART OF 213-4363 FASTENER GP-CYLINDER HEAD

SMCS-1100

i02247518

NOTE	REF NO	GRAPHIC REF	PART NUMBER	QTY	PART NAME						SEE PAGE
					1	2	3	4	5	6 (PRODUCT LEVEL)	
M	1	1	183-5163	1	BOLT (M16X2X180-MM)						
	2	1	9X-8268	1	WASHER (17.5X30X3.5-MM THK)						

M-METRIC PART



GRAPHIC #1

<END>

g00792849

BASIC ENGINE

213-4363 FASTENER GP-CYLINDER HEAD

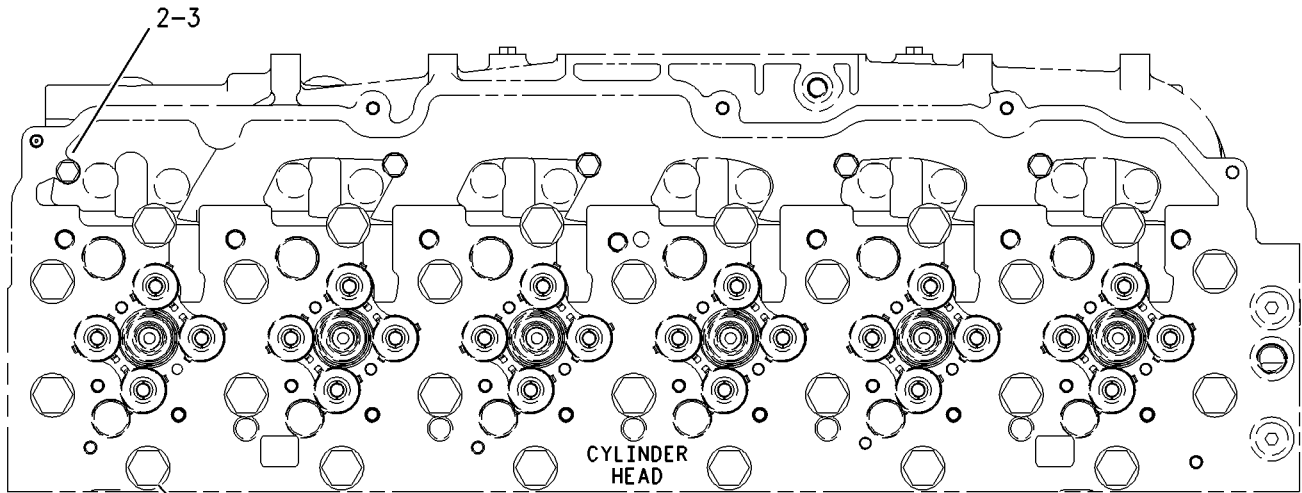
TYPE 1

SMCS-1100

i01972260

NOTE	REF NO	GRAPHIC REF	PART NUMBER	QTY	PART NAME						SEE PAGE
					1	2	3	4	5	6 (PRODUCT LEVEL)	
Y	1	1	167-0171	26	FASTENER GP-CYLINDER HEAD						36
M	2	1	8C-4984	5	BOLT (M8X1.25X150-MM)						
	3	1	9M-1974	5	WASHER-HARD (8.8X16X2-MM THK)						

M-METRIC PART
Y-SEPARATE ILLUSTRATION



TOP VIEW

GRAPHIC #1

<END>

g00919169

BASIC ENGINE

213-4363 FASTENER GP-CYLINDER HEAD

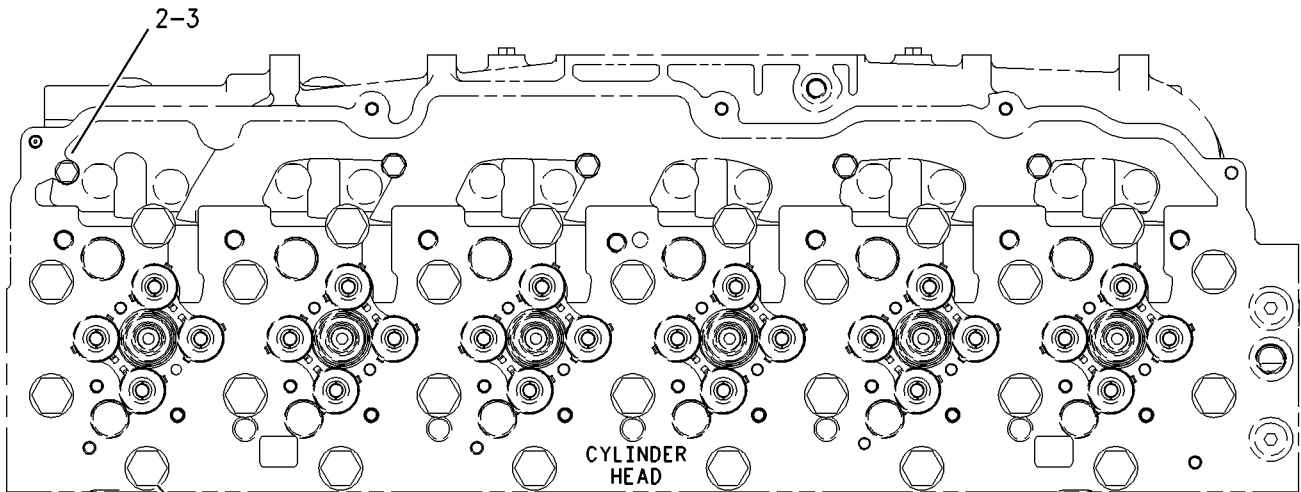
TYPE 2

SMCS-1100

i02747988

NOTE	REF NO	GRAPHIC REF	PART NUMBER	QTY	PART NAME						SEE PAGE
					1	2	3	4	5	6 (PRODUCT LEVEL)	
C	1	1	290-6884	26	FASTENER GP-CYLINDER HEAD						
		1	9X-8268	26	WASHER (17.5X30X3.5-MM THK)						
M		1	263-2915	26	BOLT-12 POINT HEAD (M16X2X180-MM)						
M	2	1	8C-4984	5	BOLT (M8X1.25X150-MM)						
	3	1	9M-1974	5	WASHER-HARD (8.8X16X2-MM THK)						

C-CHANGE FROM PREVIOUS TYPE
M-METRIC PART



TOP VIEW

GRAPHIC #1

<END>

g00919169

BASIC ENGINE

206-4729 FASTENER GP-FRONT COVER

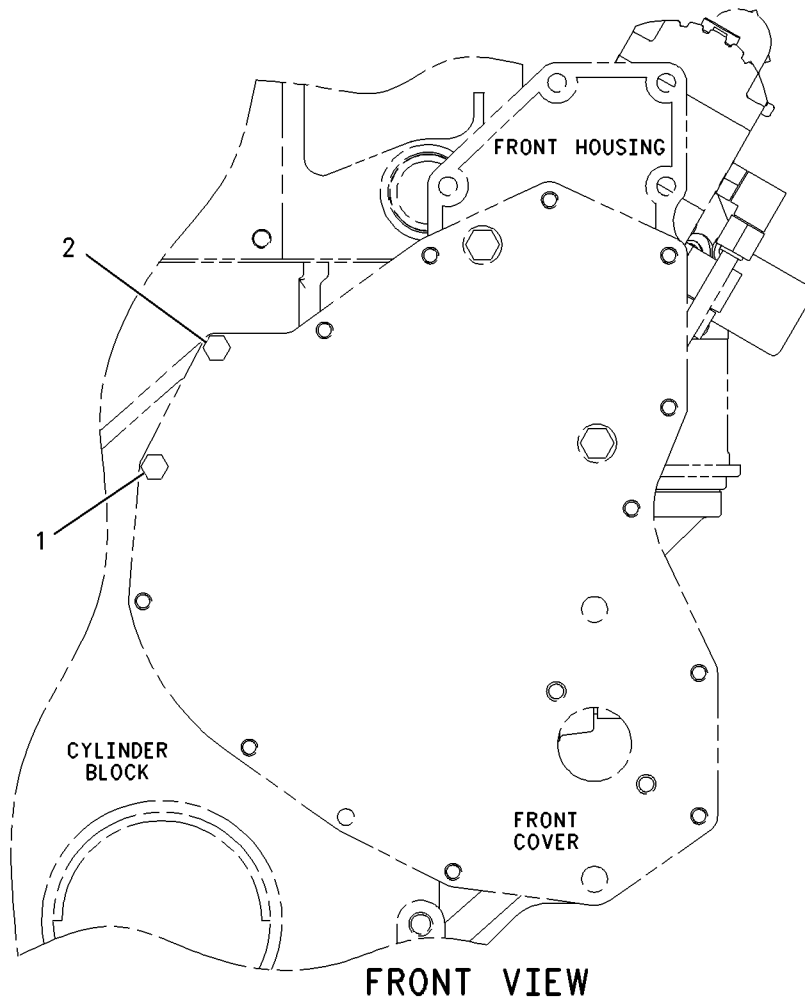
CANNOT BE USED WITH 206-4583-PAGE 60
AN ATTACHMENT

SMCS-1151

i01987419

NOTE	REF NO	GRAPHIC REF	PART NUMBER	QTY	PART NAME						SEE PAGE
					1	2	3	4	5	6 (PRODUCT LEVEL)	
M	1	1	6V-2317	1	BOLT (M8X1.25X30MM)						
M	2	1	8T-0100	1	BOLT (M8X1.25X60MM)						

M-METRIC PART



GRAPHIC #1

<END>

g00948578

BASIC ENGINE

123-0466 FLYWHEEL GP

SAE NO. 1

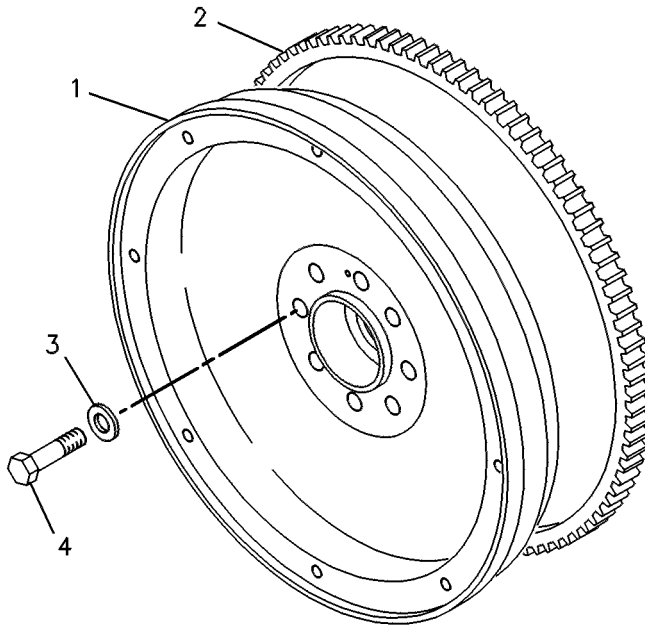
FOR USE WITH 197-5994—PAGE 45
AN ATTACHMENT

SMCS-1156

i02247519

NOTE	REF NO	GRAPHIC REF	PART NUMBER	QTY	PART NAME						SEE PAGE
					1	2	3	4	5	6 (PRODUCT LEVEL)	
	1	1	132-3141	1	FLYWHEEL AS						
	2	1	4N-2514	1	GEAR (113-TEETH)						
	3	1	5P-8247	8	WASHER-HARD (17X32X3.5-MM THK)						
M	4	1	103-6169	8	BOLT (M16X2X60-MM)						

M-METRIC PART



GRAPHIC #1

<END>

g00235469

BASIC ENGINE

205-1321 GEAR GP-FRONT

SMCS-1151, 1162, 1206

i01686025

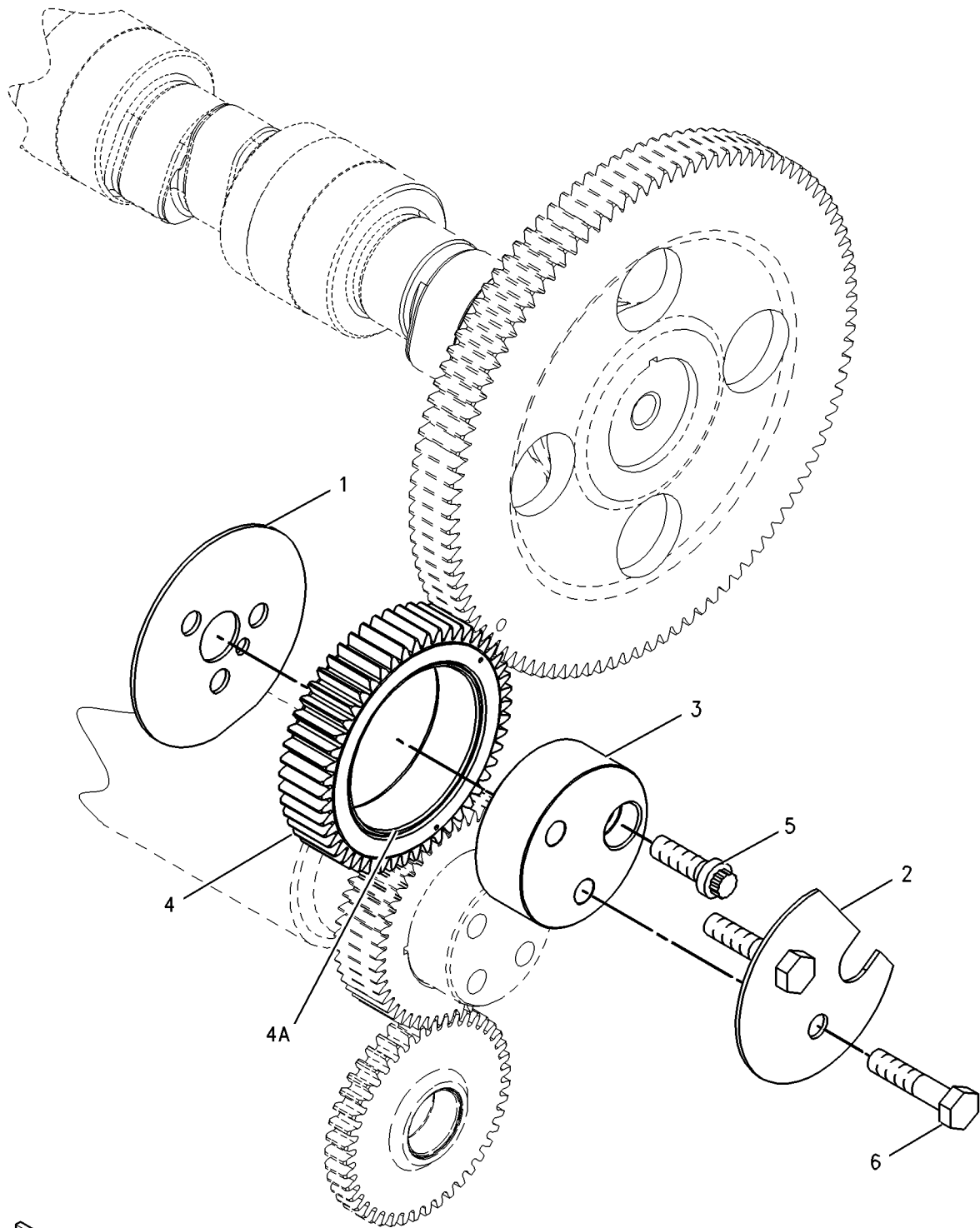
NOTE	REF NO	GRAPHIC REF	PART NUMBER	QTY	PART NAME	SEE PAGE
					1 2 3 4 5 6 (PRODUCT LEVEL)	
	1	1	113-6069	1	PLATE-THRUST	
	2	1	115-4219	1	PLATE-RETAINING	
	3	1	200-4495	1	SHAFT-IDLER	
	4	1	205-1320	1	GEAR AS-IDLER (50 TEETH)	
	4A	1	115-4072	1	BEARING	
M	5	1	136-4183	1	BOLT-12 POINT HEAD (M10X1.5X30MM)	
M	6	1	6V-5843	2	BOLT (M10X1.50X45MM)	

M-METRIC PART

BASIC ENGINE

205-1321 GEAR GP-FRONT (contd.)

i01686025



GRAPHIC #1

<END>

g00870175

BASIC ENGINE

189-9374 HOUSING GP-FLYWHEEL AN ATTACHMENT

SMCS-1157

i02512570

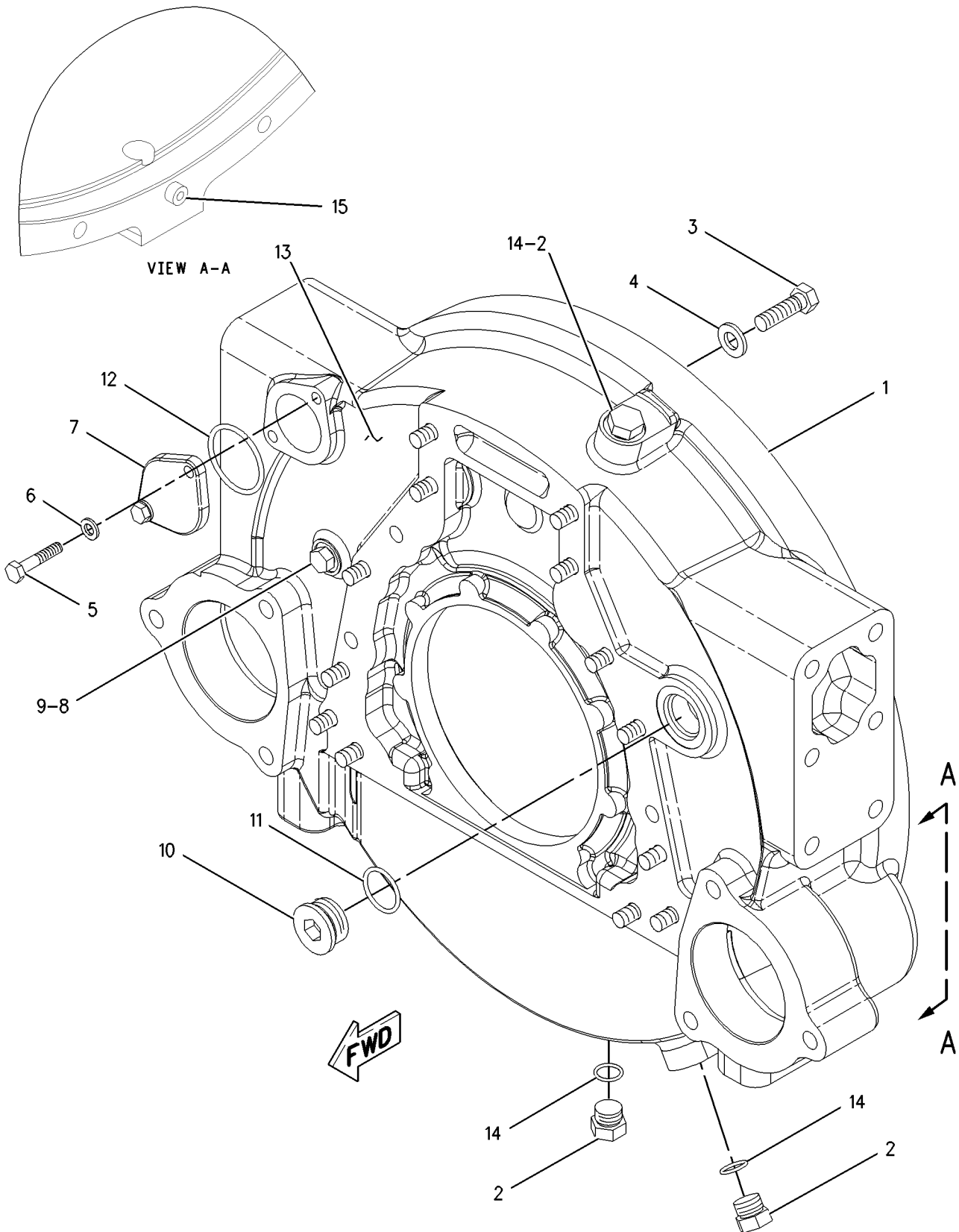
NOTE	REF NO	GRAPHIC REF	PART NUMBER	QTY	PART NAME						SEE PAGE
					1	2	3	4	5	6 (PRODUCT LEVEL)	
C	1	1	233-9770	1	HOUSING-FLYWHEEL						
	2	1	9S-4185	3	PLUG-O-RING						
CM	3	1	6V-8197	14	BOLT (M12X1.75X40-MM)						
C	4	1	5P-8245	14	WASHER-HARD (13.5X25.5X3-MM THK)						
M	5	1	6V-5219	2	BOLT (M8X1.25X40-MM)						
	6	1	9M-1974	2	WASHER-HARD (8.8X16X2-MM THK)						
	7	1	7C-1445	1	COVER						
	8	1	3K-8460	1	PLUG						
	9	1	5P-7814	1	SEAL-O-RING						
	10	1	9S-9334	1	PLUG-O-RING						
	11	1	5P-7701	1	SEAL-O-RING						
	12	1	061-9455	1	SEAL-O-RING						
B	13	1	8C-8422		SEALANT						
	14	1	8L-2786	3	SEAL-O-RING						
	15	1	106-1565	1	PLUG						

B- USE AS REQUIRED
 C- CHANGE FROM PREVIOUS TYPE
 M- METRIC PART

BASIC ENGINE

189-9374 HOUSING GP-FLYWHEEL (contd.)

i02512570



GRAPHIC #1

<END>

g01007773

BASIC ENGINE

197-5994 HOUSING GP-FLYWHEEL

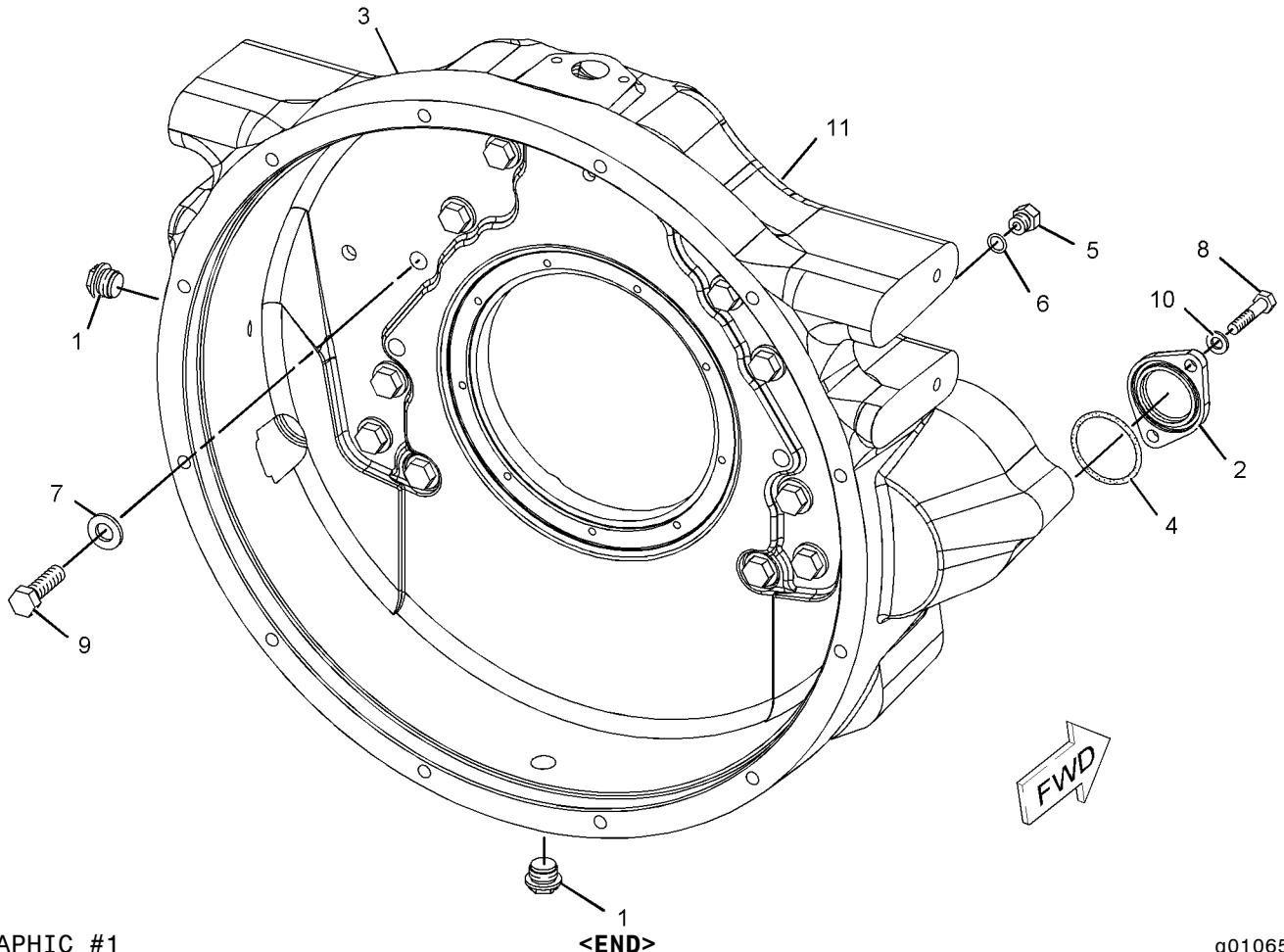
FOR USE WITH 123-0466—PAGE 40
AN ATTACHMENT

SMCS-1157

i02067062

NOTE	REF NO	GRAPHIC REF	PART NUMBER	QTY	PART NAME						SEE PAGE
					1	2	3	4	5	6 (PRODUCT LEVEL)	
	1	1	1P-1669	2	PLUG-SEAL (FLYWHEEL HOUSING DRAIN)						
	2	1	7C-1445	2	COVER						
	3	1	192-2136	1	HOUSING						
	4	1	061-9455	2	SEAL-O-RING						
	5	1	3K-8460	2	PLUG						
	6	1	5P-7814	2	SEAL-O-RING						
	7	1	5P-8245	14	WASHER-HARD (13.5X25.5X3-MM THK)						
M	8	1	6V-5219	4	BOLT (M8X1.25X40-MM)						
M	9	1	6V-8197	14	BOLT (M12X1.75X40-MM)						
	10	1	9M-1974	4	WASHER-HARD (8.8X16X2-MM THK)						
B	11	1	1U-8846		SEALANT-GASKET						

B-USE AS REQUIRED
M-METRIC PART



GRAPHIC #1

<END>

g01065638

BASIC ENGINE

209-0758 HOUSING GP-FRONT

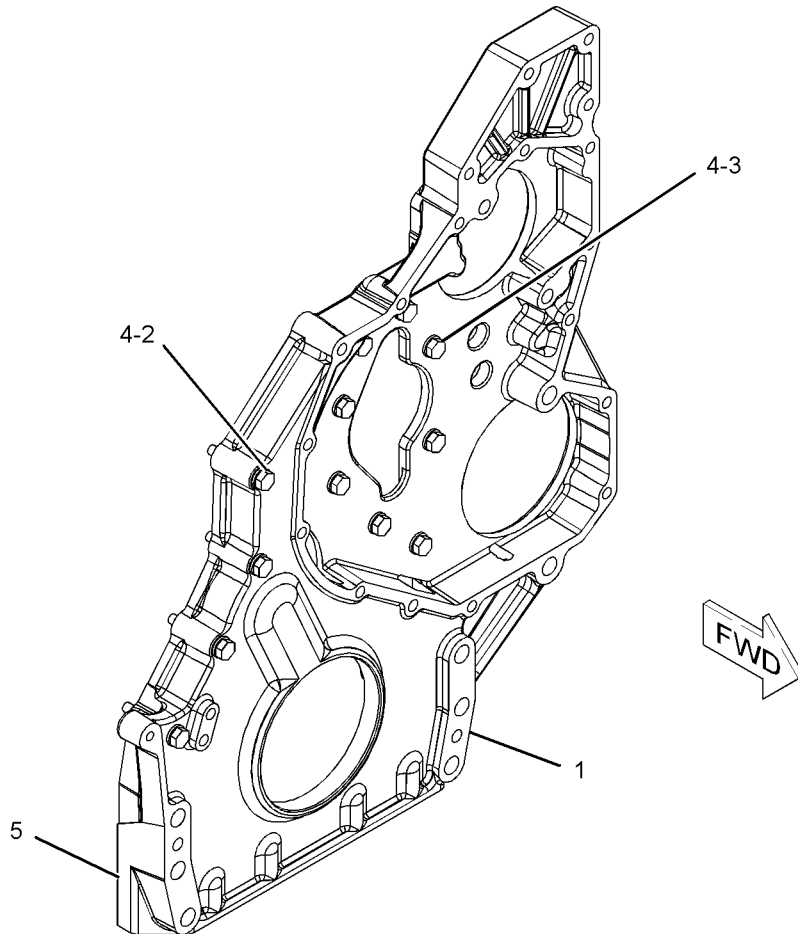
S/N: C9A1-425

SMCS-1151, 1162, 1206

i02280886

NOTE	REF NO	GRAPHIC REF	PART NUMBER	QTY	PART NAME						SEE PAGE
					1	2	3	4	5	6 (PRODUCT LEVEL)	
	1	1	245-3261	1	HOUSING-FRONT						
M	2	1	6V-3918	4	BOLT (M8X1.25X50-MM)						
M	3	1	6V-5217	8	BOLT (M8X1.25X20-MM)						
	4	1	9M-1974	12	WASHER-HARD (8.8X16X2-MM THK)						
B	5	1	1U-8846		SEALANT-GASKET						

B-USE AS REQUIRED
M-METRIC PART



GRAPHIC #1

<END>

g01141811

BASIC ENGINE

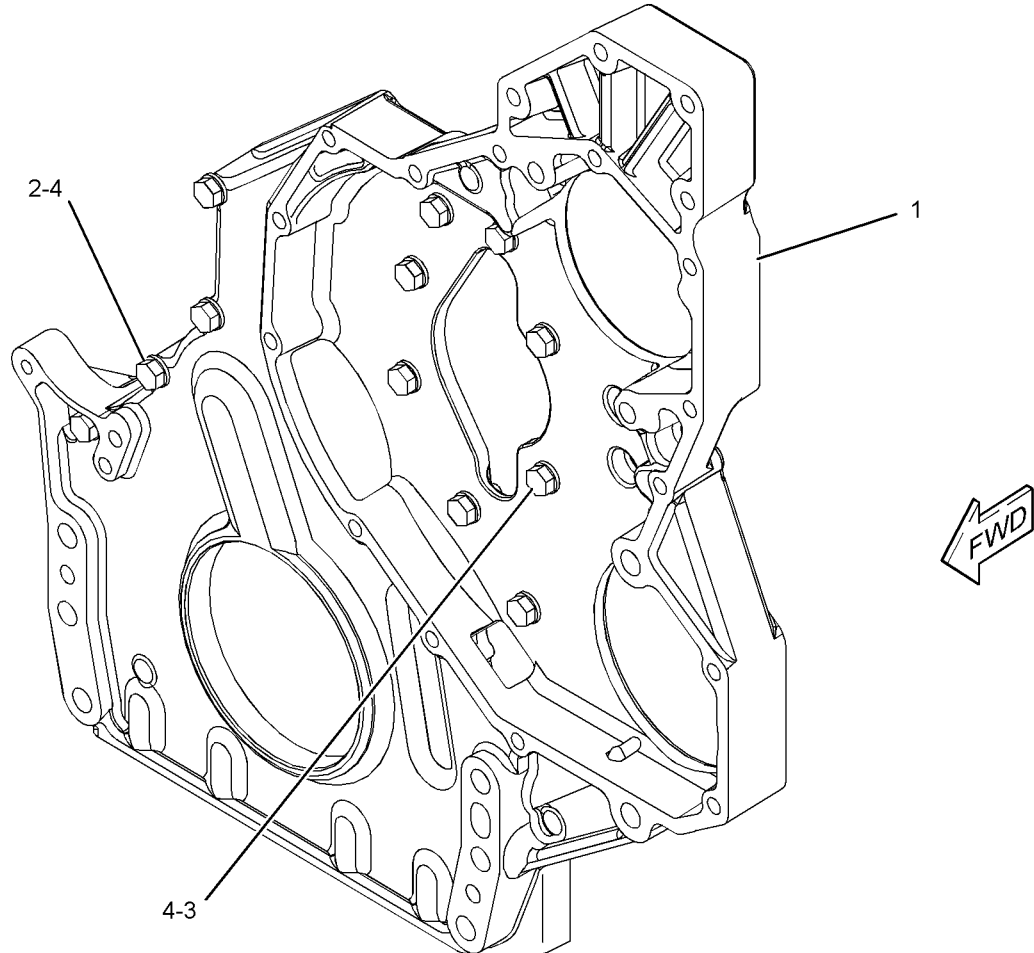
270-7524 HOUSING GP-FRONT

S/N: C9A426-UP

SMCS-1151, 1162, 1206

i02378124

NOTE	REF NO	GRAPHIC REF	PART NUMBER	QTY	PART NAME						SEE PAGE
					1	2	3	4	5	6 (PRODUCT LEVEL)	
	1	1	236-2215	1	HOUSING-FRONT						
M	2	1	6V-3918	4	BOLT (M8X1.25X50-MM)						
M	3	1	6V-5217	8	BOLT (M8X1.25X20-MM)						
	4	1	9M-1974	12	WASHER-HARD (8.8X16X2-MM THK)						
B			1U-8846		SEALANT-GASKET						
B-USE AS REQUIRED											
M-METRIC PART											



GRAPHIC #1

<END>

g01194532

BASIC ENGINE

267-7503 IDLER GP

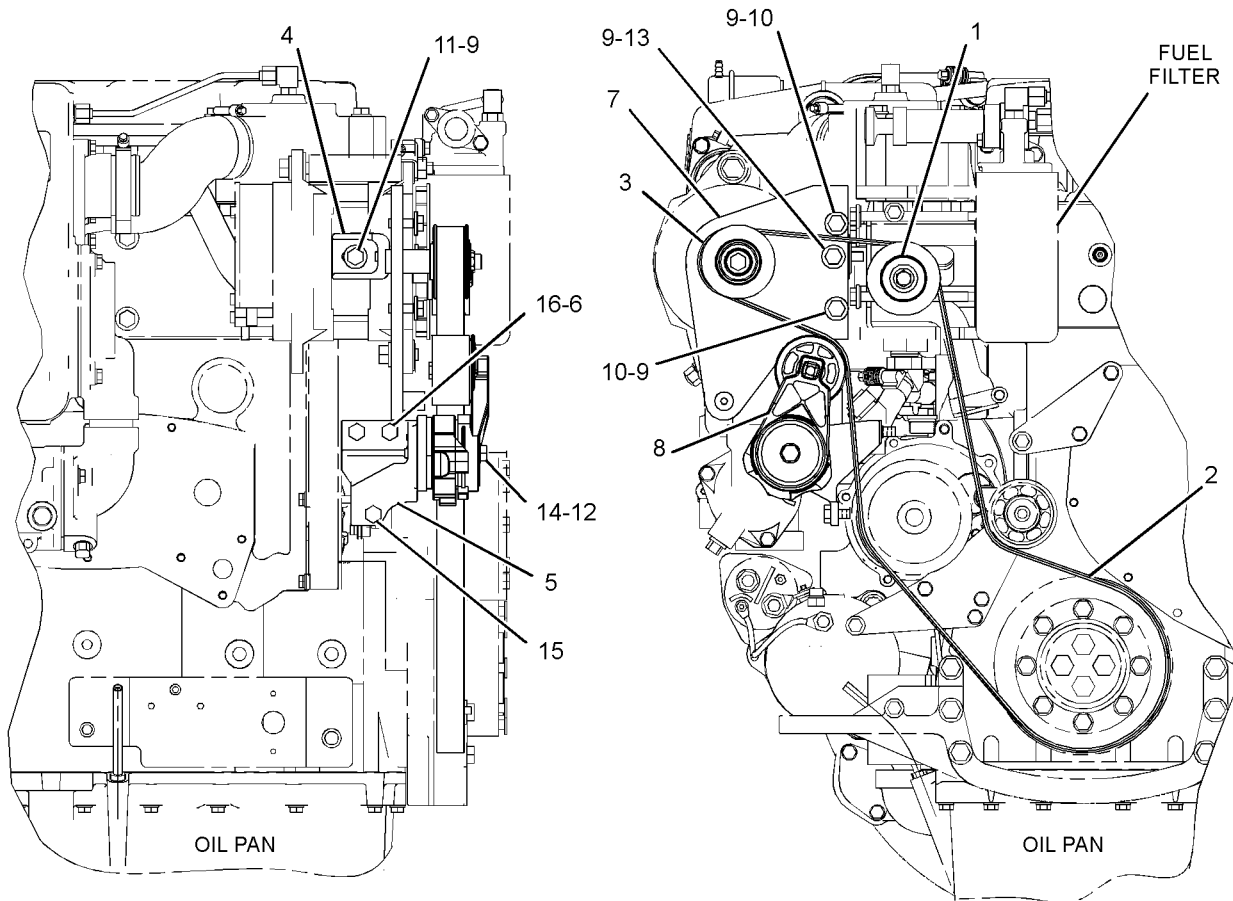
**CANNOT BE USED WITH CHARGING ALTERNATOR
AN ATTACHMENT**

SMCS-1206

i02585799

NOTE	REF NO	GRAPHIC REF	PART NUMBER	QTY	PART NAME	1 2 3 4 5 6 (PRODUCT LEVEL)						SEE PAGE
	1	1	173-1498	1	PULLEY AS-IDLER (8-GROOVE)							
M		1	151-2900	1	BOLT (M10X1.5X54.25-MM)							
		1	166-6358	1	COVER-DUST							
	2	1	192-2169	1	BELT-SERPENTINE							
	3	1	197-9642	1	PULLEY AS-IDLER (8-GROOVE)							
	4	1	206-9790	1	BRACKET							
	5	1	206-9791	1	BRACKET-MOUNTING							
	6	1	211-2101	2	SLEEVE							
	7	1	267-7502	1	PLATE AS							
	8	1	201-6699	1	BELT TENSIONER							
	9	1	3E-4353	4	WASHER-HARD (11X25X3-MM THK)							
M	10	1	6V-1820	2	BOLT (M10X1.5X30-MM)							
M	11	1	6V-4248	1	BOLT (M10X1.5X25-MM)							
	12	1	6V-5839	1	WASHER (11X21X2.5-MM THK)							
M	13	1	6V-5843	1	BOLT (M10X1.5X45-MM)							
M	14	1	8T-0643	1	BOLT (M10X1.5X80-MM)							
M	15	1	8T-4137	1	BOLT (M10X1.5X20-MM)							
M	16	1	8T-4195	2	BOLT (M10X1.5X30-MM)							

M-METRIC PART



RIGHT SIDE VIEW

FRONT VIEW

GRAPHIC #1

<END>

g01259649

BASIC ENGINE

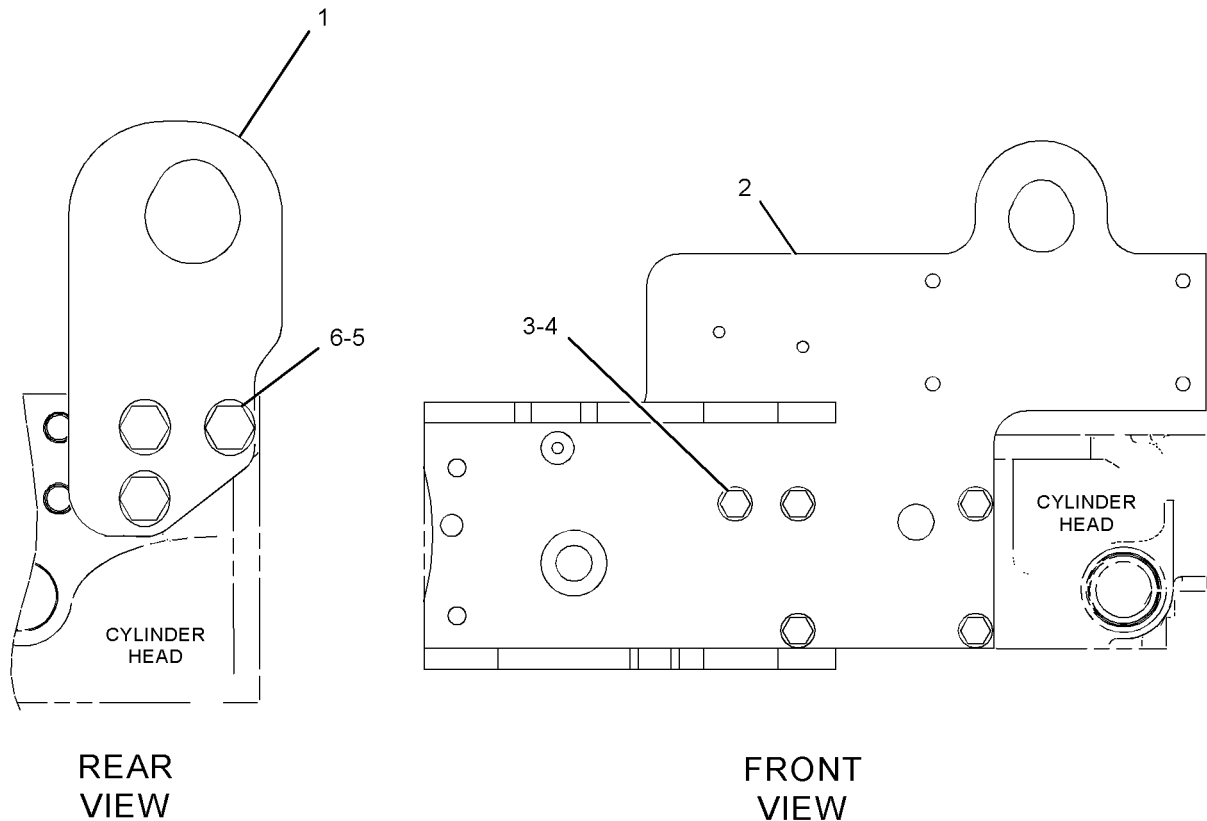
197-6017 LIFTING GP-ENGINE

SMCS-1122

i02196782

NOTE	REF NO	GRAPHIC REF	PART NUMBER	QTY	PART NAME						SEE PAGE
					1	2	3	4	5	6 (PRODUCT LEVEL)	
	1	1	192-2161	1	PLATE-LIFT EYE						
	2	1	192-2163	1	PLATE AS						
	3	1	8T-4121	5	WASHER-HARD (11X21X2.5-MM THK)						
M	4	1	8T-4195	5	BOLT (M10X1.5X30-MM)						
	5	1	7X-3392	3	WASHER-HARD (13.5X22.5X3-MM THK)						
M	6	1	8T-4956	3	BOLT (M12X1.75X35-MM)						

M-METRIC PART



GRAPHIC #1

<END>

g01109574

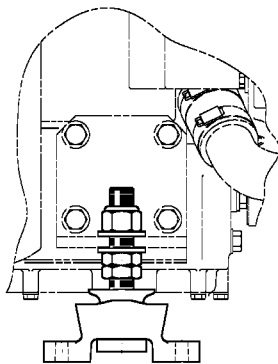
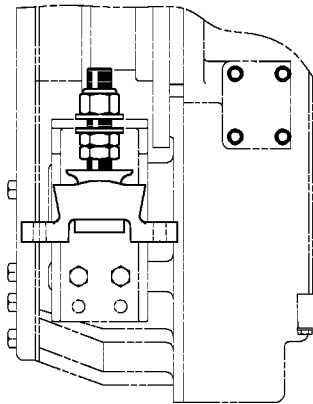
BASIC ENGINE

197-6018 MOUNTING GP-ENGINE FLEXIBLE AN ATTACHMENT

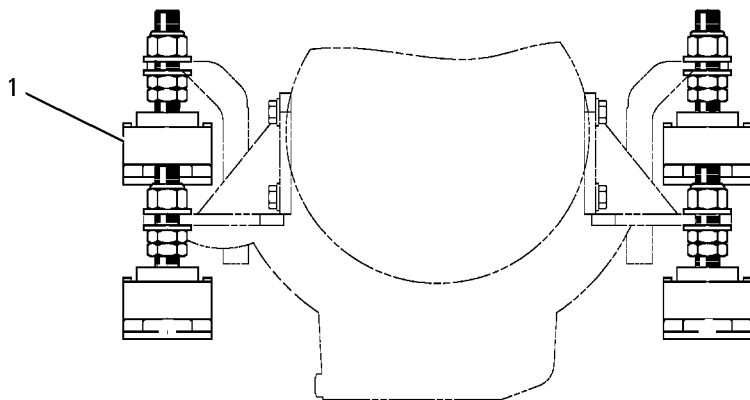
SMCS-1152

i01986934

NOTE	REF NO	GRAPHIC REF	PART NUMBER	QTY	PART NAME						SEE PAGE
					1	2	3	4	5	6 (PRODUCT LEVEL)	
	1	1	197-5452	4	MOUNT-ENGINE						



RIGHT SIDE VIEW



FRONT VIEW

GRAPHIC #1

<END>

g00948233

BASIC ENGINE

173-1815 PAN GP-OIL-RH - ENGINE

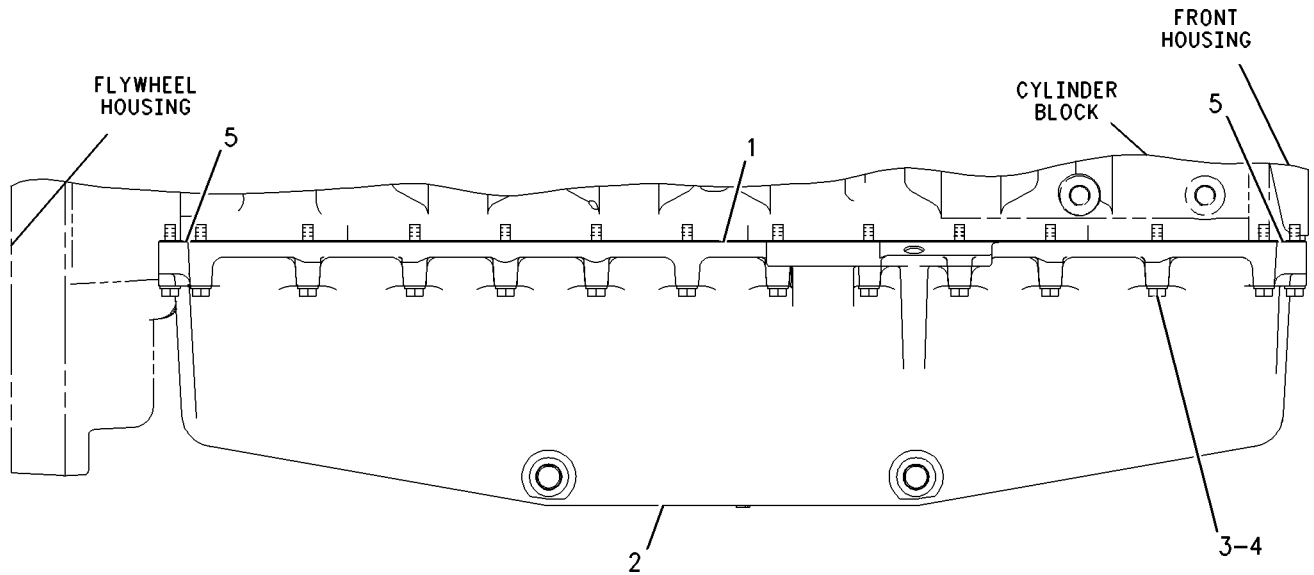
CANNOT BE USED WITH 197-5995-PAGE 52
AN ATTACHMENT

SMCS-1302

i01986810

NOTE	REF NO	GRAPHIC REF	PART NUMBER	QTY	PART NAME						SEE PAGE
					1	2	3	4	5	6 (PRODUCT LEVEL)	
	1	1	190-6114	1	GASKET-OIL PAN						
	2	1	192-2824	1	PAN-OIL						
M	3	1	6V-3918	32	BOLT (M8X1.25X50-MM)						
	4	1	9M-1974	32	WASHER-HARD (8.8X16X2-MM THK)						
B	5	1	4C-9612		SEALANT-SILICONE						

B-USE AS REQUIRED
M-METRIC PART



RIGHT SIDE VIEW

GRAPHIC #1

<END>

g00946191

BASIC ENGINE

197-5995 PAN GP-OIL-LH - ENGINE

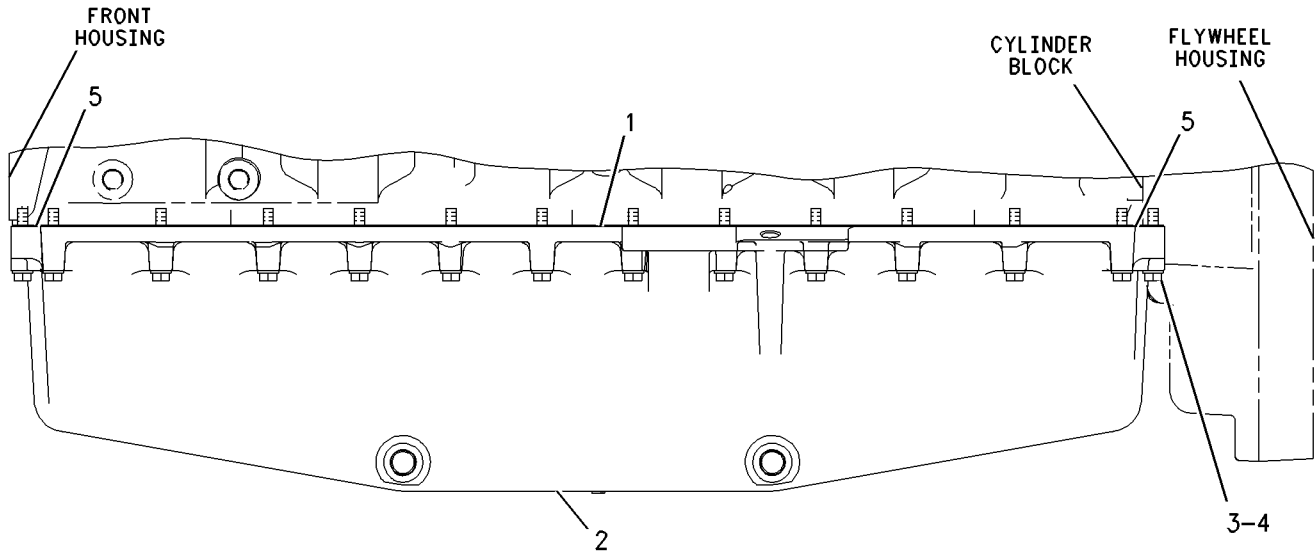
FOR USE WITH LH ENGINE OIL FILL, 199-6913-PAGE 73. CANNOT BE USED WITH
173-1815-PAGE 51
AN ATTACHMENT

SMCS-1302

i01972539

NOTE	REF NO	GRAPHIC REF	PART NUMBER	QTY	PART NAME						SEE PAGE
					1	2	3	4	5	6 (PRODUCT LEVEL)	
	1	1	190-6114	1	GASKET-OIL PAN						
	2	1	192-2824	1	PAN-OIL						
M	3	1	6V-3918	32	BOLT (M8X1.25X50-MM)						
	4	1	9M-1974	32	WASHER-HARD (8.8X16X2-MM THK)						
B	5	1	4C-9612		SEALANT-SILICONE						

B-USE AS REQUIRED
M-METRIC PART



LEFT SIDE VIEW

GRAPHIC #1

<END>

g00946199

BASIC ENGINE

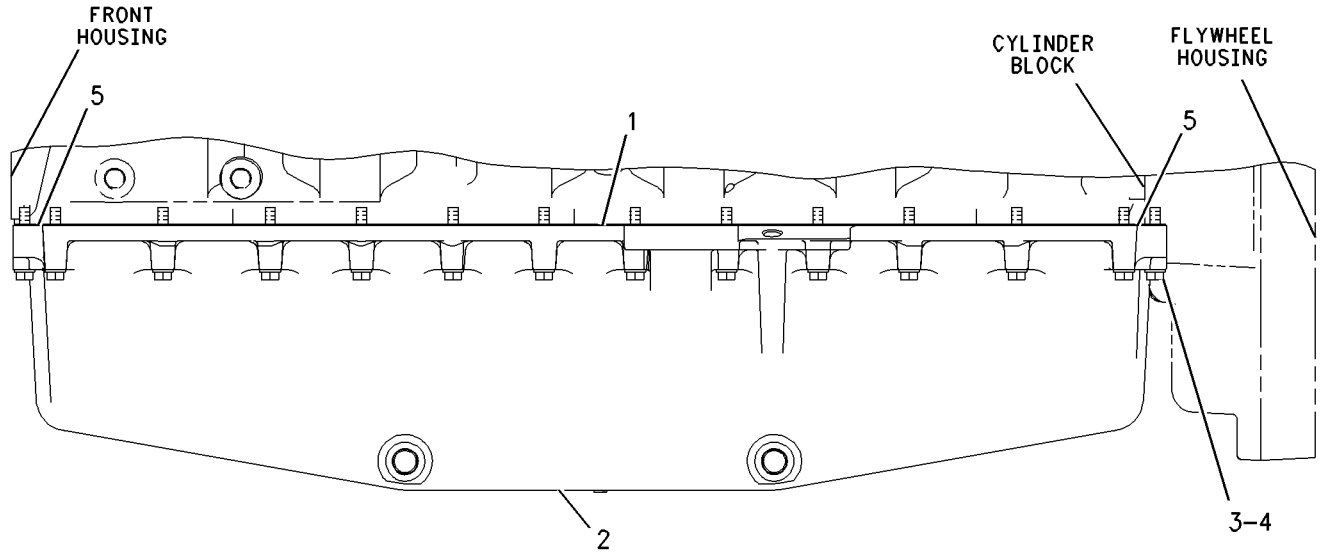
248-6548 PAN GP-OIL-LH - ENGINE FOR USE WITH MARINE AUXILIARY GENSET AN ATTACHMENT

SMCS-1302

i02111855

NOTE	REF NO	GRAPHIC REF	PART NUMBER	QTY	PART NAME						SEE PAGE
					1	2	3	4	5	6 (PRODUCT LEVEL)	
	1	1	190-6114	1	GASKET-OIL PAN						
	2	1	248-6547	1	PAN-OIL						
M	3	1	6V-3918	32	BOLT (M8X1.25X50-MM)						
	4	1	9M-1974	32	WASHER-HARD (8.8X16X2-MM THK)						
B	5	1	4C-9612		SEALANT-SILICONE						

B-USE AS REQUIRED
M-METRIC PART



LEFT SIDE VIEW

GRAPHIC #1

<END>

g00946199

BASIC ENGINE

197-9385 PISTON & ROD GP

17:1 RATIO

PART OF 226-9993 PISTON & ROD GP

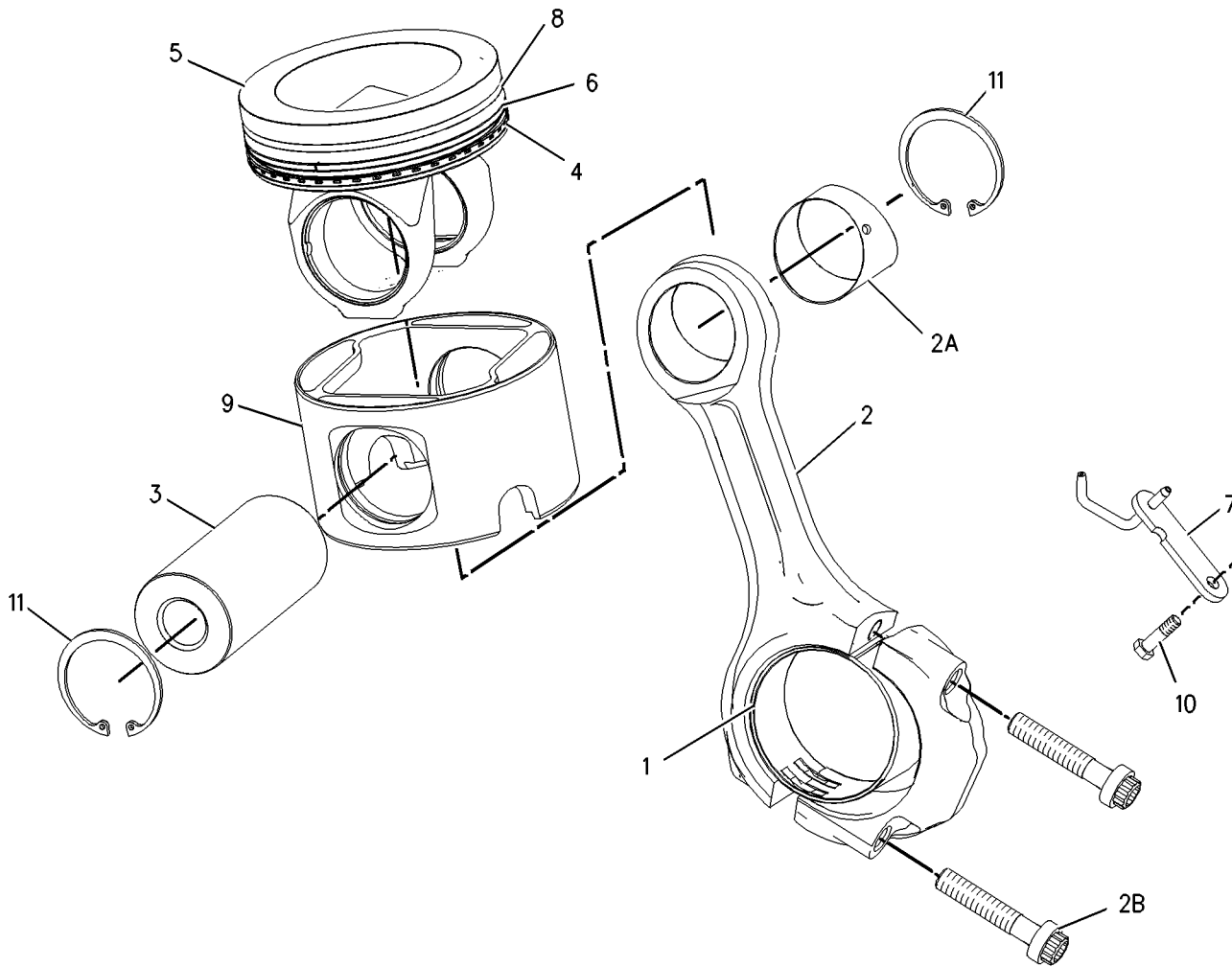
SMCS-1225

i03447864

NOTE	REF NO	GRAPHIC REF	PART NUMBER	QTY	PART NAME						SEE PAGE
					1	2	3	4	5	6 (PRODUCT LEVEL)	
	1	1	213-3190	1	BEARING						
R	2	1	160-8199	1	ROD AS						
	2A	1	160-8194	1	BEARING						
M	2B	1	160-8197	2	BOLT						
	3	1	166-3648	1	PIN-PISTON						
	4	1	168-7211	1	RING-PISTON (OIL CONTROL)						
R	5	1	197-9345	1	CROWN AS-PISTON						
	6	1	161-3424	1	RING-PISTON (INTERMEDIATE)						
	7	1	197-9367	1	TUBE AS (PISTON COOLING JET)						
	8	1	197-9392	1	RING-PISTON (TOP)						
	9	1	324-7380	1	SKIRT-PISTON						
M	10	1	6V-3940	1	BOLT (M8X1.25X25-MM)						
	11	1	7X-2908	2	RING-RETAINING						

M-METRIC PART

R-REMFG PART MAY BE AVAILABLE



GRAPHIC #1

<END>

g00922644

BASIC ENGINE

226-9993 PISTON & ROD GP 17:1 RATIO

SMCS - 1225

i01972288

NOTE	PART NUMBER	QTY	PART NAME						SEE PAGE
			1	2	3	4	5	6 (PRODUCT LEVEL)	
Y	197-9385	6	PISTON & ROD GP						54
Y-SEPARATE ILLUSTRATION									

<END>

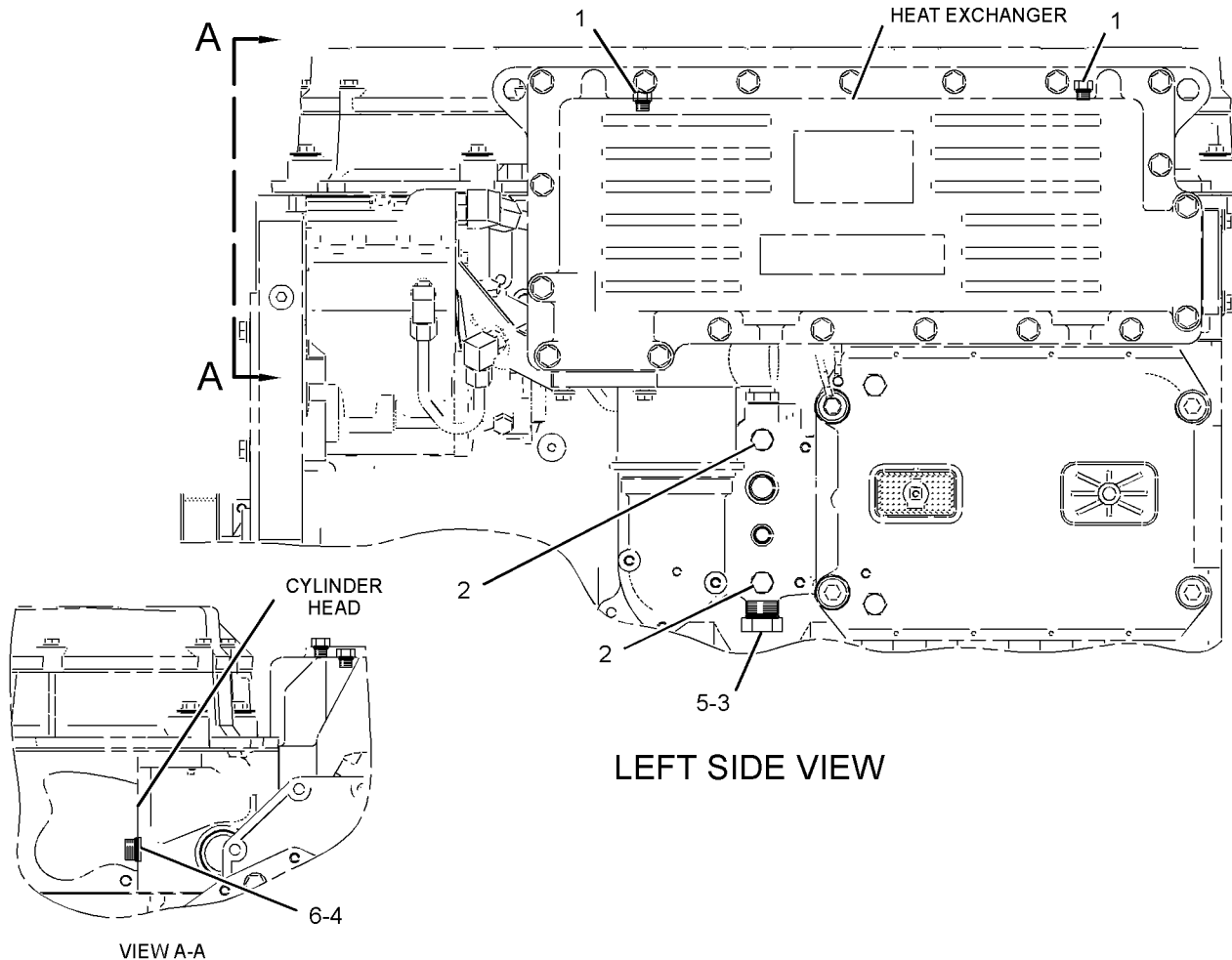
BASIC ENGINE

174-2050 PLUG GP-ENGINE

SMCS-1100

i02820524

NOTE	REF NO	GRAPHIC REF	PART NUMBER	QTY	PART NAME						SEE PAGE
					1	2	3	4	5	6 (PRODUCT LEVEL)	
	1	1	309-5130	2	PLUG AS						
					(EACH INCLUDES)						
	1A	1	214-7566	1	SEAL-O-RING						
		1	9S-4182	1	PLUG-O-RING						
	2	1	148-8407	2	PLUG AS						
					(EACH INCLUDES)						
	2A	1	3J-1907	1	SEAL-O-RING						
		1	9S-4191	1	PLUG-O-RING						
	3	1	6V-5050	1	SEAL-O-RING						
	4	1	8L-2786	1	SEAL-O-RING						
	5	1	9S-4183	1	PLUG-O-RING						
	6	1	9S-8005	1	PLUG-O-RING						



GRAPHIC #1

<END>

g01407570

BASIC ENGINE

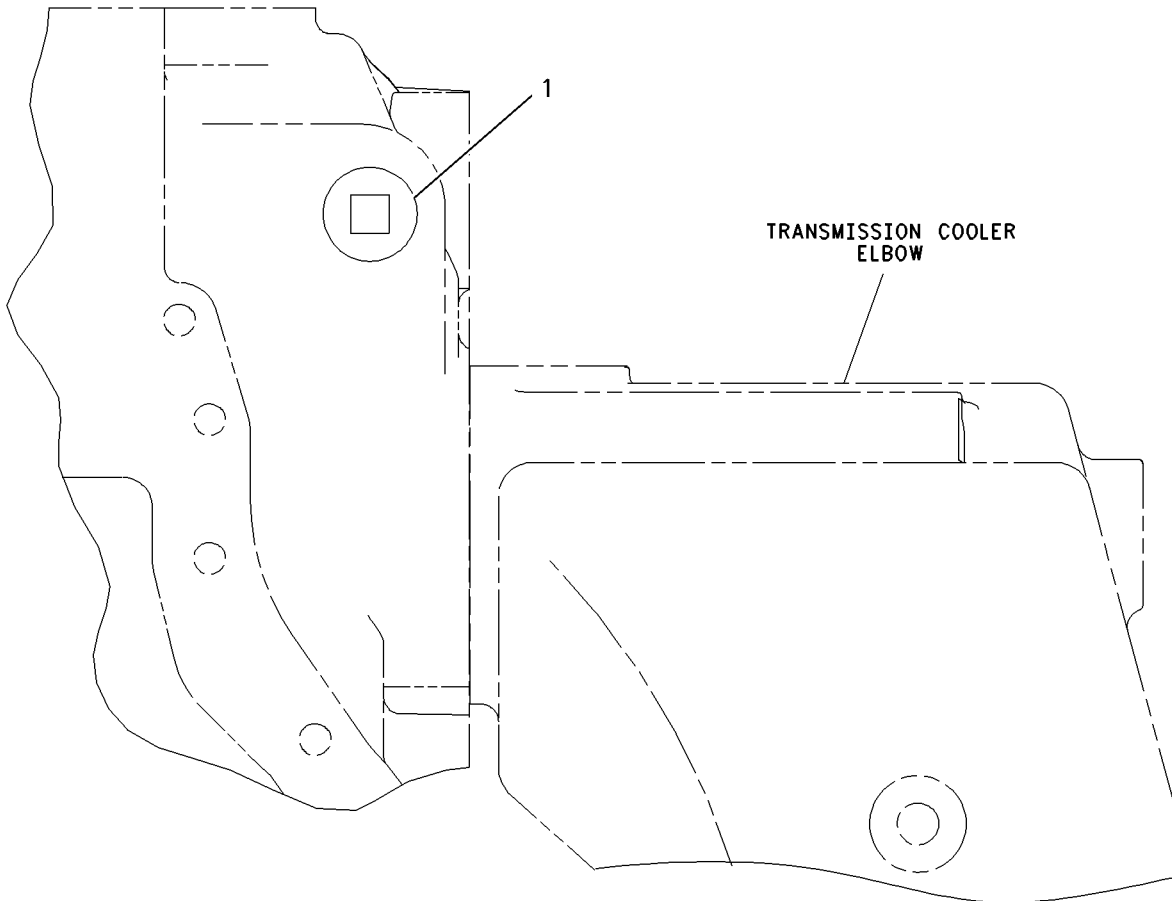
228-0784 PLUG GP-ENGINE

FOR USE WITH TRANSMISSION OIL COOLER
AN ATTACHMENT

SMCS-1100

i02509027

NOTE	REF NO	GRAPHIC REF	PART NUMBER	QTY	PART NAME						SEE PAGE
					1	2	3	4	5	6 (PRODUCT LEVEL)	
	1	1	8T-6761	1	PLUG-PIPE						



REAR VIEW

GRAPHIC #1

<END>

g00985699

BASIC ENGINE

166-4827 PULLEY GP-CRANKSHAFT

3 GROOVE

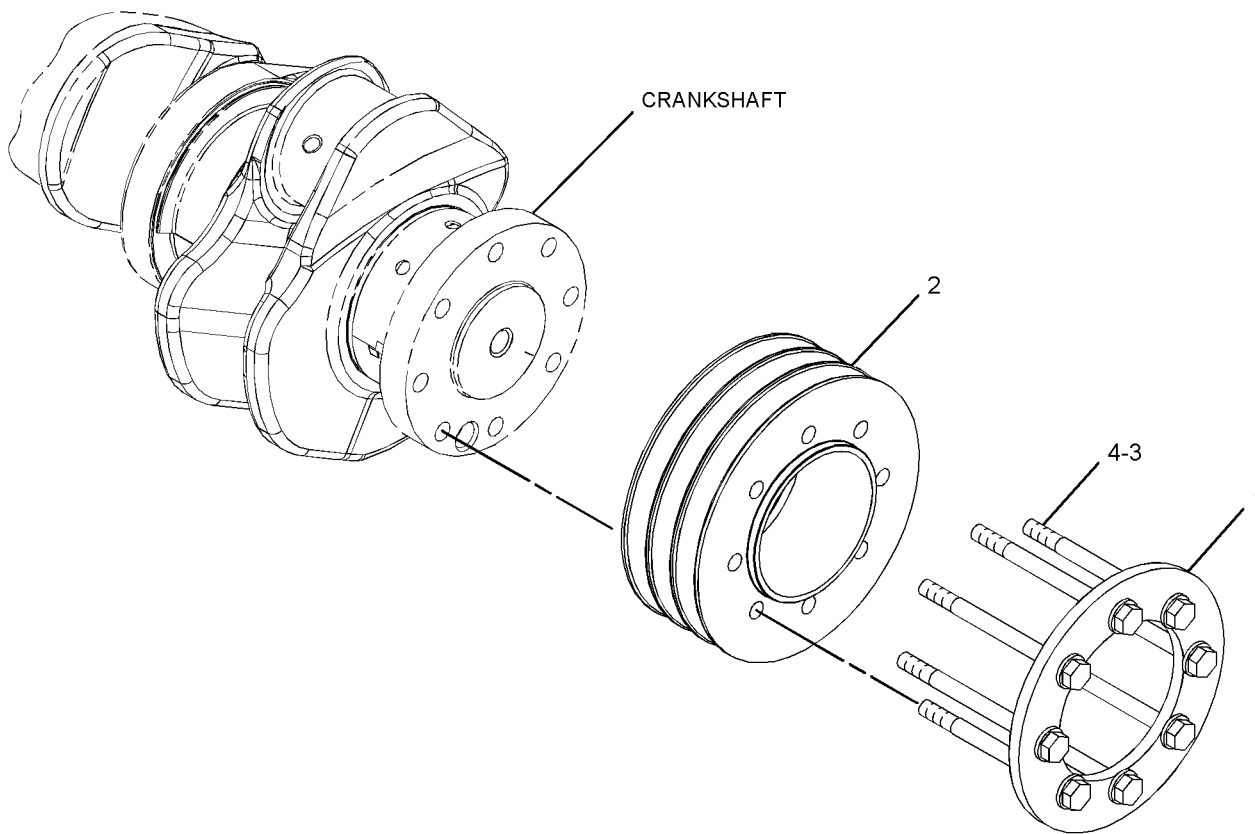
CANNOT BE USED WITH 222-2771-PAGE 67
AN ATTACHMENT

SMCS-1205

i02856673

NOTE	REF NO	GRAPHIC REF	PART NUMBER	QTY	PART NAME						SEE PAGE
					1	2	3	4	5	6 (PRODUCT LEVEL)	
	1	1	228-3621	1	SPACER (101.5X167X8-MM THK)						
	2	1	291-6237	1	PULLEY						
	3	1	6V-5839	8	WASHER (11X21X2.5-MM THK)						
M	4	1	8T-5030	8	BOLT (M10X1.5X120-MM)						

M-METRIC PART



GRAPHIC #1

<END>

g01437259

BASIC ENGINE

245-4464 PULLEY GP-CRANKSHAFT

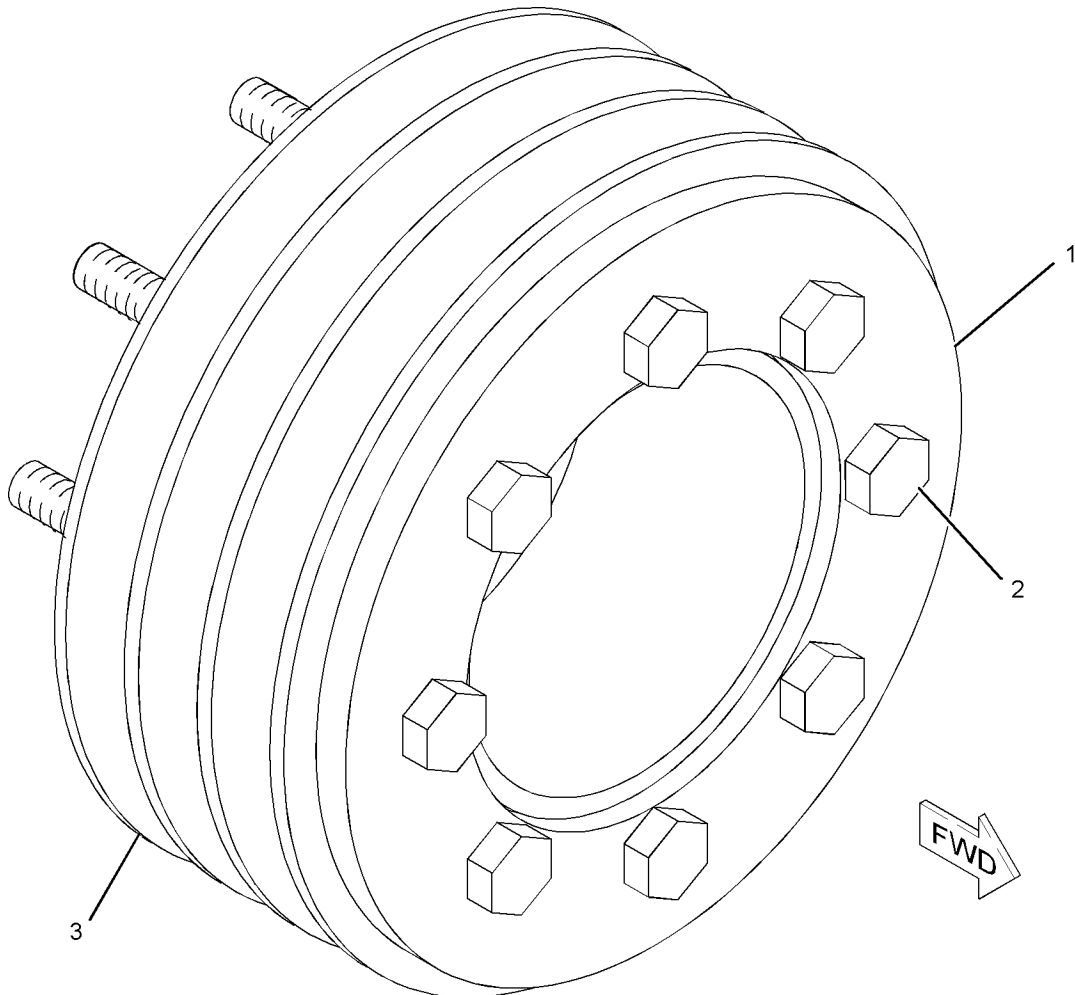
CANNOT BE USED WITH 222-2771-PAGE 67, 197-5998-PAGE 224
AN ATTACHMENT

SMCS-1205

i02686302

NOTE	REF NO	GRAPHIC REF	PART NUMBER	QTY	PART NAME						SEE PAGE
					1	2	3	4	5	6 (PRODUCT LEVEL)	
	1	1	228-3621	1	SPACER (101.5X167X8-MM THK)						
M	2	1	8T-0355	8	BOLT (M10X1.5X110-MM)						
	3	1	291-6237	1	PULLEY						

M-METRIC PART



GRAPHIC #1

<END>

g01038491

BASIC ENGINE

206-4583 PULLEY GP-IDLER

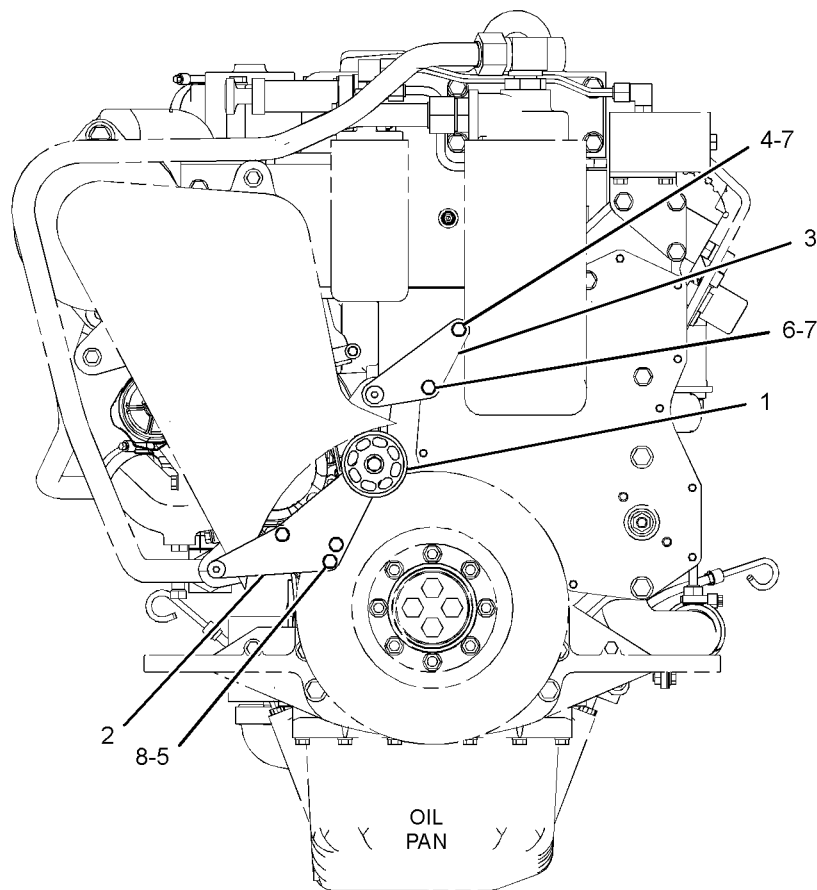
CANNOT BE USED WITH 207-4851-PAGE 61, 206-4729-PAGE 39
AN ATTACHMENT

SMCS-1358

i03480890

NOTE	REF NO	GRAPHIC REF	PART NUMBER	QTY	PART NAME						SEE PAGE
					1	2	3	4	5	6 (PRODUCT LEVEL)	
	1	1	133-7023	1	PULLEY AS-IDLER						
		1	151-2898	1	SPACER (10.4X38.1X20-MM THK)						
M		1	151-2900	1	BOLT (M10X1.5X54.25-MM)						
		1	166-6358	1	COVER-DUST						
	2	1	206-4579	1	BRACKET-IDLER						
	3	1	206-4581	1	BRACKET AS						
M	4	1	5P-8347	1	BOLT (M8X1.25X70-MM)						
M	5	1	7X-2537	3	BOLT (M8X1.25X35-MM)						
M	6	1	6V-5219	1	BOLT (M8X1.25X40-MM)						
	7	1	9M-1974	2	WASHER-HARD (8.8X16X2-MM THK)						
	8	1	8T-4224	3	WASHER-HARD (8.8X16X2-MM THK)						

M-METRIC PART



FRONT VIEW OF ENGINE

GRAPHIC #1

<END>

g01826353

BASIC ENGINE

207-4851 PULLEY GP-IDLER

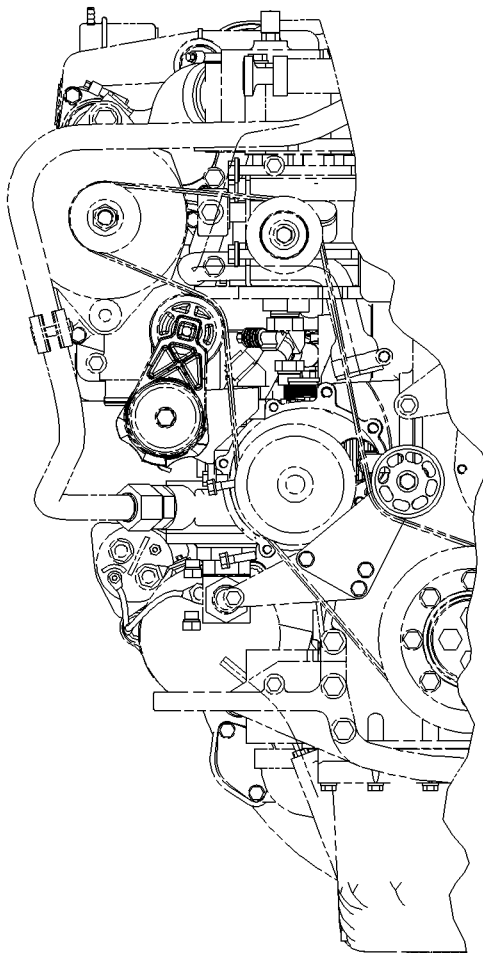
CANNOT BE USED WITH 206-4583-PAGE 60
AN ATTACHMENT

SMCS-1358

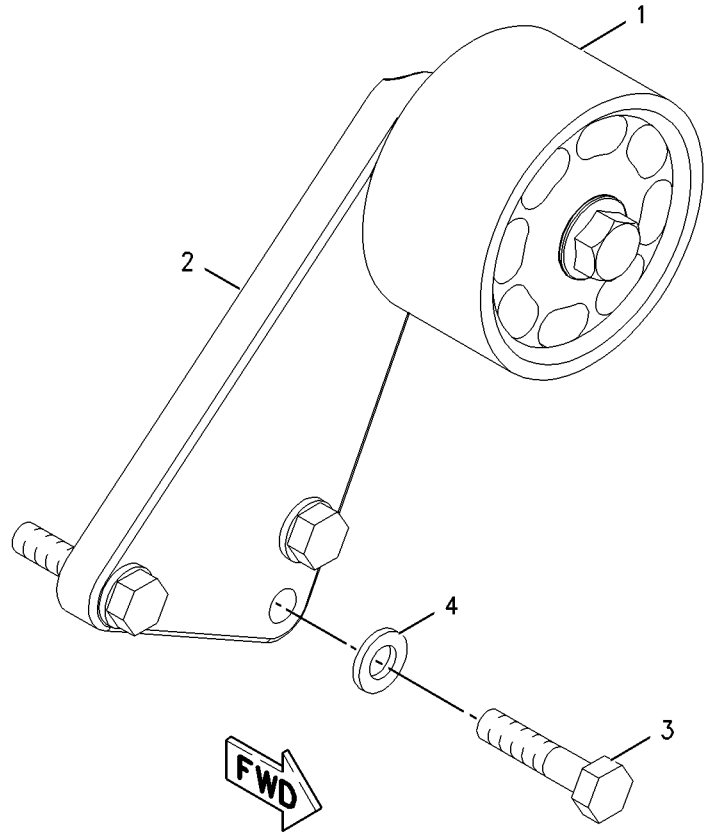
i01987422

NOTE	REF NO	GRAPHIC REF	PART NUMBER	QTY	PART NAME						SEE PAGE
					1	2	3	4	5	6 (PRODUCT LEVEL)	
	1	1	133-7023	1	PULLEY AS-IDLER						
		1	151-2898	1	SPACER (10.4X38.1X20-MM THK)						
M		1	151-2900	1	BOLT (M10X1.5X54.25-MM)						
		1	166-6358	1	COVER-DUST						
	2	1	192-2168	1	BRACKET						
M	3	1	7X-2537	3	BOLT (M8X1.25X35-MM)						
	4	1	8T-4224	3	WASHER-HARD (8.8X16X2-MM THK)						

M-METRIC PART



FRONT VIEW



GRAPHIC #1

<END>

g00948211

BASIC ENGINE

213-9320 ROCKER ARM GP-EXHAUST

PART OF 215-9571 VALVE MECHANISM GP

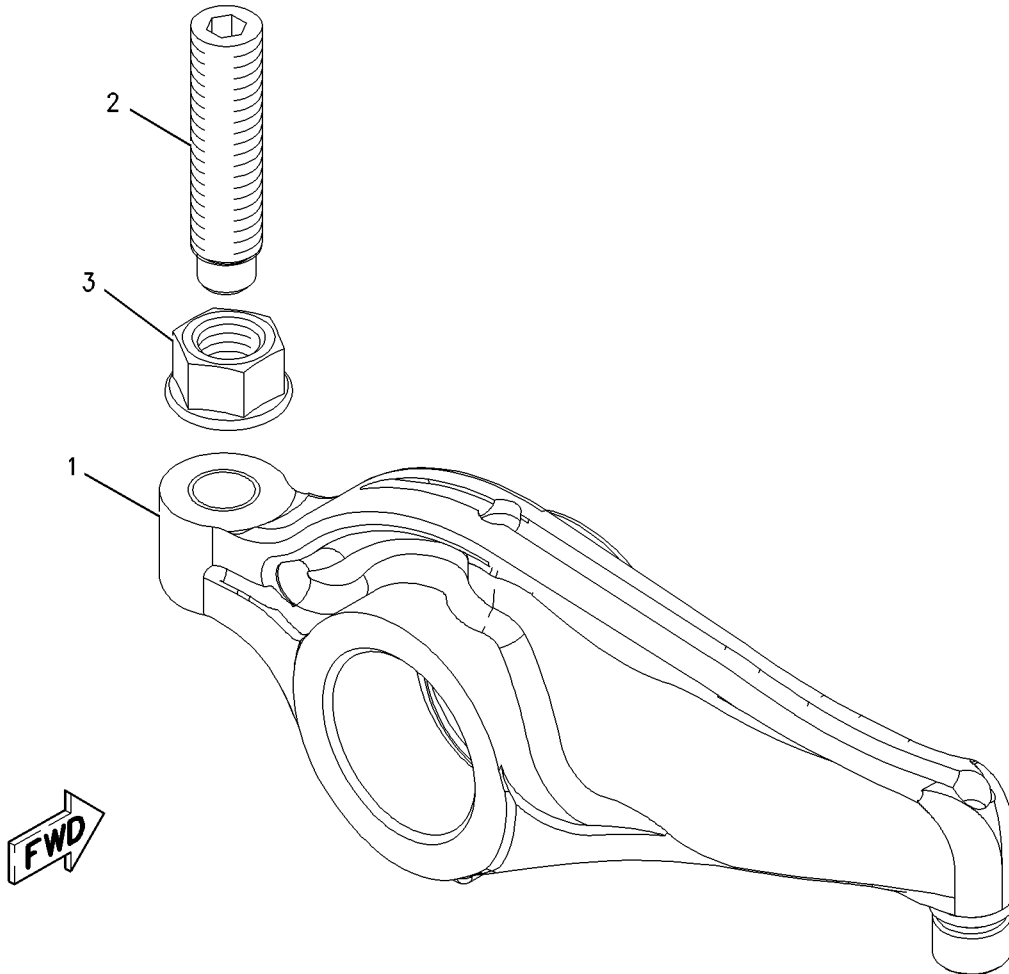
SMCS-1123

i02585216

NOTE	REF NO	GRAPHIC REF	PART NUMBER	QTY	PART NAME						SEE PAGE
					1	2	3	4	5	6 (PRODUCT LEVEL)	
R	1	1	163-2447	1	ROCKER ARM AS						
M	2	1	260-7524	1	SCREW-VALVE ADJUSTMENT (M10X1.5-THD)						
M	3	1	2Y-5829	1	NUT (M10X1.5-THD)						

M-METRIC PART

R-REMFG PART MAY BE AVAILABLE



GRAPHIC #1

<END>

g00848359

BASIC ENGINE

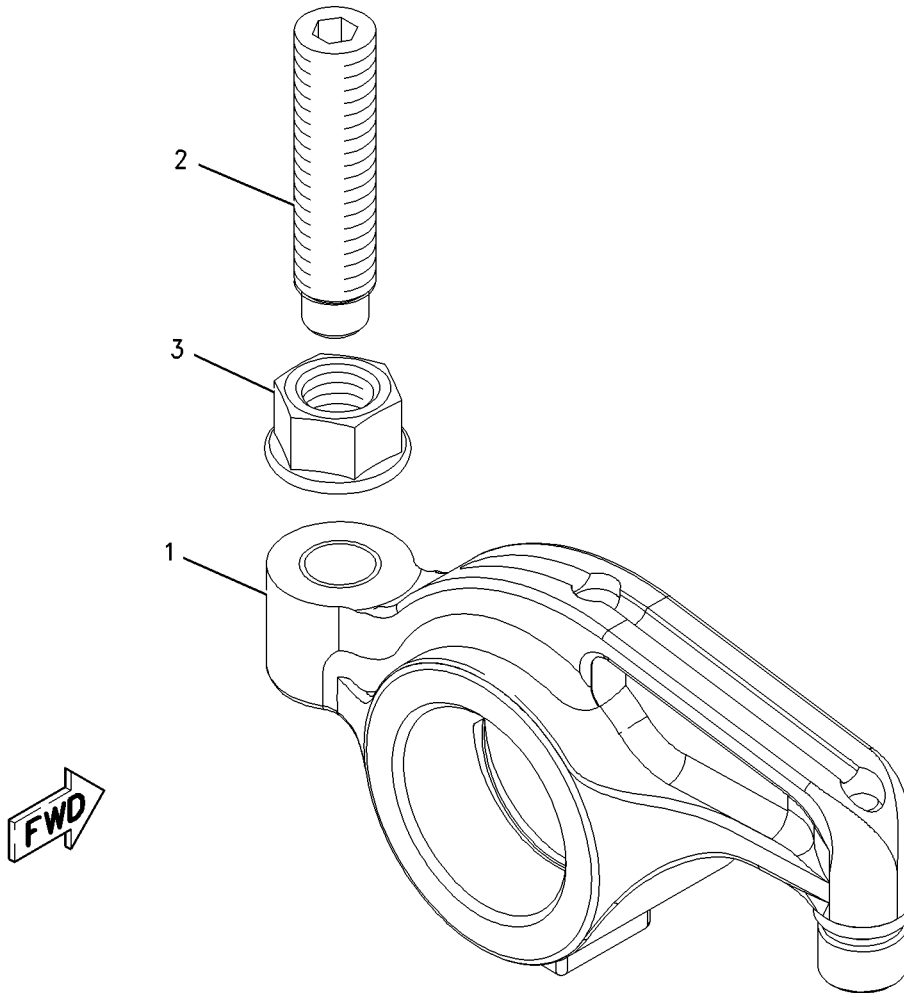
213-9321 ROCKER ARM GP-INLET PART OF 215-9571 VALVE MECHANISM GP

SMCS-1123

i02585237

NOTE	REF NO	GRAPHIC REF	PART NUMBER	QTY	PART NAME						SEE PAGE
					1	2	3	4	5	6 (PRODUCT LEVEL)	
R	1	1	163-2449	1	ROCKER ARM AS (INLET)						
M	2	1	260-7524	1	SCREW-VALVE ADJUSTMENT (M10X1.5-THD)						
M	3	1	2Y-5829	1	NUT (M10X1.5-THD)						

M-METRIC PART
R-REMFG PART MAY BE AVAILABLE



GRAPHIC #1

<END>

g00848319

BASIC ENGINE

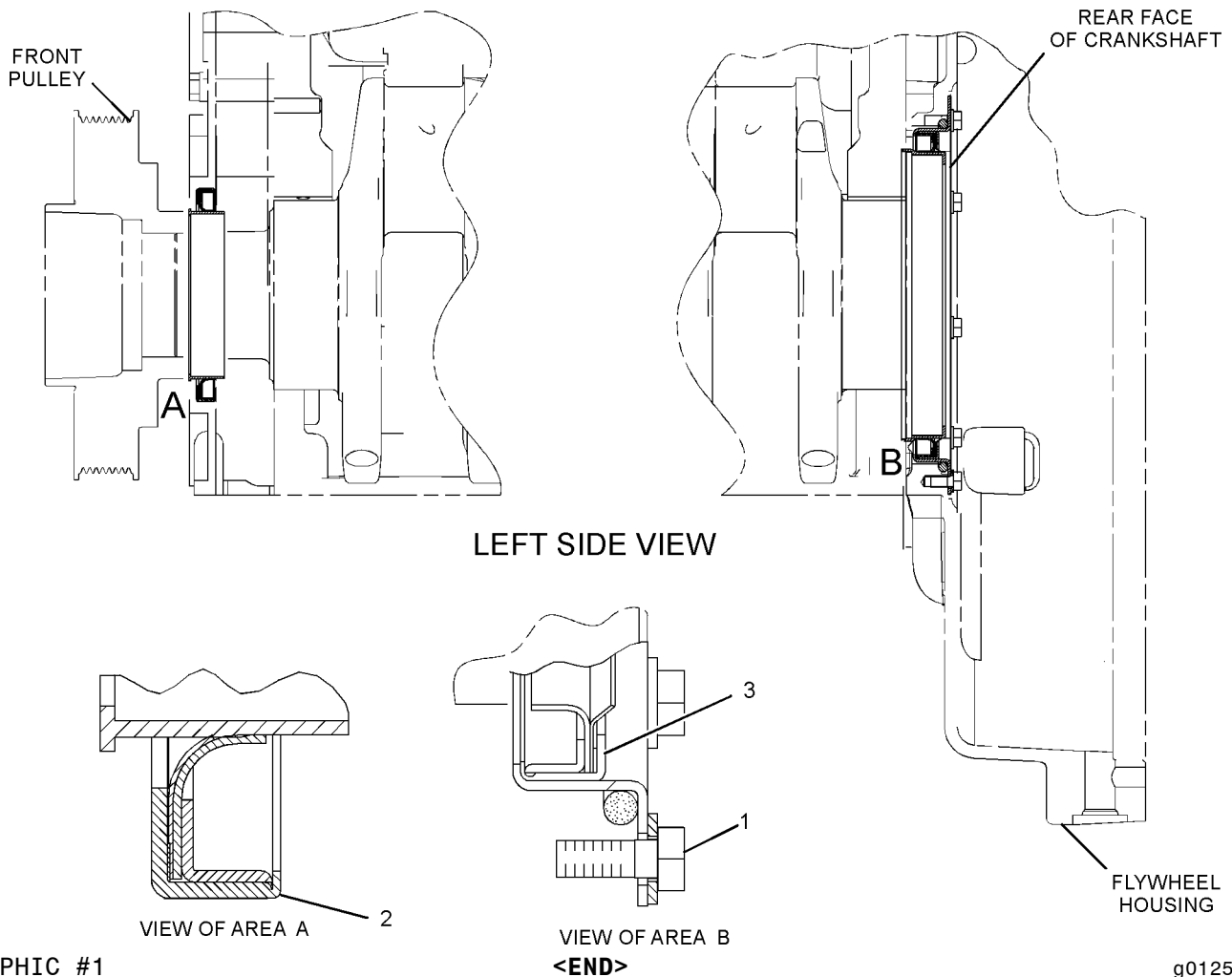
187-6508 SEAL GP-CRANKSHAFT

SMCS-1160, 1161

i02492504

NOTE	REF NO	GRAPHIC REF	PART NUMBER	QTY	PART NAME						SEE PAGE
					1	2	3	4	5	6 (PRODUCT LEVEL)	
M	1	1	206-3719	9	BOLT AS						
	2	1	245-7339	1	SEAL-CRANKSHAFT (FRONT)						
	3	1	285-4073	1	SEAL GP-CRANKSHAFT (REAR)						

M-METRIC PART



GRAPHIC #1

g01250859

BASIC ENGINE

272-6704 SHAFT GP-STUB

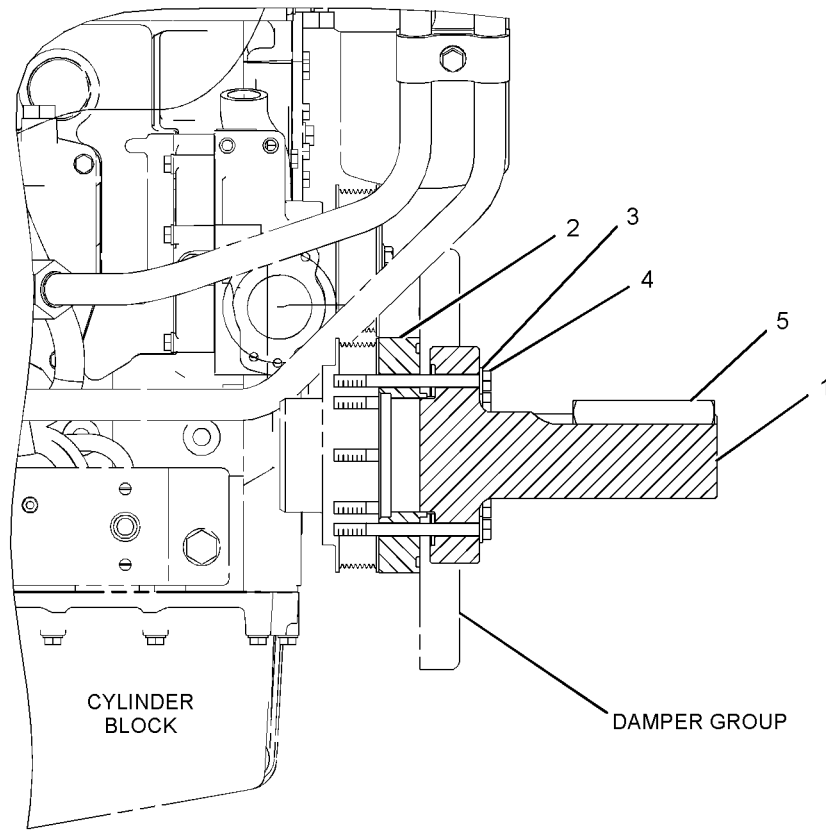
FOR USE WITH 199-6912-PAGE 225. CANNOT BE USED WITH 166-4827-PAGE 58,
222-2771-PAGE 67, 197-5998-PAGE 224, 272-6705-PAGE 66
AN ATTACHMENT

SMCS-1237

i02568091

NOTE	REF NO	GRAPHIC REF	PART NUMBER	QTY	PART NAME						SEE PAGE
					1	2	3	4	5	6 (PRODUCT LEVEL)	
	1	1	272-6703	1	SHAFT-STUB						
	2	1	291-6236	1	SPACER-SPECIAL						
	3	1	6V-5839	8	WASHER (11X21X2.5-MM THK)						
M	4	1	8T-5030	8	BOLT (M10X1.5X120-MM)						
	5	1	9F-2186	1	KEY-WOODRUFF						

M-METRIC PART



RIGHT SIDE VIEW OF ENGINE

GRAPHIC #1

<END>

g01290955

BASIC ENGINE

272-6705 SHAFT GP-STUB

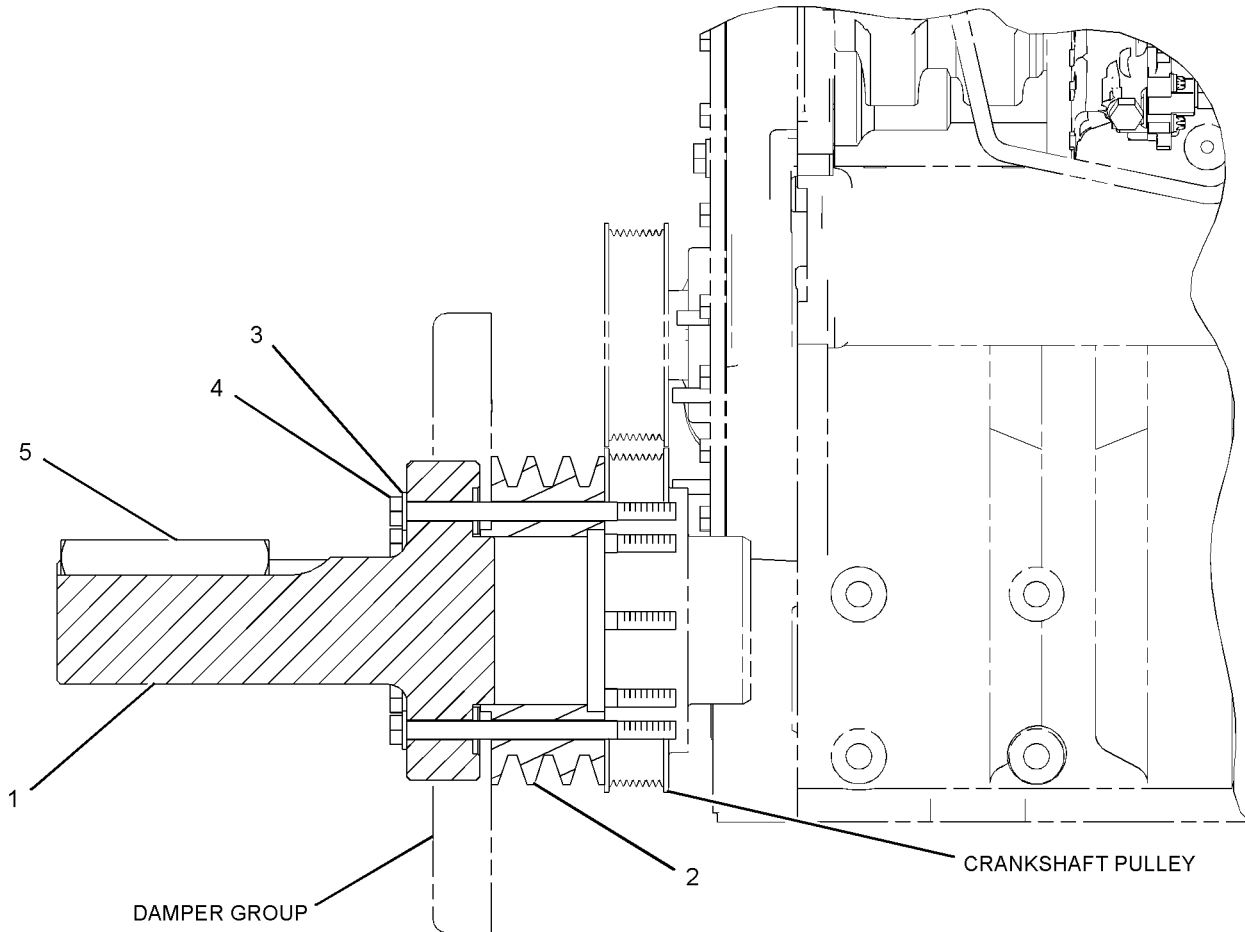
FOR USE WITH 199-6912-PAGE 225. CANNOT BE USED WITH 166-4827-PAGE 58,
222-2771-PAGE 67, 197-5998-PAGE 224, 272-6704-PAGE 65
AN ATTACHMENT

SMCS-1237

i02568092

NOTE	REF NO	GRAPHIC REF	PART NUMBER	QTY	PART NAME						SEE PAGE
					1	2	3	4	5	6 (PRODUCT LEVEL)	
	1	1	272-6703	1	SHAFT-STUB						
	2	1	291-6237	1	PULLEY						
	3	1	6V-5839	8	WASHER (11X21X2.5-MM THK)						
M	4	1	8T-9085	8	BOLT (M10X1.5X150-MM)						
	5	1	9F-2186	1	KEY-WOODRUFF						

M-METRIC PART



GRAPHIC #1

<END>

g01290928

BASIC ENGINE

222-2771 SPACER GP-DAMPER

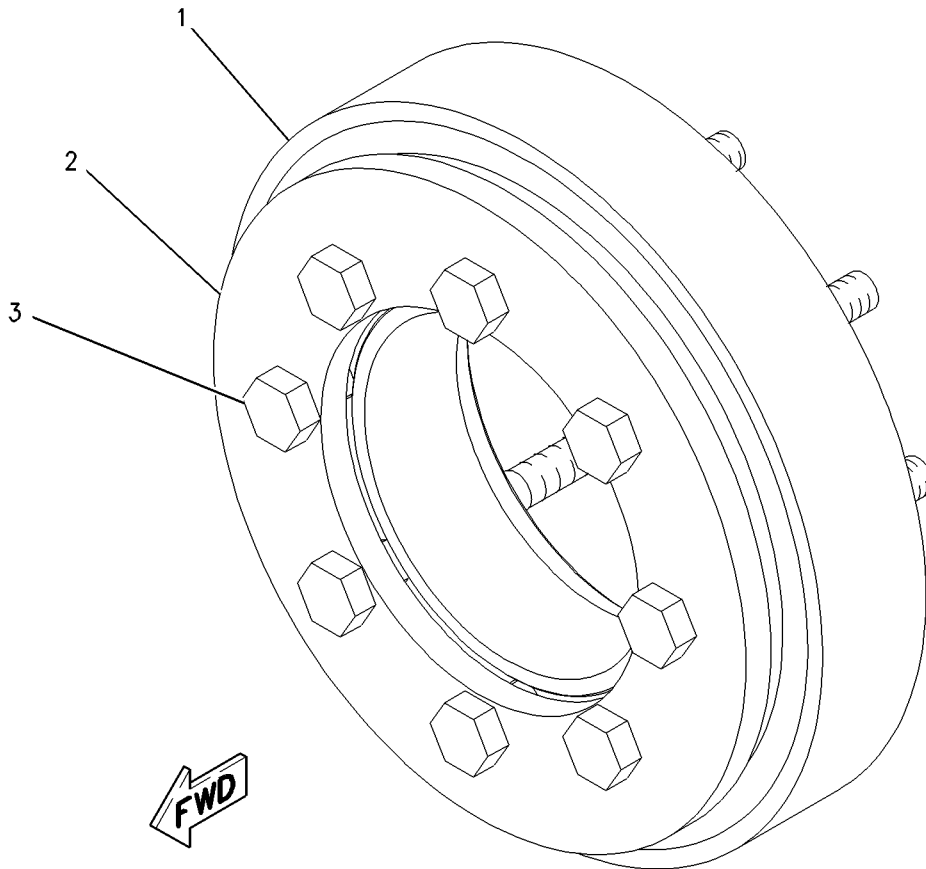
CANNOT BE USED WITH 166-4827-PAGE 58, 245-4464-PAGE 59
AN ATTACHMENT

SMCS-1205

i02585162

NOTE	REF NO	GRAPHIC REF	PART NUMBER	QTY	PART NAME						SEE PAGE
					1	2	3	4	5	6 (PRODUCT LEVEL)	
	1	1	291-6236	1	SPACER-SPECIAL						
	2	1	228-3621	1	SPACER (101.5X167X8-MM THK)						
M	3	1	8T-0643	8	BOLT (M10X1.5X80-MM)						

M-METRIC PART



GRAPHIC #1

<END>

g00947682

BASIC ENGINE

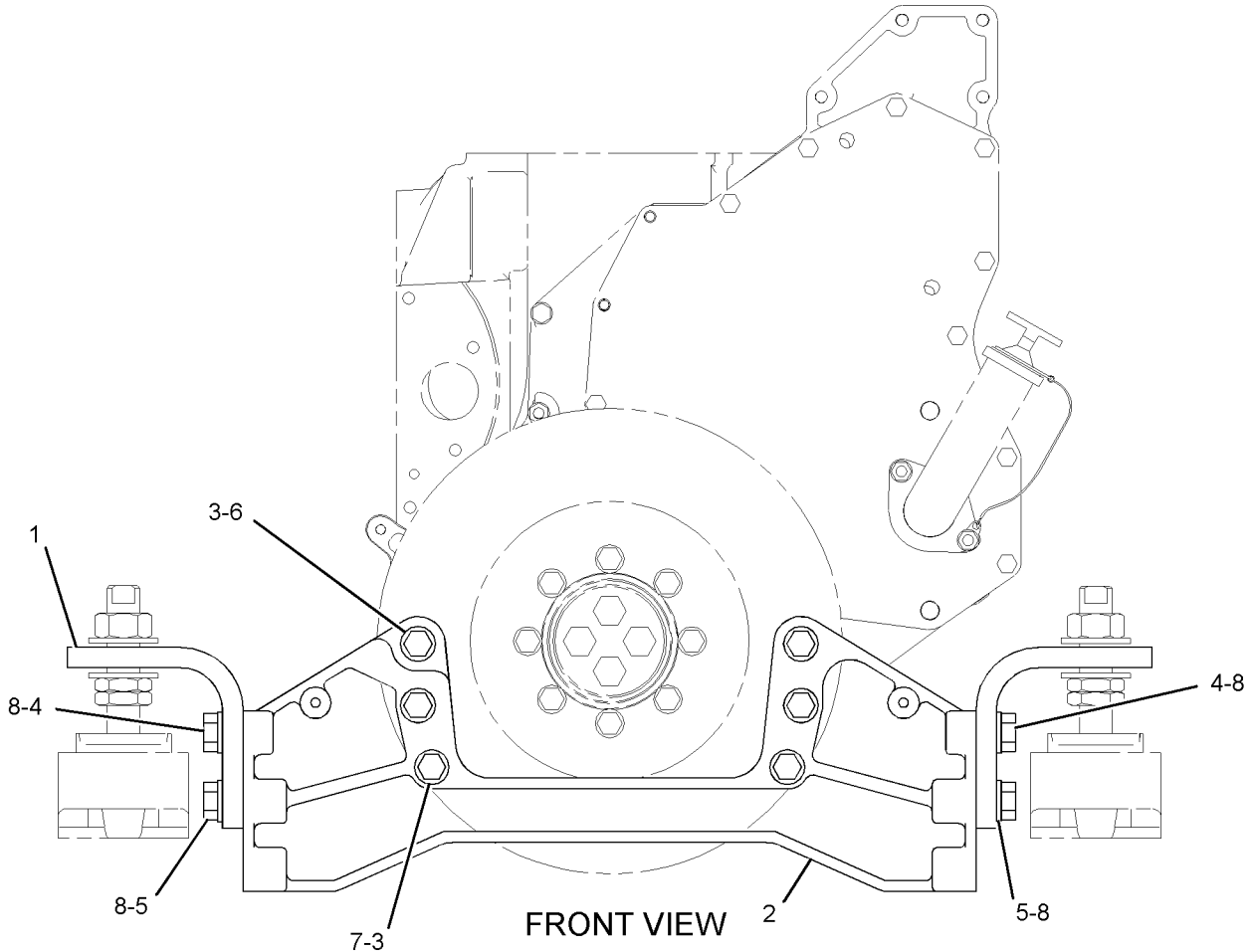
226-2299 SUPPORT GP-ENGINE AN ATTACHMENT

SMCS-1152, 1153, 1154

i01981870

NOTE	REF NO	GRAPHIC REF	PART NUMBER	QTY	PART NAME						SEE PAGE
					1	2	3	4	5	6 (PRODUCT LEVEL)	
	1	1	226-2294	2	BRACKET - SUPPORT						
	2	1	226-2298	1	SUPPORT						
	3	1	5P-8245	6	WASHER - HARD (13.5X25.5X3-MM THK)						
M	4	1	6V-4429	2	BOLT (M16X2X40-MM)						
M	5	1	6V-5686	6	BOLT (M16X2X50-MM)						
M	6	1	6V-5696	1	BOLT (M12X1.75X80-MM)						
M	7	1	8T-0106	5	BOLT (M12X1.75X100-MM)						
	8	1	9X-8268	8	WASHER (17.5X30X3.5-MM THK)						

M-METRIC PART



GRAPHIC #1

<END>

g01028735

BASIC ENGINE

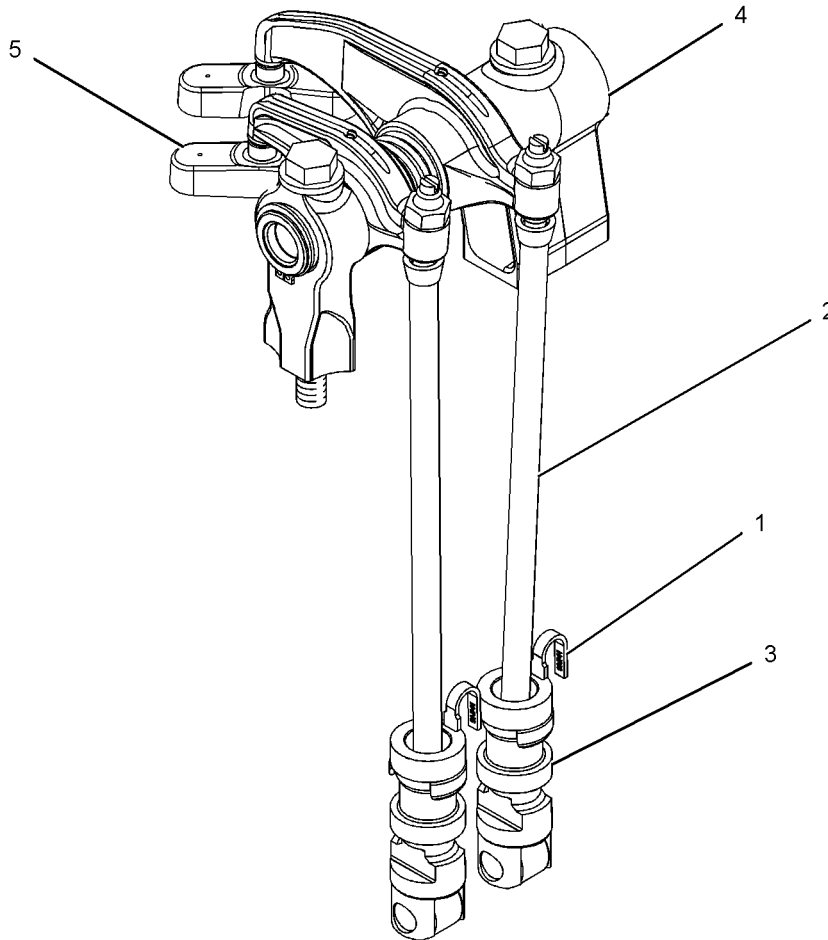
155-7927 VALVE MECHANISM GP

SMCS-1102, 1121, 1123, 1209

i02748197

NOTE	REF NO	GRAPHIC REF	PART NUMBER	QTY	PART NAME						SEE PAGE
					1	2	3	4	5	6 (PRODUCT LEVEL)	
	1	1	304-5260	12	SPRING-GUIDE						
	2	1	264-6156	12	ROD-VALVE PUSH						
	3	1	163-2437	12	LIFTER AS-VALVE						
CY	4	1	215-9571	1	VALVE MECHANISM GP						70
	5	1	244-5891	12	BRIDGE-VALVE						

C-CHANGE FROM PREVIOUS TYPE
Y-SEPARATE ILLUSTRATION



GRAPHIC #1

<END>

g01115938

BASIC ENGINE

215-9571 VALVE MECHANISM GP

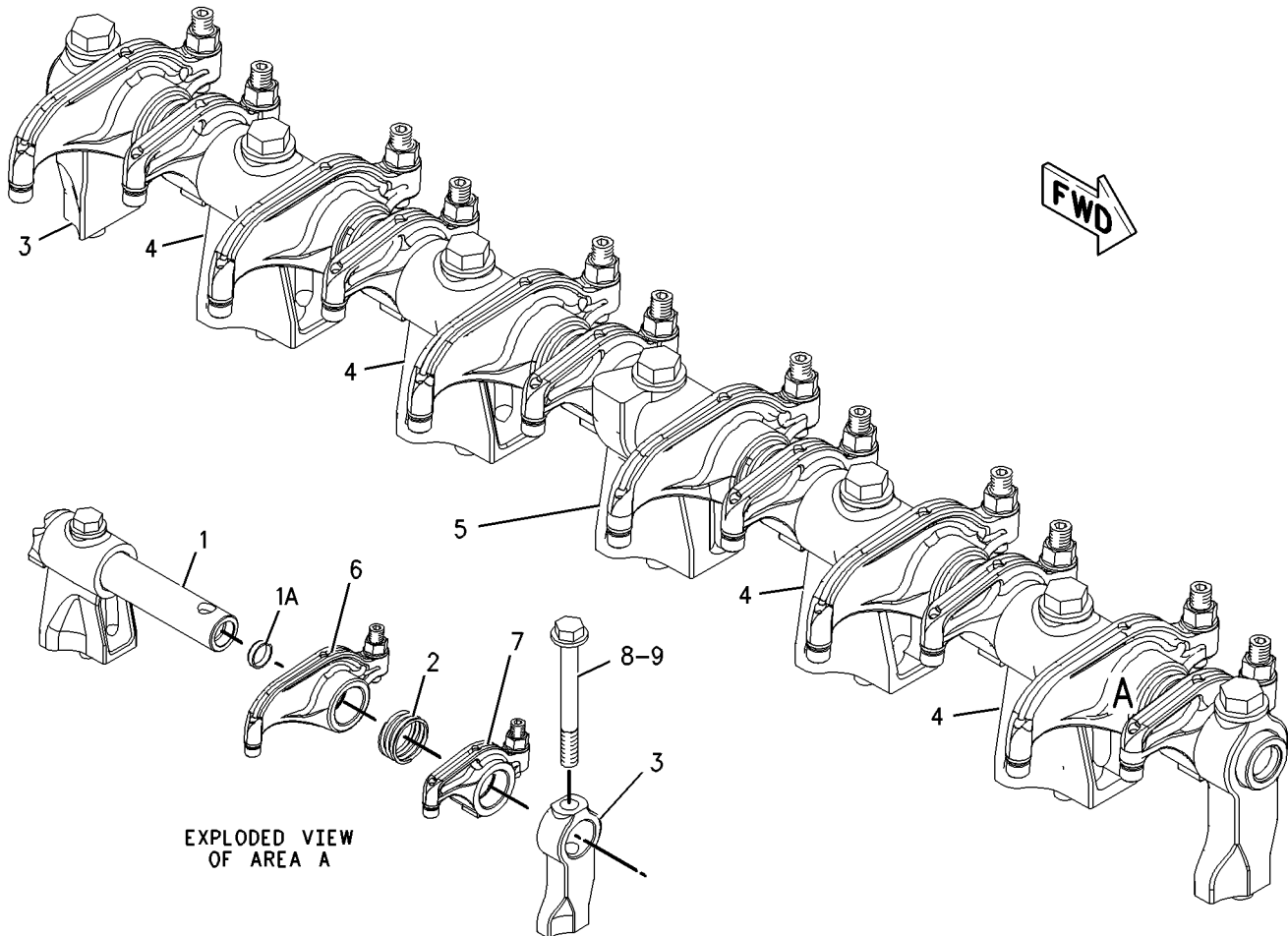
PART OF 155-7927 VALVE MECHANISM GP

SMCS-1102, 1121, 1123, 1209

i01638801

NOTE	REF NO	GRAPHIC REF	PART NUMBER	QTY	PART NAME						SEE PAGE
					1	2	3	4	5	6 (PRODUCT LEVEL)	
	1	1	163-2445	1	SHAFT AS-ROCKER ARM						
	1A	1	8F-6575	2	PLUG-CUP						
	2	1	163-2459	6	SPRING						
	3	1	164-5669	2	STAND						
	4	1	176-5913	4	STAND						
	5	1	176-5914	1	STAND						
Y	6	1	213-9320	6	ROCKER ARM GP (EXHAUST)						62
Y	7	1	213-9321	6	ROCKER ARM GP (INTAKE)						63
	8	1	5P-8245	7	WASHER-HARD (13.5X25.5X3-MM THK)						
M	9	1	8T-0646	7	BOLT (M12X1.75X110-MM)						

M-METRIC PART
Y-SEPARATE ILLUSTRATION



GRAPHIC #1

<END>

g00851003

LUBRICATION SYSTEM

277-8802 ADAPTER GP-OIL FILTER-ENGINE

FOR USE WITH 246-1126-PAGE 76
AN ATTACHMENT

SMCS - 1308

i02422303

NOTE	PART NUMBER	QTY	PART NAME						SEE PAGE
			1	2	3	4	5	6 (PRODUCT LEVEL)	
	102-5829	1	ADAPTER						
	148-8335	1	CONNECTOR AS						
	5K-9090	1	SEAL-O-RING						
	6V-8635	1	CONNECTOR						
	7M-8485	1	SEAL-O-RING						
	102-5828	1	COVER						
	148-8357	1	ELBOW AS						
	5K-9090	1	SEAL-O-RING						
	6V-9008	1	ELBOW						
	7M-8485	1	SEAL-O-RING						
	6V-3908	2	SEAL-O-RING						

<END>

LUBRICATION SYSTEM

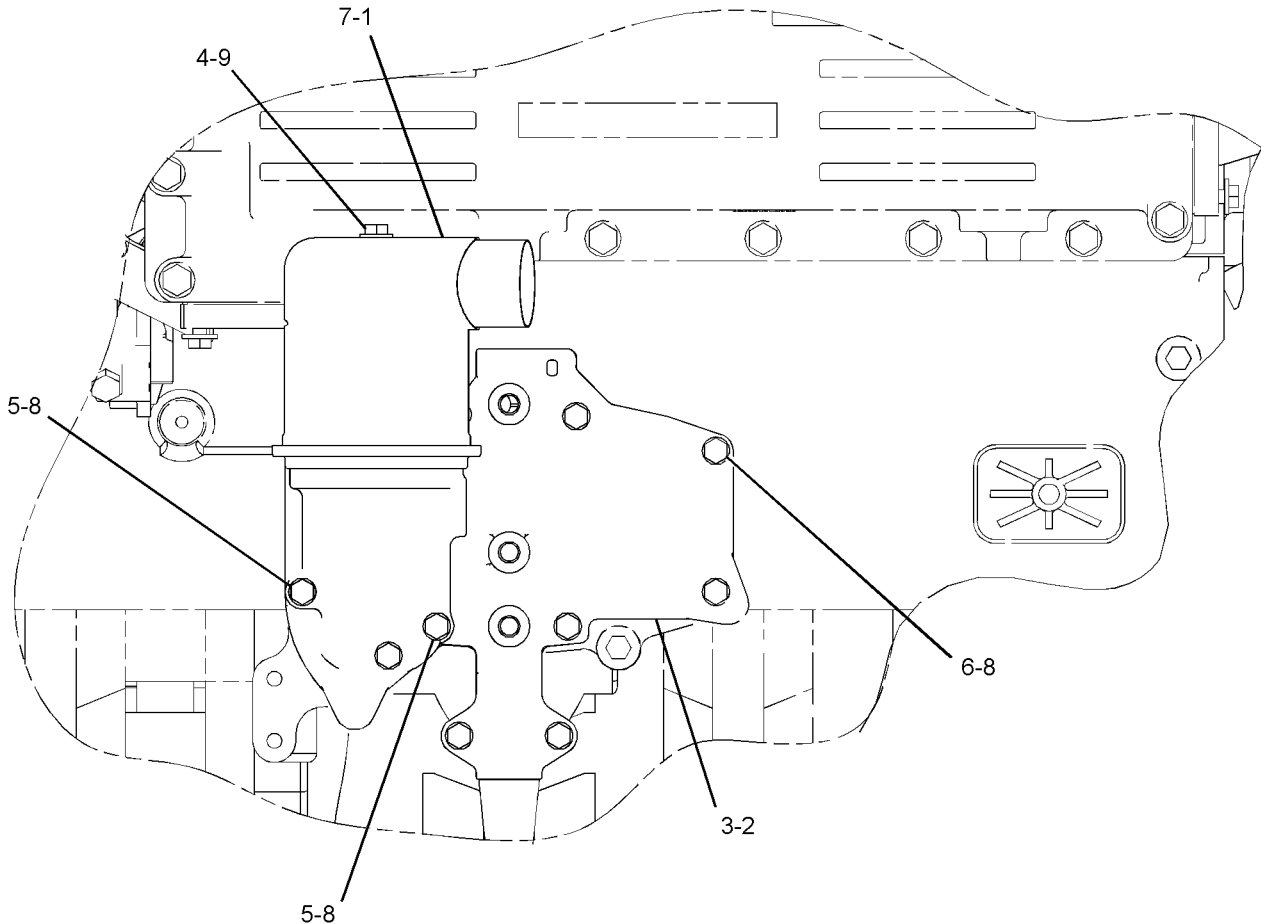
204-2475 BREATHER GP-CRANKCASE

SMCS-1317

i02878182

NOTE	REF NO	GRAPHIC REF	PART NUMBER	QTY	PART NAME						SEE PAGE
					1	2	3	4	5	6 (PRODUCT LEVEL)	
	1	1	193-4680	1	BREATHER AS (CRANKCASE)						
	2	1	213-2410	1	GASKET						
	3	1	213-2411	1	COVER						
M	4	1	3E-8005	1	BOLT (M8X1.25X160-MM)						
M	5	1	6V-3918	2	BOLT (M8X1.25X50-MM)						
M	6	1	6V-3940	9	BOLT (M8X1.25X25-MM)						
	7	1	9F-4446	1	SEAL-O-RING						
	8	1	9M-1974	11	WASHER-HARD (8.8X16X2-MM THK)						
	9	1	5N-4185	1	WASHER-SPECIAL						

M-METRIC PART



LEFT SIDE VIEW OF ENGINE

GRAPHIC #1

<END>

g01435705

LUBRICATION SYSTEM

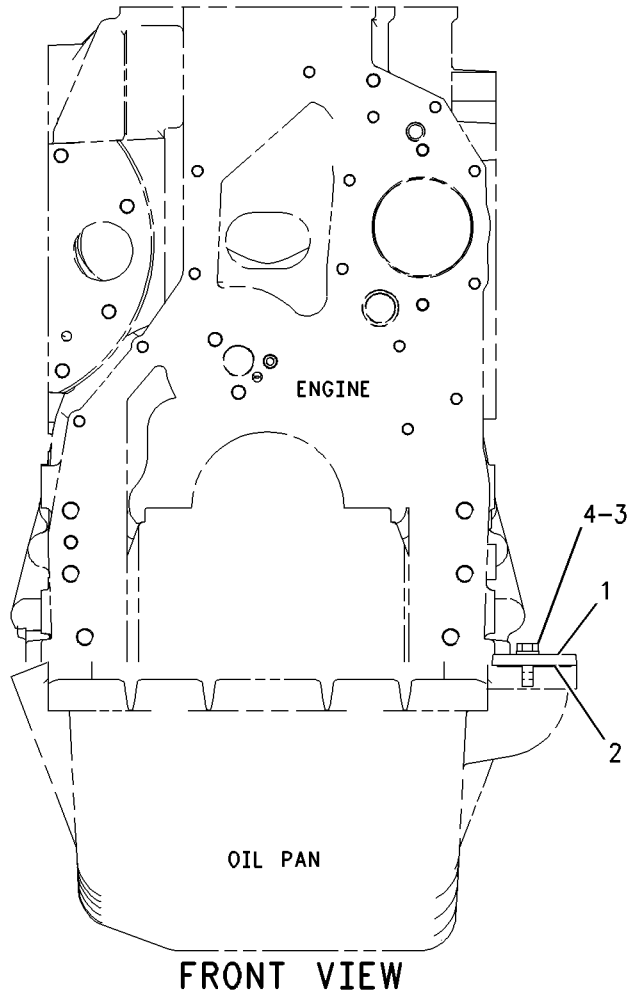
199-6913 COVER GP-OIL FILLER-LH AN ATTACHMENT

SMCS-1316

i02847084

NOTE	REF NO	GRAPHIC REF	PART NUMBER	QTY	PART NAME						SEE PAGE
					1	2	3	4	5	6 (PRODUCT LEVEL)	
	1	1	7C-1445	1	COVER						
	2	1	061-9455	1	SEAL-O-RING						
M	3	1	6V-3940	2	BOLT (M8X1.25X25-MM)						
	4	1	9M-1974	2	WASHER-HARD (8.8X16X2-MM THK)						

M-METRIC PART



GRAPHIC #1

<END>

g00946545

LUBRICATION SYSTEM

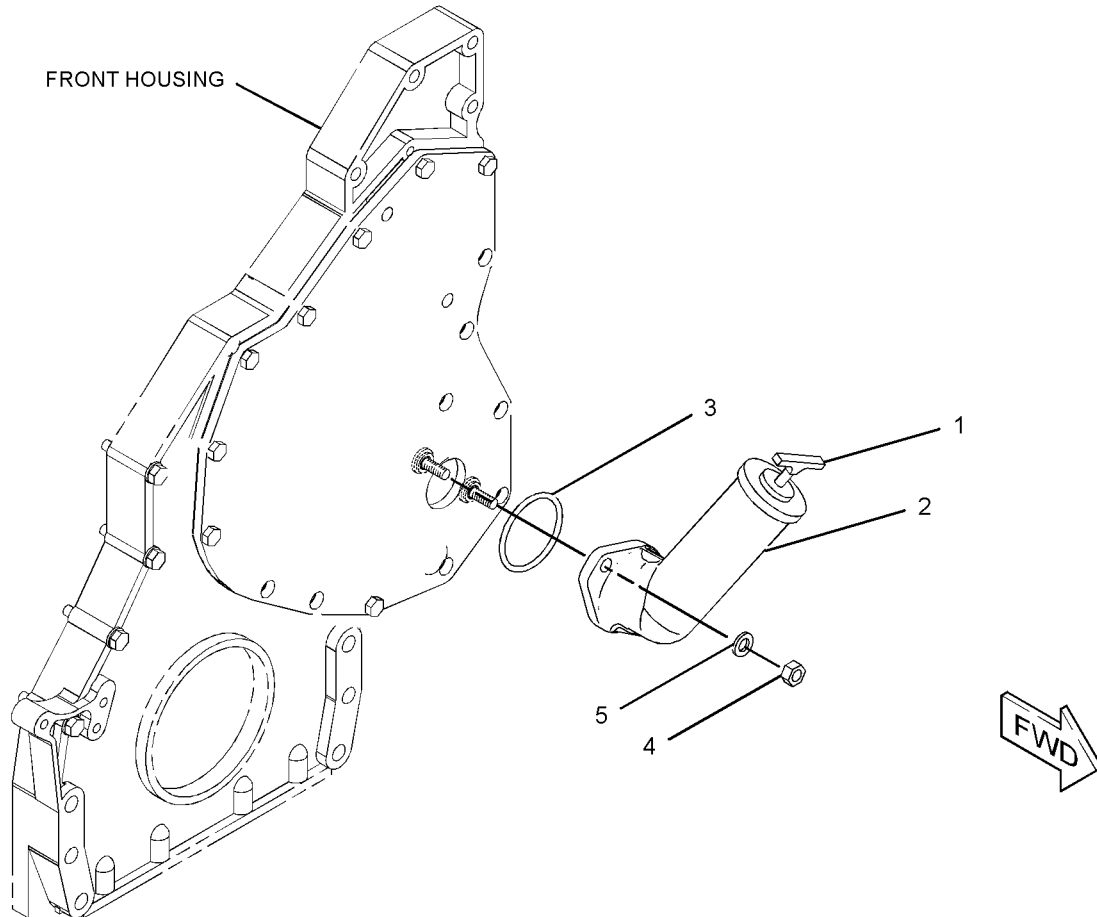
172-8733 FILLER GP-ENGINE OIL-FRONT FILL FOR USE WITH ENGINES THAT REQUIRE FRONT OIL FILLER WITH A FILL CAP, LH SERVICED ENGINES. CANNOT BE USED WITH 197-6010-PAGE 13 AN ATTACHMENT

SMCS-1316

i02844939

NOTE	REF NO	GRAPHIC REF	PART NUMBER	QTY	PART NAME	SEE PAGE
					1 2 3 4 5 6 (PRODUCT LEVEL)	
	1	1	068-4497	1	CAP-OIL FILLER (ENGINE OIL)	
	2	1	264-4289	1	TUBE-OIL FILLER	
	3	1	061-9455	1	SEAL-O-RING	
M	4	1	5C-7261	2	NUT (M8X1.25-THD)	
	5	1	8T-4224	2	WASHER-HARD (8.8X16X2-MM THK)	

M-METRIC PART



GRAPHIC #1

<END>

g01239120

LUBRICATION SYSTEM

205-5294 FILTER GP-ENGINE OIL

S/N: C9A1-516

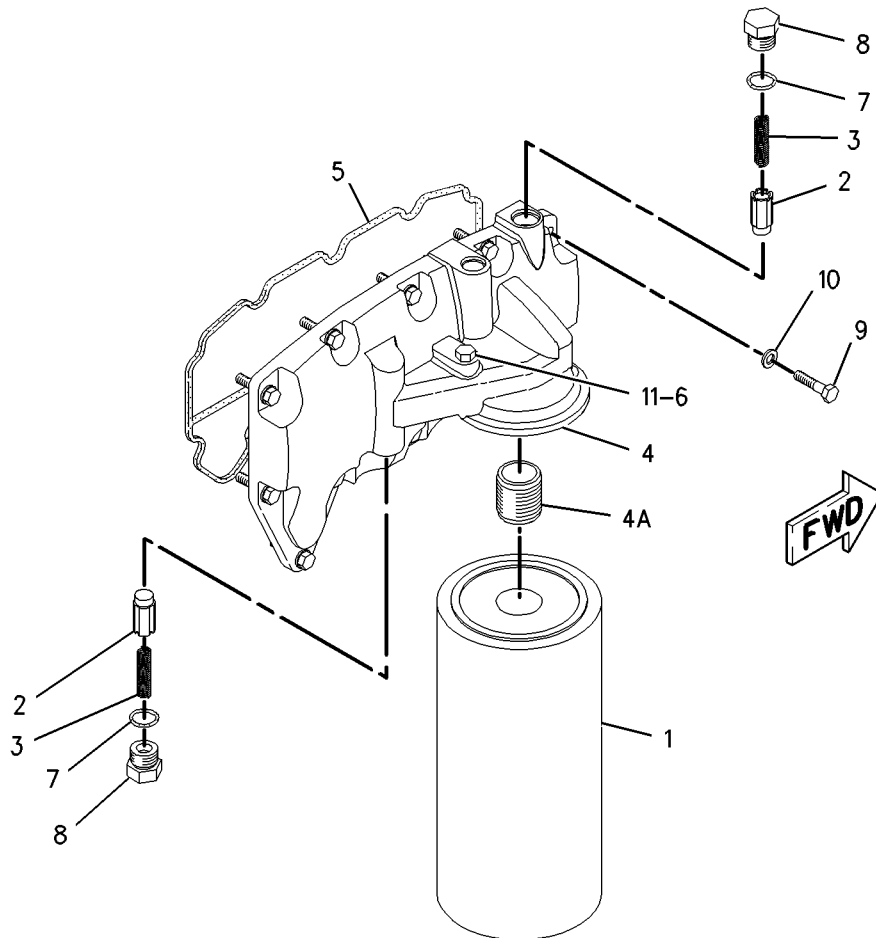
PROVIDES SINGLE PRIMARY OIL FILTER AND PORT FOR SCHEDULED OIL SAMPLING VALVE
ALSO AN ATTACHMENT

SMCS-1306, 1308

i03601411

NOTE	REF NO	GRAPHIC REF	PART NUMBER	QTY	PART NAME						SEE PAGE
					1	2	3	4	5	6 (PRODUCT LEVEL)	
	1	1	1R-1808	1	FILTER-ENGINE OIL (ADVANCED EFFICIENCY)						
	2	1	7C-1493	2	VALVE AS-BYPASS (ENGINE OIL FILTER)						
	3	1	242-3864	2	SPRING						
	4	1	209-7291	1	BASE AS-OIL FILTER (ENGINE)						
	4A	1	2P-4304	1	STUD-HOLLOW						
	5	1	209-7290	1	GASKET (ENGINE OIL FILTER BASE)						
	6	1	033-5853	1	SEAL-O-RING						
	7	1	2M-9780	2	SEAL-O-RING						
M	8	1	5P-8196	2	PLUG						
M	9	1	6V-5218	12	BOLT (M8X1.25X35-MM)						
	10	1	9M-1974	12	WASHER-HARD (8.8X16X2-MM THK)						
	11	1	9S-4182	1	PLUG-O-RING						

M-METRIC PART



GRAPHIC #1

<END>

g00808439

LUBRICATION SYSTEM

246-1126 FILTER GP-ENGINE OIL

S/N: C9A1-226

AN ATTACHMENT

SMCS-1306, 1308

i02247844

NOTE	REF NO	GRAPHIC REF	PART NUMBER	QTY	PART NAME	SEE PAGE
	1	1	1B-8704	2	KEY-WOODRUFF	
	2	1	1R-1808	2	FILTER-ENGINE OIL (ADVANCED EFFICIENCY)	
	3	1	2N-0178	1	PANEL	
	4	1	2N-0179	1	COVER-PANEL	
	5	1	2N-0794	2	RETAINER	
	6	1	2N-5848	1	BASE AS	
	7	1	2P-3760	2	GASKET	
	8	1	2P-3761	2	COVER	
	9	1	2P-4301	2	BASE AS	
					(EACH INCLUDES)	
		1	2P-4304	1	STUD-HOLLOW	
	10	1	2P-4305	4	GASKET	
	11	1	2W-3681	2	INDICATOR AS (ENGINE OIL PRESSURE)	
I	12	1	3N-4622	2	HOSE AS	
	13	1	4H-9756	1	LEVER-RELEASE CONTROL	
	14	1	4N-7082	2	SHIELD-OIL FILTER	
	15	1	4N-8150	2	SPRING	
	17	1	6N-0824	2	GASKET	
	18	1	6N-1258	1	HOUSING	
	19	1	6N-1259	1	POINTER	
	20	1	6N-7420	1	COVER AS	
	21	1	6N-7422	1	COVER AS	
	22	1	7N-0912	1	VALVE GP-FLUID CONTROL (ENGINE OIL)	
		1	3F-9190	1	PIN	
		1	7N-0911	1	VALVE AS	
	23	1	7N-0914	1	DETENT AS	
	23A	1	6J-8356	2	SPRING	
	23B	1	6N-4204	2	PIN	
	23C	1	6N-4205	1	PLATE	
	23D	1	7N-0913	1	RING	
	23E	1	8F-8833	1	PIN	
	24	1	1P-1367	2	PLUNGER	
	25	1	243-3384	1	BRACKET	
	26	1	243-3386	2	COVER AS	
					(EACH INCLUDES)	
		1	7J-5225	1	FITTING (1-1/16-12-THD)	
	27	1	243-3395	1	TUBE AS	
	28	1	101-0387	1	CONNECTOR	
	29	1	106-9586	2	SEAL-O-RING	
	30	1	1L-6561	1	PLUG	
	31	1	2M-1538	8	STUD-TAPERLOCK (3/8-16X1.6-IN)	
	32	1	2N-1287	2	ELBOW-FLARED	
	33	1	2T-2305	1	ELBOW	
	34	1	3P-0656	1	SEAL-O-RING	
	35	1	4B-2041	2	NUT (6-32-THD)	
	36	1	4B-5324	4	WASHER (3.9X9.6X1.2-MM THK)	
	37	1	4L-6454	6	BOLT (3/8-16X1-IN)	
	38	1	5H-8936	1	ADAPTER	
	39	1	5S-7348	2	SCREW-MACHINE (6-32X0.375-IN)	
	40	1	5S-7382	4	BOLT (3/8-16X1.375-IN)	
	41	1	5S-7383	9	BOLT (3/8-16X1.75-IN)	
	42	1	6D-2928	3	BOLT (1/4-20X1.125-IN)	
	43	1	6V-3507	2	SEAL-RECTANGULAR	
	44	1	6V-5050	2	SEAL-O-RING	
	45	1	6V-8185	3	NUT (1/4-20-THD)	
	46	1	6V-8397	4	SEAL-O-RING	

LUBRICATION SYSTEM

246-1126 FILTER GP-ENGINE OIL (contd.)

i02247844

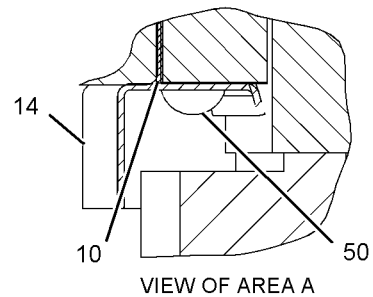
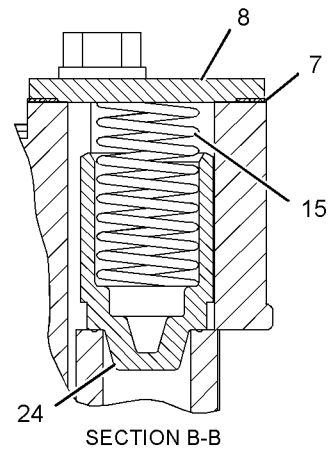
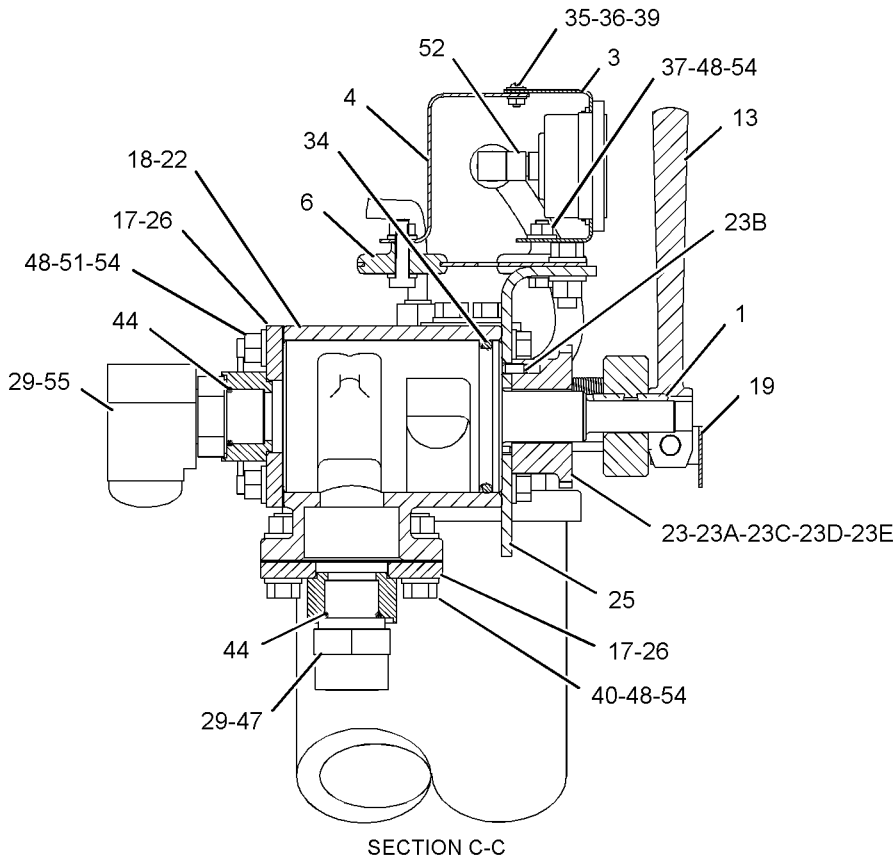
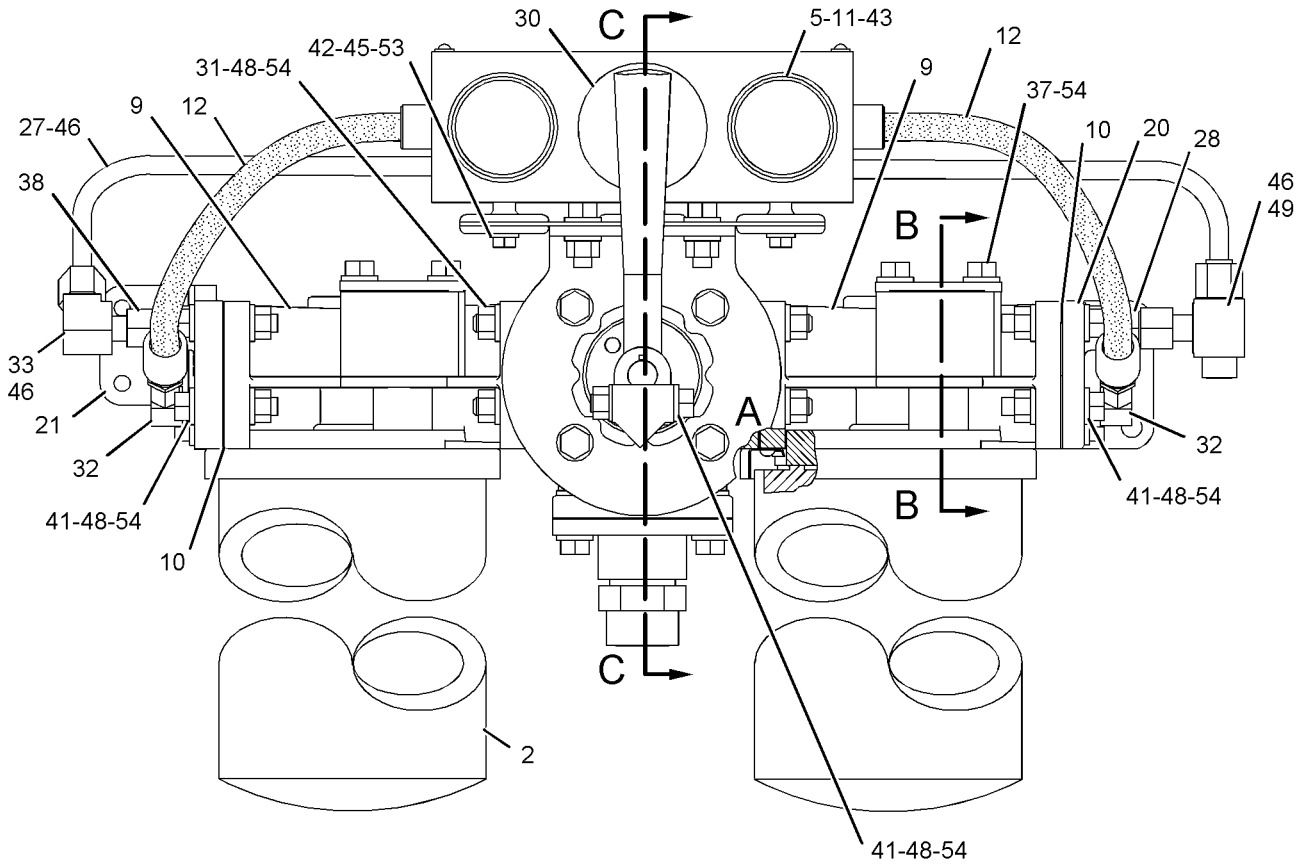
NOTE	REF NO	GRAPHIC REF	PART NUMBER	QTY	PART NAME						SEE PAGE
					1	2	3	4	5	6 (PRODUCT LEVEL)	
	47	1	6V-8714	1	CONNECTOR						
	48	1	6V-8801	27	NUT (3/8-16-THD)						
	49	1	6V-9843	1	TEE-SWIVEL						
	50	1	7F-9090	4	SCREW-DRIVE (NO 8X3/8-IN)						
	51	1	7X-0296	4	BOLT (3/8-16X5.5-IN)						
	52	1	8B-4884	2	ELBOW						
	53	1	8T-4205	6	WASHER-HARD (7.2X14.5X2-MM THK)						
	54	1	8T-4896	50	WASHER-HARD (10.2X18.5X2.5-MM THK)						
	55	1	8T-6684	1	ELBOW						

I-REFER TO HYDRAULIC INFORMATION SYSTEM

LUBRICATION SYSTEM

246-1126 FILTER GP-ENGINE OIL (contd.)

i02247844



GRAPHIC #1

<END>

g01038768

LUBRICATION SYSTEM

246-1126 FILTER GP-ENGINE OIL

S/N: C9A227-251

AN ATTACHMENT

SMCS-1306, 1308

i02253015

NOTE	REF NO	GRAPHIC REF	PART NUMBER	QTY	PART NAME						SEE PAGE
					1	2	3	4	5	6 (PRODUCT LEVEL)	
	1	1	1B-8704	2	KEY-WOODRUFF						
	2	1	1R-1808	2	FILTER-ENGINE OIL (ADVANCED EFFICIENCY)						
	3	1	2N-0178	1	PANEL						
	4	1	2N-0179	1	COVER-PANEL						
	5	1	2N-0794	2	RETAINER						
	6	1	2N-5848	1	BASE AS						
	7	1	2P-3760	2	GASKET						
	8	1	2P-3761	2	COVER						
	9	1	2P-4301	2	BASE AS						
					(EACH INCLUDES)						
		1	2P-4304	1	STUD-HOLLOW						
	10	1	2P-4305	4	GASKET						
	11	1	2W-3681	2	INDICATOR AS (ENGINE OIL PRESSURE)						
I	12	1	3N-4622	2	HOSE AS						
	13	1	4H-9756	1	LEVER-RELEASE CONTROL						
	14	1	4N-7082	2	SHIELD-OIL FILTER						
	15	1	4N-8150	2	SPRING						
	17	1	6N-0824	2	GASKET						
	18	1	6N-1258	1	HOUSING						
	19	1	6N-1259	1	POINTER						
	20	1	6N-7420	1	COVER AS						
	21	1	6N-7422	1	COVER AS						
	22	1	7N-0912	1	VALVE GP-FLUID CONTROL (ENGINE OIL)						
		1	3F-9190	1	PIN						
		1	7N-0911	1	VALVE AS						
	23	1	7N-0914	1	DETENT AS						
	23A	1	6J-8356	2	SPRING						
	23B	1	6N-4204	2	PIN						
	23C	1	6N-4205	1	PLATE						
	23D	1	7N-0913	1	RING						
	23E	1	8F-8833	1	PIN						
	24	1	1P-1367	2	PLUNGER						
	25	1	243-3384	1	BRACKET						
	26	1	243-3386	2	COVER AS						
					(EACH INCLUDES)						
		1	7J-5225	1	FITTING (1-1/16-12-THD)						
	29	1	106-9586	2	SEAL-O-RING						
	30	1	1L-6561	1	PLUG						
	31	1	2M-1538	8	STUD-TAPERLOCK (3/8-16X1.6-IN)						
	32	1	2N-1287	2	ELBOW-FLARED						
C	33	1	2T-2305	2	ELBOW						
	34	1	3P-0656	1	SEAL-O-RING						
	35	1	4B-2041	2	NUT (6-32-THD)						
	36	1	4B-5324	4	WASHER (3.9X9.6X1.2-MM THK)						
	37	1	4L-6454	6	BOLT (3/8-16X1-IN)						
C	38	1	5H-8936	2	ADAPTER						
	39	1	5S-7348	2	SCREW-MACHINE (6-32X0.375-IN)						
	40	1	5S-7382	4	BOLT (3/8-16X1.375-IN)						
	41	1	5S-7383	9	BOLT (3/8-16X1.75-IN)						
	42	1	6D-2928	3	BOLT (1/4-20X1.125-IN)						
	43	1	6V-3507	2	SEAL-RECTANGULAR						
	44	1	6V-5050	2	SEAL-O-RING						
	45	1	6V-8185	3	NUT (1/4-20-THD)						
C	46	1	6V-8397	2	SEAL-O-RING						
	47	1	6V-8714	1	CONNECTOR						
	48	1	6V-8801	27	NUT (3/8-16-THD)						

LUBRICATION SYSTEM

246-1126 FILTER GP-ENGINE OIL (contd.)

i02253015

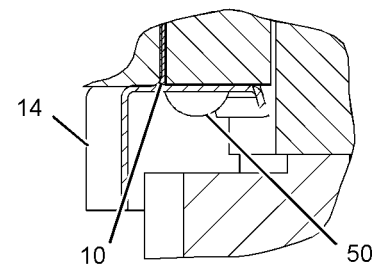
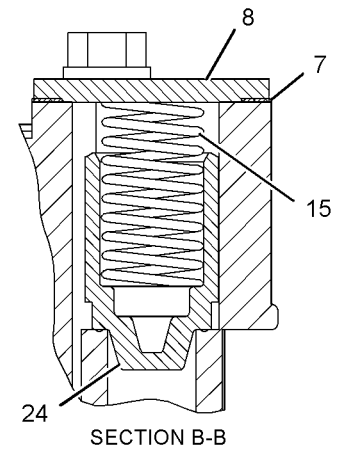
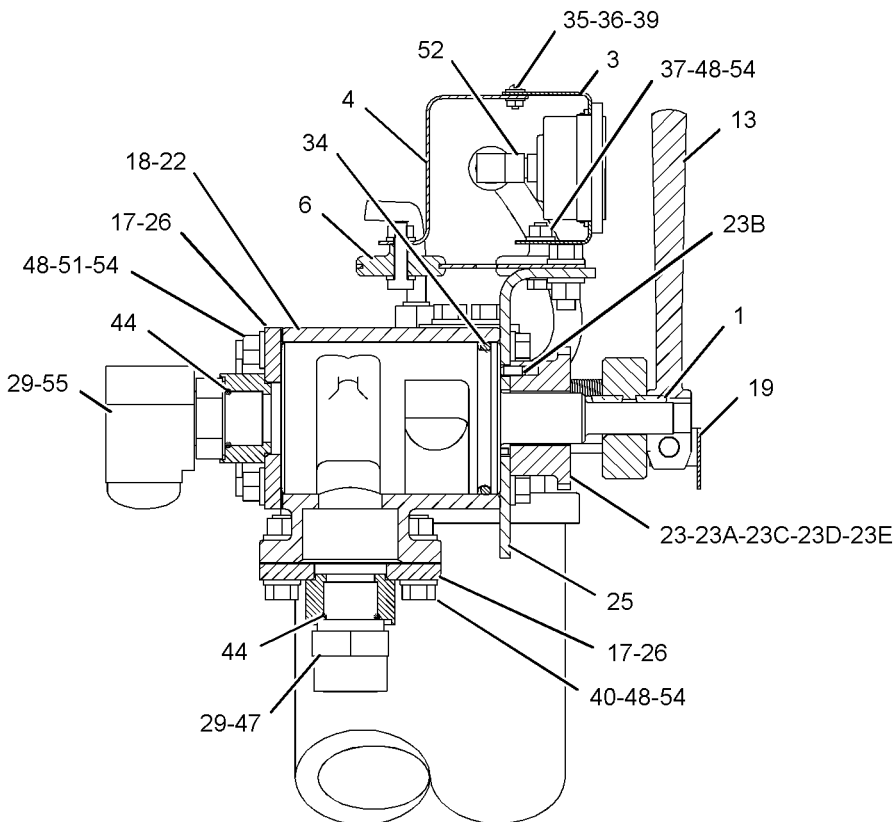
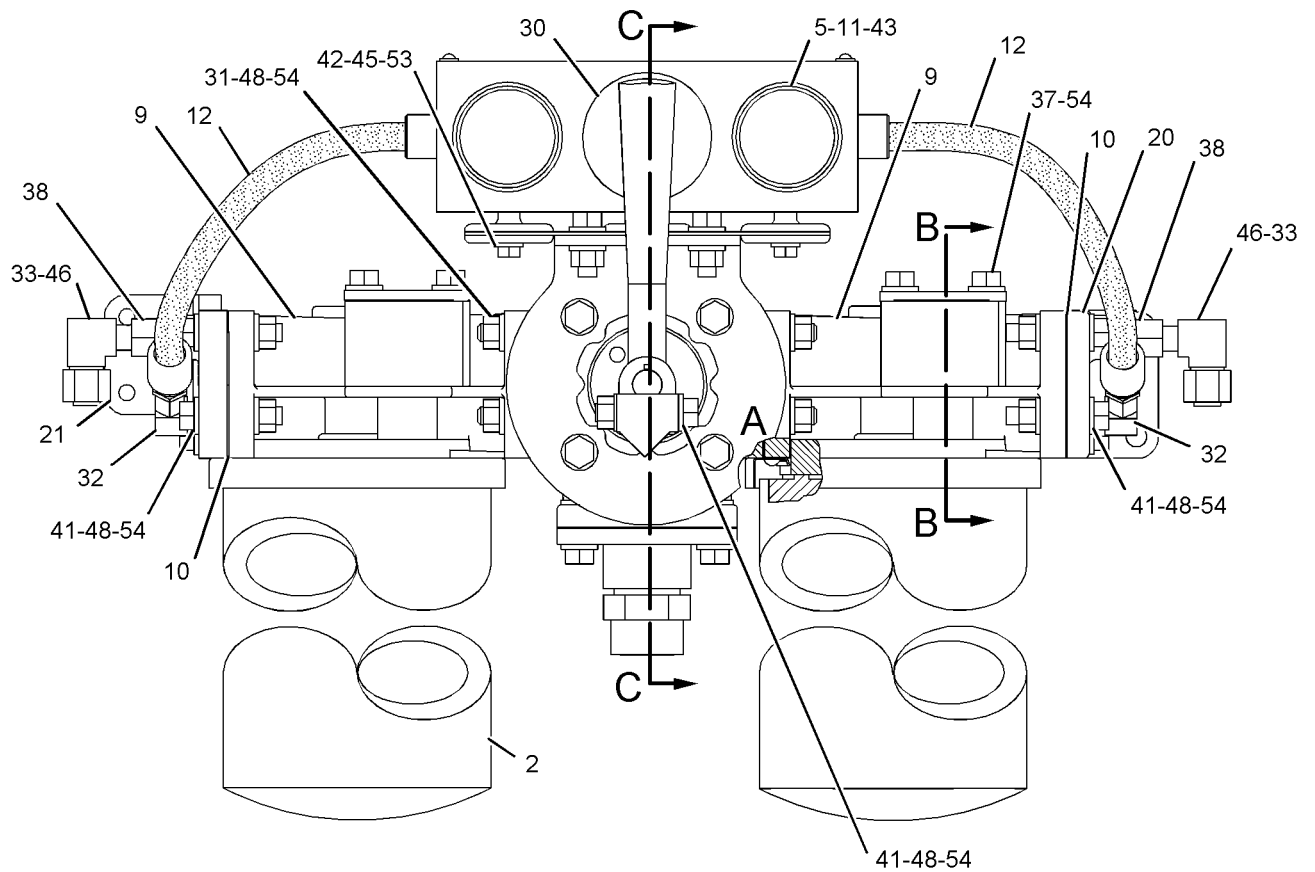
NOTE	REF NO	GRAPHIC REF	PART NUMBER	QTY	PART NAME						SEE PAGE
					1	2	3	4	5	6 (PRODUCT LEVEL)	
	50	1	7F-9090	4	SCREW-DRIVE (NO 8X3/8-IN)						
	51	1	7X-0296	4	BOLT (3/8-16X5.5-IN)						
	52	1	8B-4884	2	ELBOW						
	53	1	8T-4205	6	WASHER-HARD (7.2X14.5X2-MM THK)						
	54	1	8T-4896	50	WASHER-HARD (10.2X18.5X2.5-MM THK)						
	55	1	8T-6684	1	ELBOW						

C-CHANGE FROM PREVIOUS TYPE
 I-REFER TO HYDRAULIC INFORMATION SYSTEM

LUBRICATION SYSTEM

246-1126 FILTER GP-ENGINE OIL (contd.)

i02253015



GRAPHIC #1

<END>

g01106791

LUBRICATION SYSTEM

246-1126 FILTER GP-ENGINE OIL

S/N: C9A252-UP

AN ATTACHMENT

SMCS-1306, 1308

i02897159

NOTE	REF NO	GRAPHIC REF	PART NUMBER	QTY	PART NAME 1 2 3 4 5 6 (PRODUCT LEVEL)	SEE PAGE
	1	1	1B-8704	2	KEY-WOODRUFF	
	2	1	1R-1808	2	FILTER-ENGINE OIL (ADVANCED EFFICIENCY)	
	3	1	2N-0178	1	PANEL	
	4	1	2N-0179	1	COVER-PANEL	
	5	1	7W-2731	2	RETAINER	
	6	1	2N-5848	1	BASE AS	
	7	1	2P-3760	2	GASKET	
	8	1	2P-3761	2	COVER	
	9	1	2P-4301	2	BASE AS	
					(EACH INCLUDES)	
		1	2P-4304	1	STUD-HOLLOW	
	10	1	2P-4305	4	GASKET	
	11	1	2W-3681	2	INDICATOR AS (ENGINE OIL PRESSURE)	
I	12	1	3N-4622	2	HOSE AS	
	13	1	4H-9756	1	LEVER-RELEASE CONTROL	
	14	1	4N-7082	2	SHIELD-OIL FILTER	
	15	1	4N-8150	2	SPRING	
	17	1	6N-0824	2	GASKET	
	18	1	6N-1258	1	HOUSING	
	19	1	6N-1259	1	POINTER	
	20	1	6N-7420	1	COVER AS	
	21	1	6N-7422	1	COVER AS	
	22	1	7N-0912	1	VALVE GP-FLUID CONTROL (ENGINE OIL)	
		1	3F-9190	1	PIN	
		1	7N-0911	1	VALVE AS (OIL SAMPLING, ENGINE OIL)	
	23	1	7N-0914	1	DETENT AS	
	23A	1	6J-8356	2	SPRING	
	23B	1	6N-4204	2	PIN	
	23C	1	6N-4205	1	PLATE	
	23D	1	7N-0913	1	RING	
	23E	1	8F-8833	1	PIN	
	24	1	9M-0853	2	PLUNGER-VALVE	
	25	1	243-3384	1	BRACKET	
	26	1	243-3386	2	COVER AS	
					(EACH INCLUDES)	
		1	7J-5225	1	FITTING (1-1/16-12-THD)	
C	29	1	148-8362	1	ELBOW AS	
		1	8T-6684	1	ELBOW	
		1	5K-9090		SEAL-O-RING	
	29A	1	3D-2824		SEAL-O-RING	
	30	1	1L-6561	1	PLUG	
	31	1	2M-1538	8	STUD-TAPERLOCK (3/8-16X1.6-IN)	
	32	1	2N-1287	2	ELBOW-FLARED	
	33	1	2T-2305	2	ELBOW	
	34	1	3P-0656	1	SEAL-O-RING	
	35	1	4B-2041	2	NUT (6-32-THD)	
	36	1	4B-5324	4	WASHER (3.9X9.6X1.2-MM THK)	
	37	1	4L-6454	6	BOLT (3/8-16X1-IN)	
	38	1	5H-8936	2	ADAPTER	
	39	1	5S-7348	2	SCREW-MACHINE (6-32X0.375-IN)	
	40	1	5S-7382	4	BOLT (3/8-16X1.375-IN)	
	41	1	5S-7383	9	BOLT (3/8-16X1.75-IN)	
	42	1	6D-2928	3	BOLT (1/4-20X1.125-IN)	
	43	1	6V-3507	2	SEAL-RECTANGULAR	
	45	1	6V-8185	3	NUT (1/4-20-THD)	
	46	1	6V-8397	2	SEAL-O-RING	

LUBRICATION SYSTEM

246-1126 FILTER GP-ENGINE OIL (contd.)

i02897159

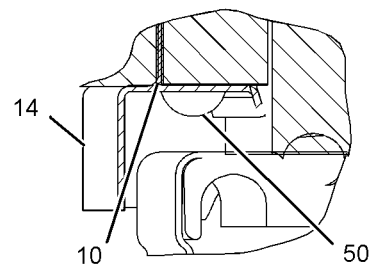
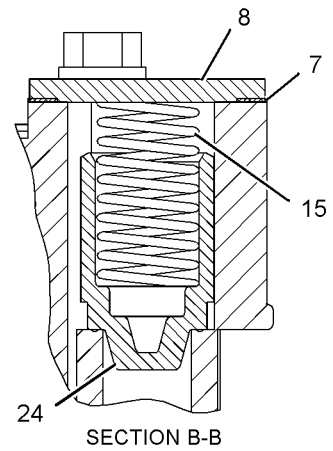
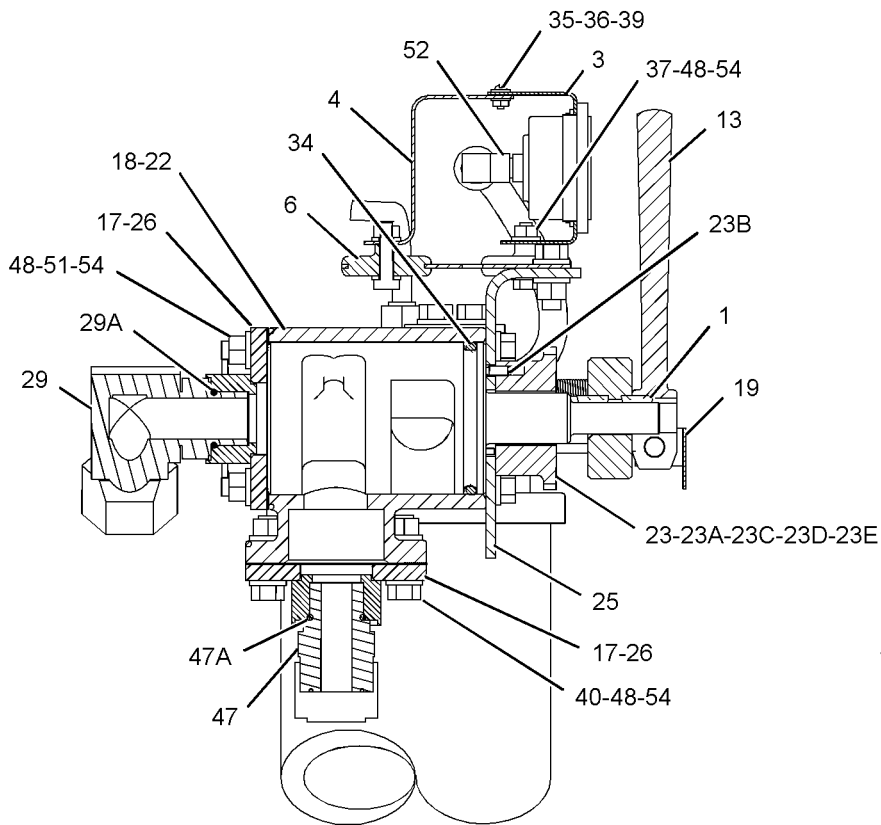
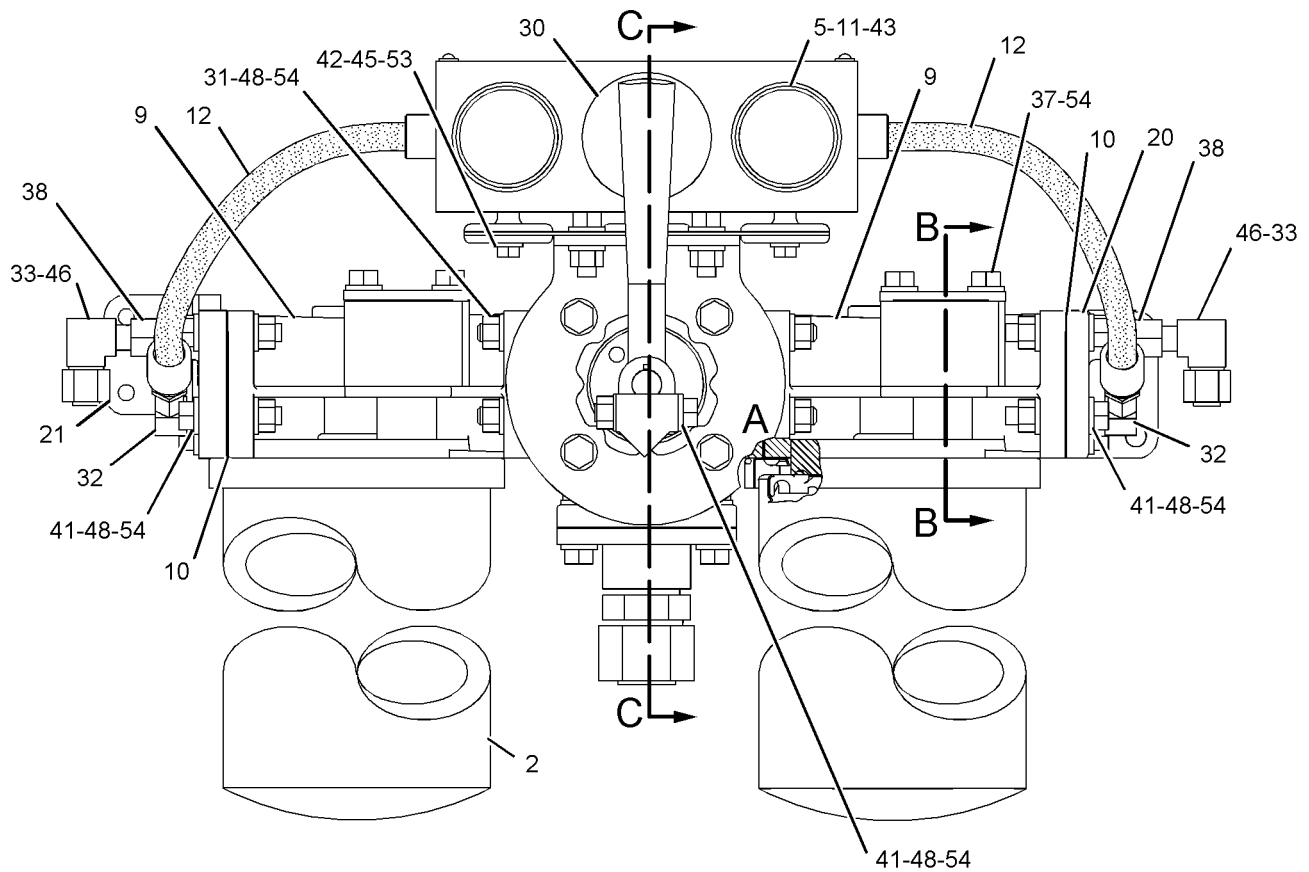
NOTE	REF NO	GRAPHIC REF	PART NUMBER	QTY	PART NAME						SEE PAGE
					1	2	3	4	5	6 (PRODUCT LEVEL)	
C	47	1	148-8317	1	CONNECTOR AS						
		1	6V-8714	1	CONNECTOR						
		1	5K-9090		SEAL-O-RING						
47A		1	3D-2824		SEAL-O-RING						
48		1	6V-8801	27	NUT (3/8-16-THD)						
50		1	7F-9090	4	SCREW-DRIVE (NO 8X3/8-IN)						
51		1	7X-0296	4	BOLT (3/8-16X5.5-IN)						
52		1	8B-4884	2	ELBOW						
53		1	8T-4205	6	WASHER-HARD (7.2X14.5X2-MM THK)						
54		1	8T-4896	50	WASHER-HARD (10.2X18.5X2.5-MM THK)						

C-CHANGE FROM PREVIOUS TYPE
 I-REFER TO HYDRAULIC INFORMATION SYSTEM

LUBRICATION SYSTEM

246-1126 FILTER GP-ENGINE OIL (contd.)

i02897159



GRAPHIC #1

<END>

g01139924

LUBRICATION SYSTEM

276-9638 FILTER GP-ENGINE OIL

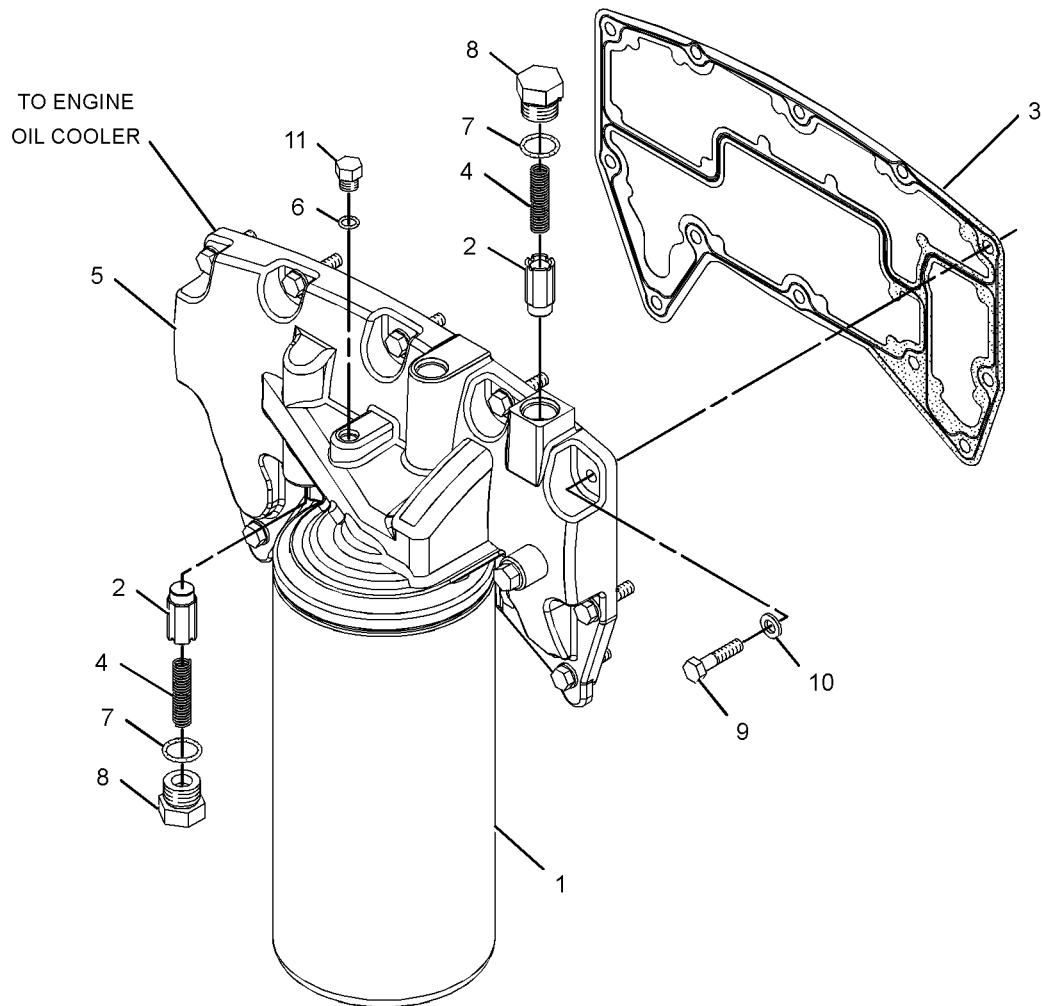
FOR USE WITH ANY ENGINE THAT REQUIRES CERTIFICATION FROM ANY MARINE CLASSIFICATION SOCIETY AND SOLAS. CANNOT BE USED WITH 205-5294-PAGE 75 AN ATTACHMENT

SMCS-1306, 1308

i03601420

NOTE	REF NO	GRAPHIC REF	PART NUMBER	QTY	PART NAME						SEE PAGE
					1	2	3	4	5	6 (PRODUCT LEVEL)	
	1	1	1R-1808	1	FILTER-ENGINE OIL (ADVANCED EFFICIENCY)						
	2	1	7C-1493	2	VALVE AS-BYPASS						
	3	1	209-7290	1	GASKET (ENGINE OIL FILTER BASE)						
	4	1	242-3864	2	SPRING						
	5	1	209-7291	1	BASE AS-OIL FILTER (ENGINE)						
		1	2P-4304	1	STUD-HOLLOW						
	6	1	033-5853	1	SEAL-O-RING						
	7	1	2M-9780	2	SEAL-O-RING						
M	8	1	5P-8196	2	PLUG						
M	9	1	6V-5218	12	BOLT (M8X1.25X35-MM)						
	10	1	9M-1974	12	WASHER-HARD (8.8X16X2-MM THK)						
	11	1	9S-4182	1	PLUG-O-RING						

M-METRIC PART



GRAPHIC #1

<END>

g01257168

LUBRICATION SYSTEM

197-6012 GAUGE GP-OIL LEVEL (DIPSTICK)-ENGINE

S/N: C9A1-165

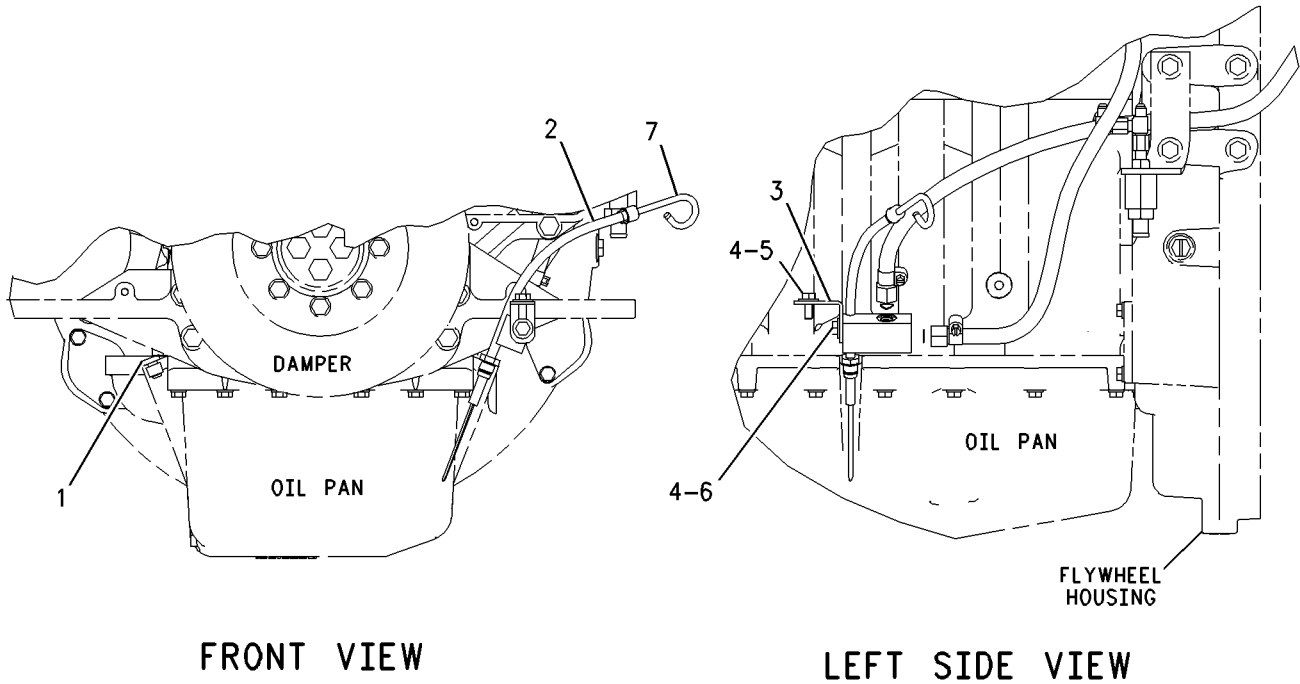
PROVIDES LH SERVICE OIL GAUGE GP
AN ATTACHMENT

SMCS-1326

i02247846

NOTE	REF NO	GRAPHIC REF	PART NUMBER	QTY	PART NAME						SEE PAGE
					1	2	3	4	5	6 (PRODUCT LEVEL)	
J	1	1	1S-2563	1	PLUG						
	2	1	174-8827	1	TUBE AS						
	3	1	205-3644	1	BRACKET						
	4	1	5P-4116	2	WASHER-HARD (8.8X20.5X2-MM THK)						
M	5	1	8T-4189	1	BOLT (M8X1.25X20-MM)						
M	6	1	8T-4200	1	BOLT (M8X1.25X16-MM)						
	7	1	164-5620	1	GAUGE-OIL LEVEL (DIPSTICK) (ENGINE)						

J-USE TO PLUG OPTIONAL DIPSTICK LOCATIONS
M-METRIC PART



GRAPHIC #1

<END>

g00946582

LUBRICATION SYSTEM

197-6012 GAUGE GP-OIL LEVEL (DIPSTICK)-ENGINE

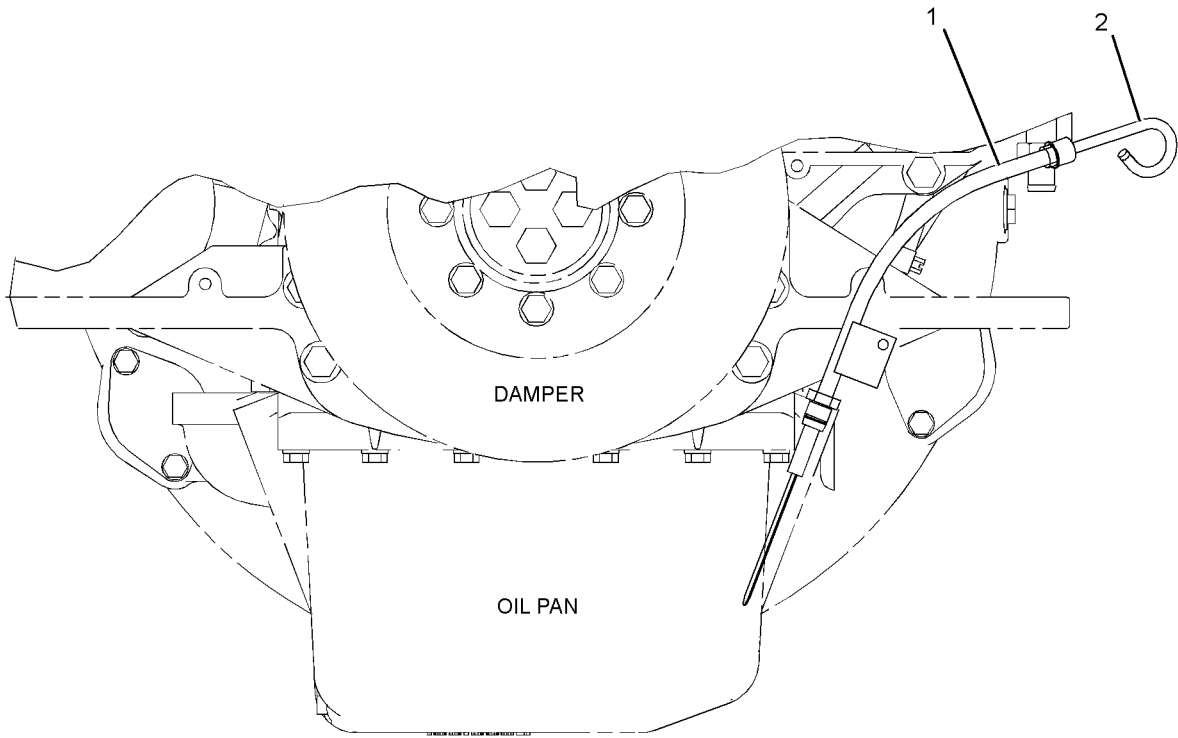
S/N: C9A166-UP

PROVIDES LH SERVICE OIL GAUGE GP
AN ATTACHMENT

SMCS-1326

i03523166

NOTE	REF NO	GRAPHIC REF	PART NUMBER	QTY	PART NAME						SEE PAGE
					1	2	3	4	5	6 (PRODUCT LEVEL)	
	1	1	174-8827	1	TUBE AS						
	2	1	164-5620	1	GAUGE-OIL LEVEL (DIPSTICK) (ENGINE)						



FRONT VIEW OF ENGINE

GRAPHIC #1

<END>

g01869695

LUBRICATION SYSTEM

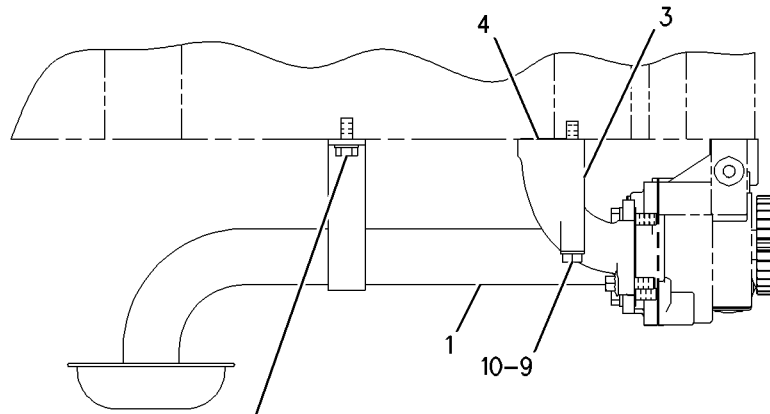
195-0329 LINES GP-ENGINE OIL REAR SUMP

SMCS-1307

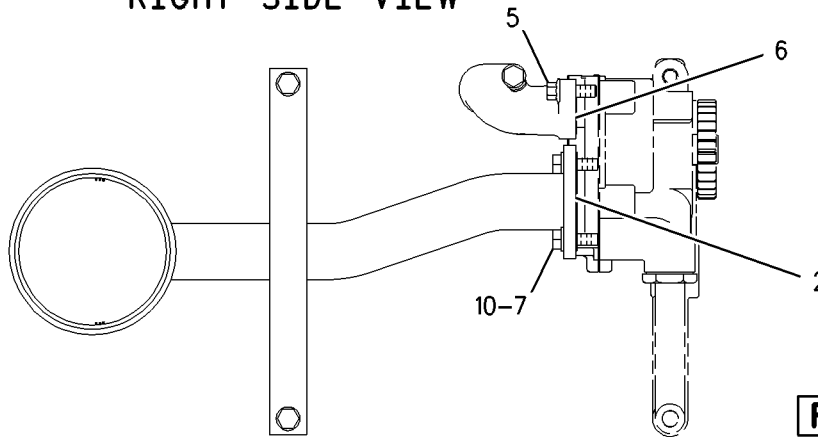
i03536485

NOTE	REF NO	GRAPHIC REF	PART NUMBER	QTY	PART NAME						SEE PAGE
					1	2	3	4	5	6 (PRODUCT LEVEL)	
	1	1	211-1060	1	TUBE AS						
	2	1	195-0452	1	GASKET						
	3	1	234-0203	1	ELBOW-OUTLET						
	4	1	033-6034	1	SEAL-O-RING						
M	5	1	208-9282	1	BOLT (M8X1.25X25-MM)						
	6	1	5P-7530	1	SEAL-O-RING						
M	7	1	6V-3940	2	BOLT (M8X1.25X25-MM)						
M	8	1	6V-5217	2	BOLT (M8X1.25X20-MM)						
M	9	1	8T-0292	1	BOLT (M8X1.25X90-MM)						
	10	1	9M-1974	5	WASHER-HARD (8.8X16X2-MM THK)						

M-METRIC PART



RIGHT SIDE VIEW



BOTTOM VIEW



GRAPHIC #1

<END>

g00948130

LUBRICATION SYSTEM

199-6920 LINES GP-ENGINE OIL-LH

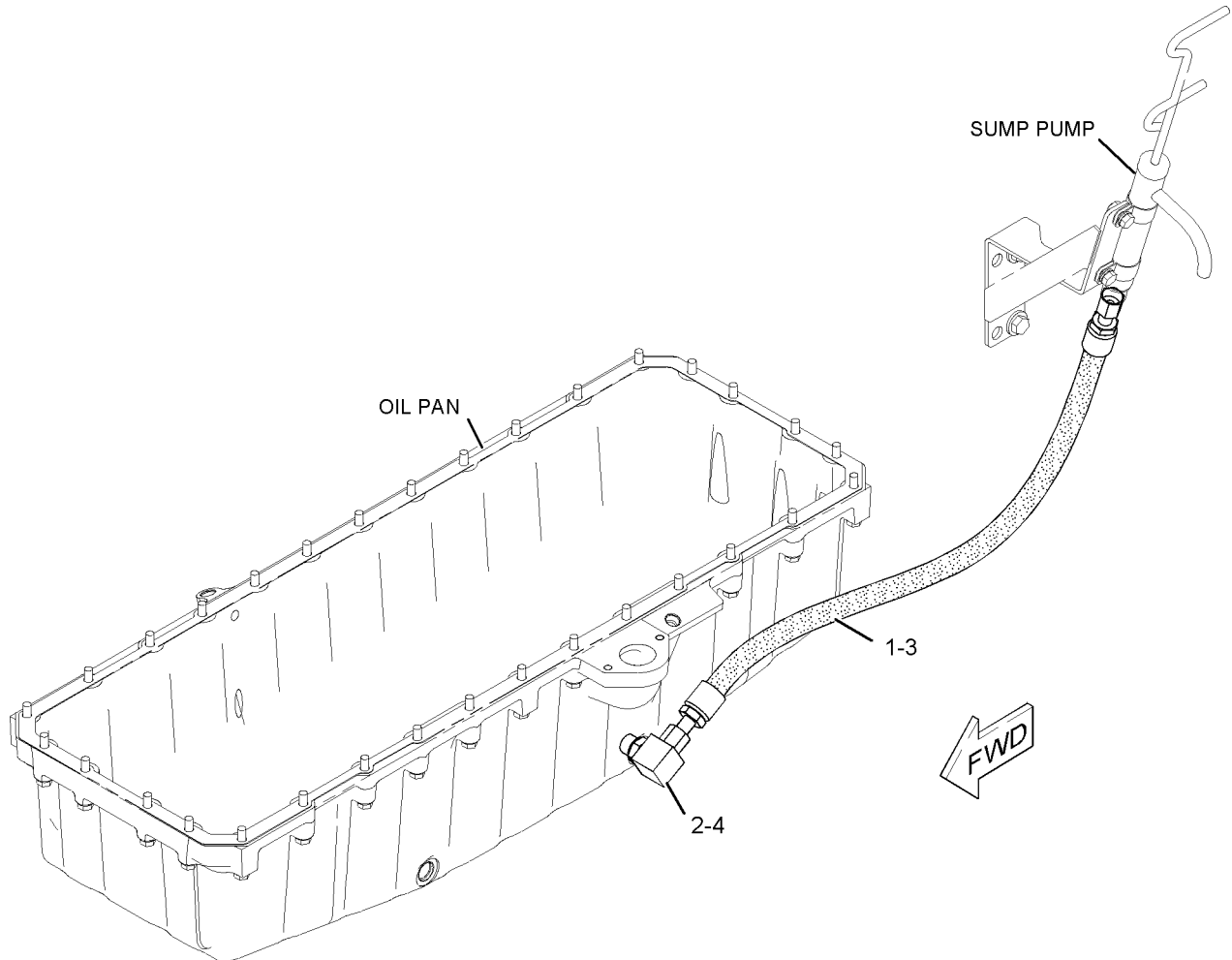
CANNOT BE USED WITH 208-0429-PAGE 90
AN ATTACHMENT

SMCS-1307

i01987306

NOTE	REF NO	GRAPHIC REF	PART NUMBER	QTY	PART NAME						SEE PAGE
					1	2	3	4	5	6 (PRODUCT LEVEL)	
I	1	1	208-9793	1	HOSE AS						
	2	1	3K-0360	1	SEAL-O-RING						
	3	1	6V-8397	1	SEAL-O-RING						
	4	1	6V-8723	1	ELBOW						

I-REFER TO HYDRAULIC INFORMATION SYSTEM



GRAPHIC #1

<END>

g01032821

LUBRICATION SYSTEM

208-0429 LINES GP-ENGINE OIL-RH

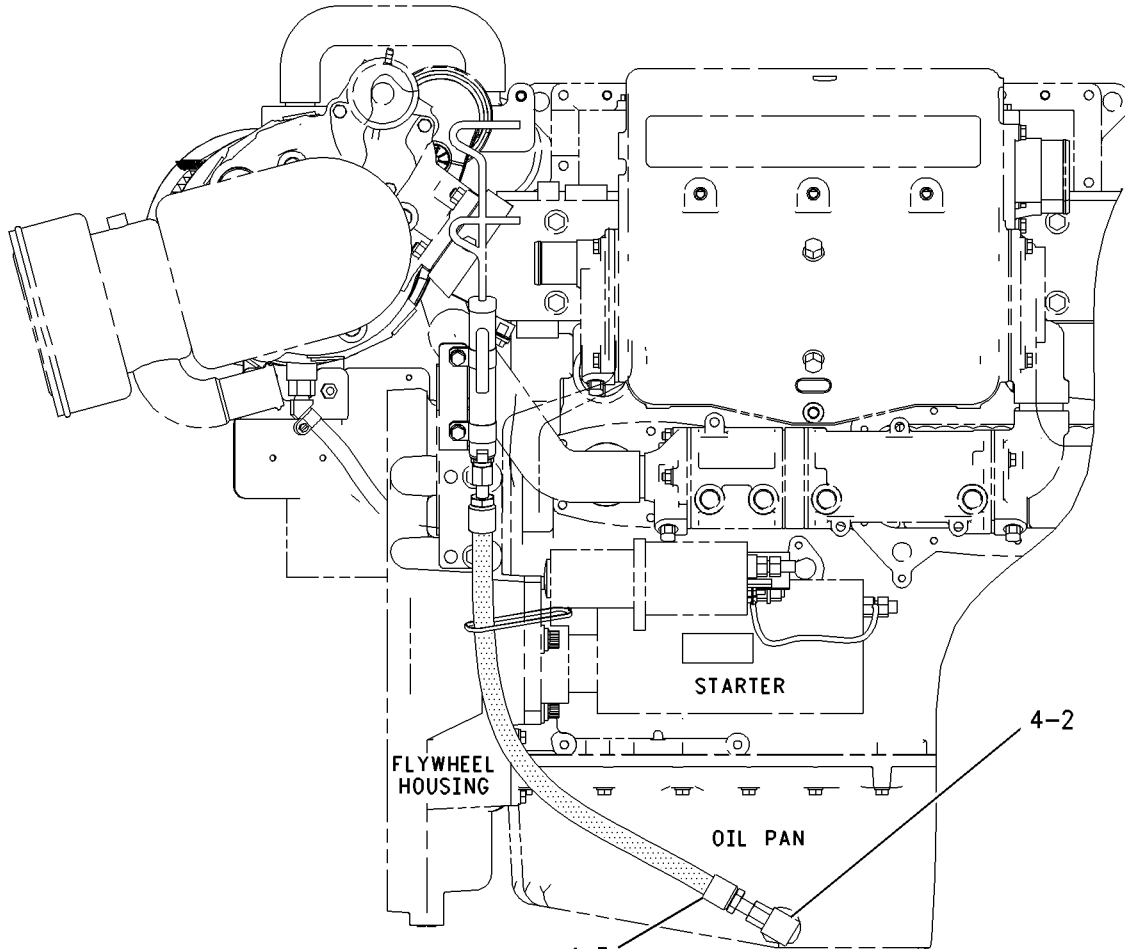
CANNOT BE USED WITH 199-6920-PAGE 89
AN ATTACHMENT

SMCS-1307

i01988002

NOTE	REF NO	GRAPHIC REF	PART NUMBER	QTY	PART NAME						SEE PAGE
					1	2	3	4	5	6 (PRODUCT LEVEL)	
I	1	1	208-9793	1	HOSE AS						
	2	1	3K-0360	1	SEAL-O-RING						
	3	1	6V-8397	1	SEAL-O-RING						
	4	1	6V-8723	1	ELBOW						

I-REFER TO HYDRAULIC INFORMATION SYSTEM



RIGHT SIDE VIEW

<END>

GRAPHIC #1

g00947485

LUBRICATION SYSTEM

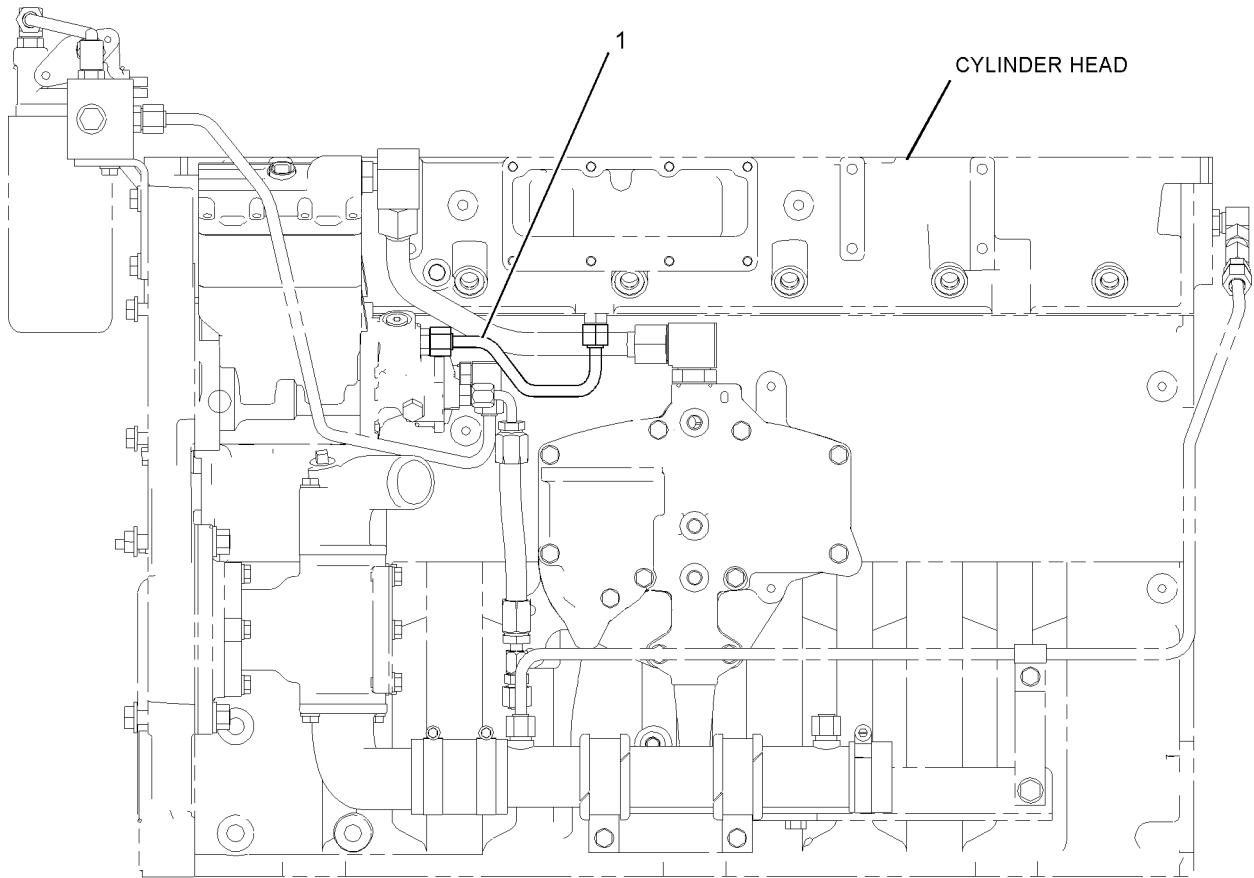
242-7031 LINES GP-ENGINE OIL

FOR USE WITH STANDARD HIGH PRESSURE HEUI OIL LINE. CANNOT BE USED WITH
242-7032-PAGE 92
AN ATTACHMENT

SMCS-1307

i01986314

NOTE	REF NO	GRAPHIC REF	PART NUMBER	QTY	PART NAME						SEE PAGE
					1	2	3	4	5	6 (PRODUCT LEVEL)	
	1	1	209-3171	1	TUBE AS						



LEFT SIDE VIEW
<END>

GRAPHIC #1

g01032800

LUBRICATION SYSTEM

242-7032 LINES GP-ENGINE OIL

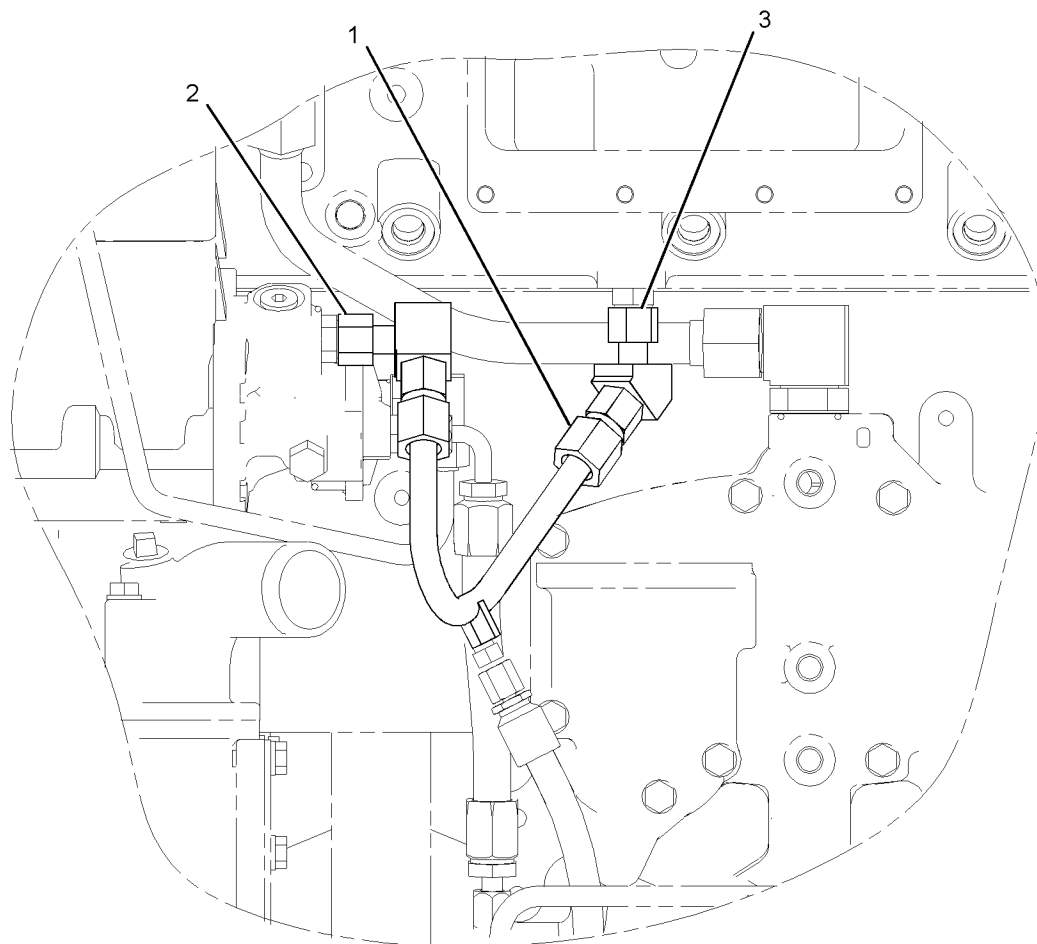
S/N: C9A1-614

FOR USE WITH 242-1761-PAGE 35, DUAL WALL HIGH PRESSURE HEUI OIL LINE. CANNOT
BE USED WITH 242-7031-PAGE 91
AN ATTACHMENT

SMCS-1307

i02218628

NOTE	REF NO	GRAPHIC REF	PART NUMBER	QTY	PART NAME						SEE PAGE
					1	2	3	4	5	6 (PRODUCT LEVEL)	
	1	1	241-6923	1	TUBE AS						
	2	1	148-8367	1	ELBOW AS (90 DEG)						
		1	6V-8397	1	SEAL-O-RING						
		1	6V-9850	1	ELBOW						
	3	1	148-8371	1	ELBOW AS (45 DEG)						
		1	6V-8397	1	SEAL-O-RING						
		1	8C-8988	1	ELBOW						



LEFT SIDE VIEW

<END>

GRAPHIC #1

g01119865

LUBRICATION SYSTEM

242-7032 LINES GP-ENGINE OIL

S/N: C9A615-666

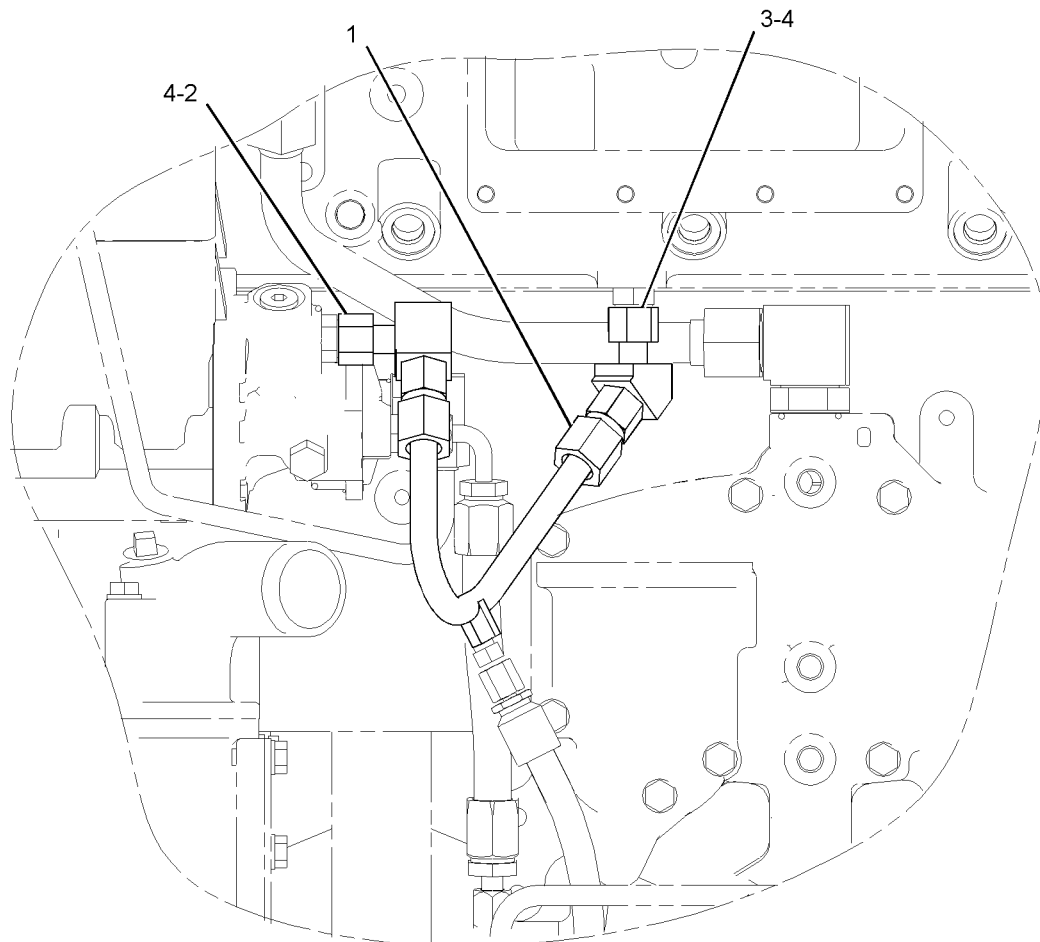
FOR USE WITH 242-1761-PAGE 35, DUAL WALL HIGH PRESSURE HEUI OIL LINE. CANNOT
BE USED WITH 242-7031-PAGE 91
AN ATTACHMENT

SMCS-1307

i02676852

NOTE	REF NO	GRAPHIC REF	PART NUMBER	QTY	PART NAME						SEE PAGE
					1	2	3	4	5	6 (PRODUCT LEVEL)	
	1	1	241-6923	1	TUBE AS						
C	2	1	6V-9850	1	ELBOW						
C	3	1	8C-8988	1	ELBOW						
C	4	1	221-3494	2	SEAL-O-RING						

C-CHANGE FROM PREVIOUS TYPE



LEFT SIDE VIEW

<END>

GRAPHIC #1

g01354266

LUBRICATION SYSTEM

242-7032 LINES GP-ENGINE OIL

S/N: C9A667-671

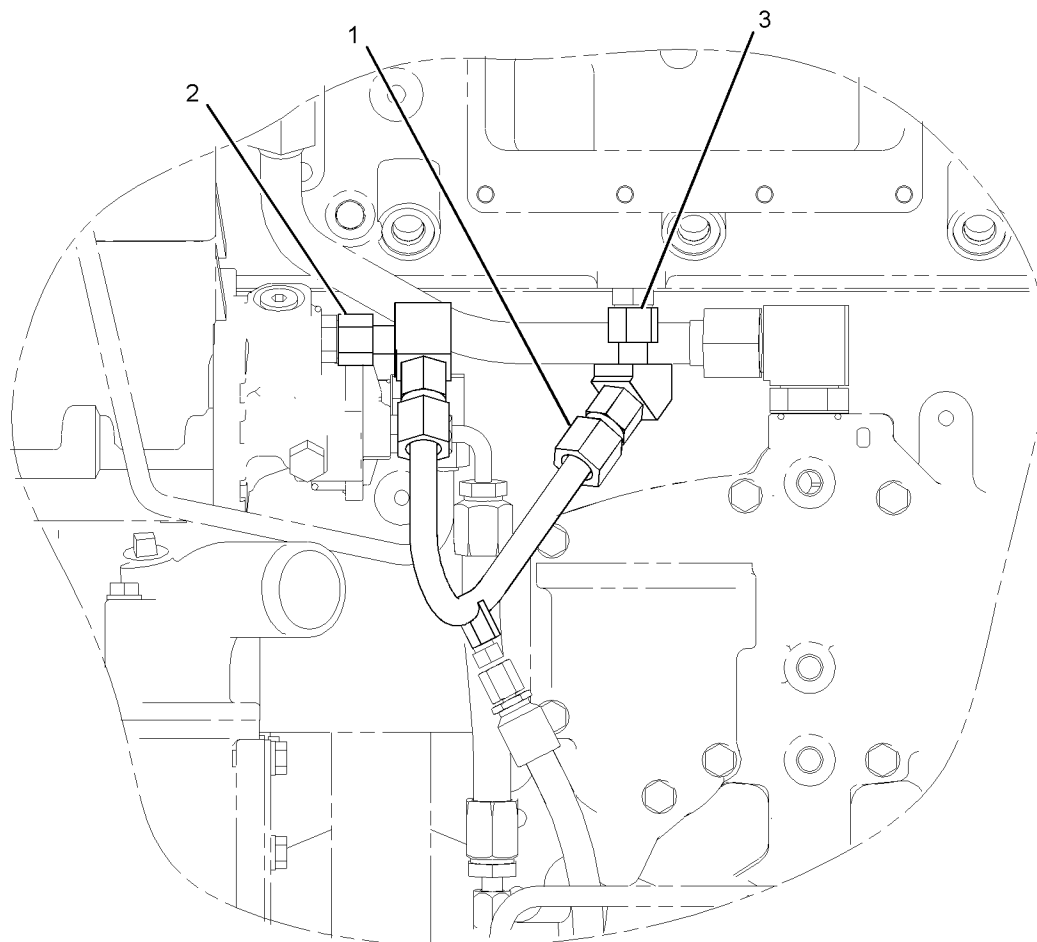
FOR USE WITH 242-1761-PAGE 35, DUAL WALL HIGH PRESSURE HEUI OIL LINE. CANNOT
BE USED WITH 242-7031-PAGE 91
AN ATTACHMENT

SMCS-1307

i02676854

NOTE	REF NO	GRAPHIC REF	PART NUMBER	QTY	PART NAME						SEE PAGE
					1	2	3	4	5	6 (PRODUCT LEVEL)	
	1	1	241-6923	1	TUBE AS						
C	2	1	148-8367	1	ELBOW AS						
		1	6V-8397	1	SEAL-O-RING						
		1	6V-9850	1	ELBOW						
C	3	1	148-8371	1	ELBOW AS						
		1	6V-8397	1	SEAL-O-RING						
		1	8C-8988	1	ELBOW						

C-CHANGE FROM PREVIOUS TYPE



LEFT SIDE VIEW

<END>

GRAPHIC #1

g01119865

LUBRICATION SYSTEM

242-7032 LINES GP-ENGINE OIL

S/N: C9A672-UP

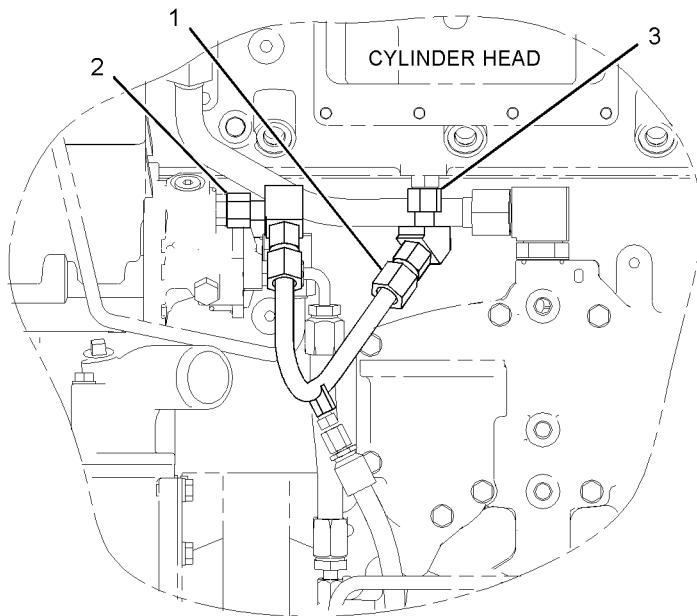
FOR USE WITH 242-1761-PAGE 35, DUAL WALL HIGH PRESSURE HEUI OIL LINE. CANNOT
BE USED WITH 242-7031-PAGE 91
AN ATTACHMENT

SMCS-1307

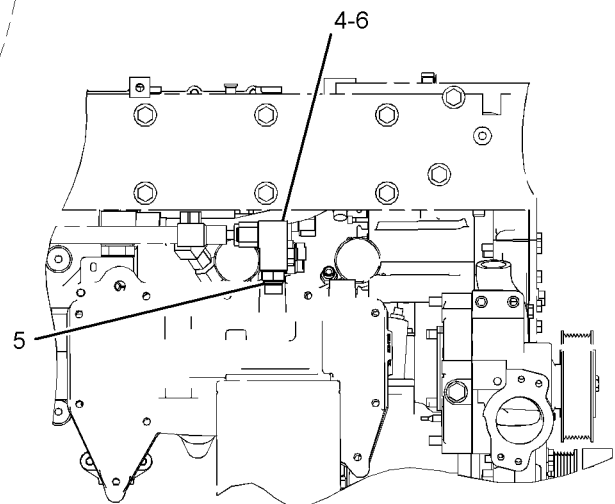
i03537243

NOTE	REF NO	GRAPHIC REF	PART NUMBER	QTY	PART NAME						SEE PAGE
					1	2	3	4	5	6 (PRODUCT LEVEL)	
	1	1	241-6923	1	TUBE AS						
C	2	1	297-7976	1	ELBOW AS						
		1	6V-9850	1	ELBOW (90-DEG)						
		1	228-7089	1	SEAL-O-RING						
C	3	1	297-7977	1	ELBOW AS						
		1	8C-8988	1	ELBOW (45-DEG)						
		1	228-7089	1	SEAL-O-RING						
	4	1	6V-8398	1	SEAL-O-RING						
	5	1	8L-2786	1	SEAL-O-RING						
	6	1	8T-1686	1	ELBOW						

C-CHANGE FROM PREVIOUS TYPE



LEFT SIDE VIEW OF ENGINE



RIGHT SIDE VIEW OF ENGINE

GRAPHIC #1

<END>

g01875374

LUBRICATION SYSTEM

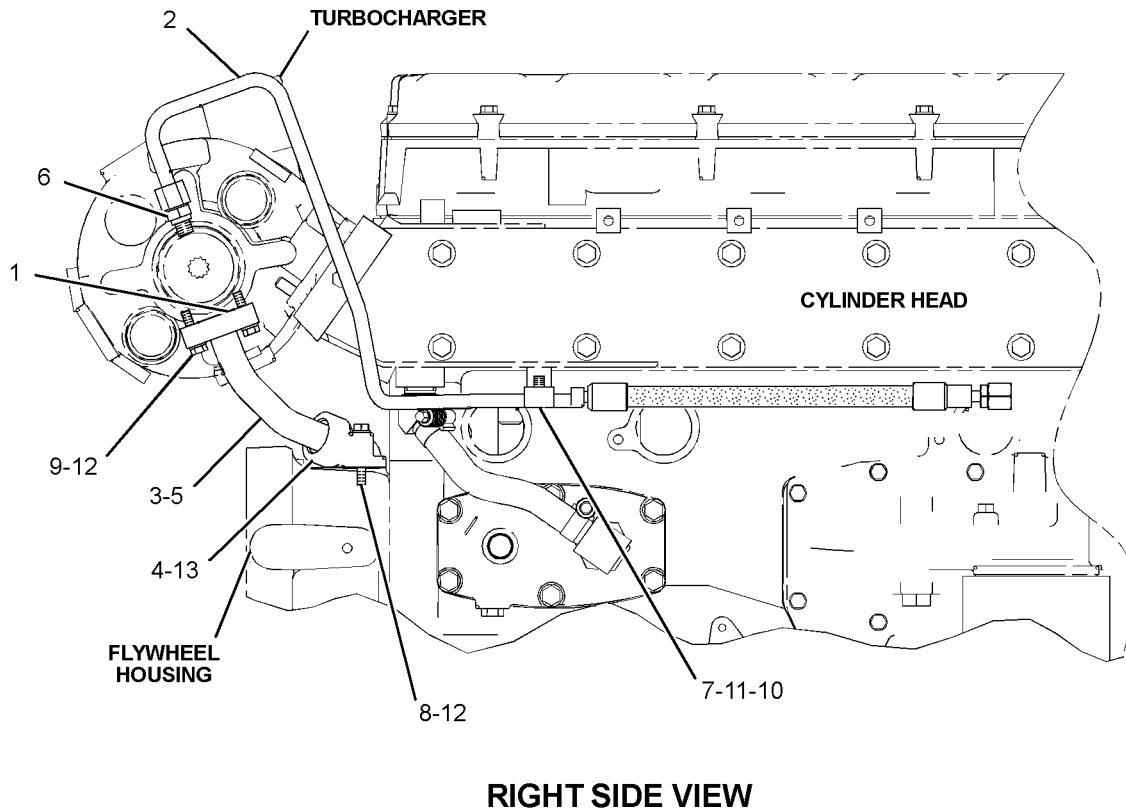
241-7783 LINES GP-TURBOCHARGER OIL

SMCS-1052, 1307

i03537317

NOTE	REF NO	GRAPHIC REF	PART NUMBER	QTY	PART NAME						SEE PAGE
					1	2	3	4	5	6 (PRODUCT LEVEL)	
	1	1	197-8419	1	GASKET						
	2	1	241-6936	1	TUBE AS						
	3	1	241-6937	1	TUBE AS						
	4	1	241-6938	1	ELBOW-DRAIN						
	5	1	114-2687	1	SEAL-O-RING						
	6	1	150-4043	1	CONNECTOR AS						
	7	1	5K-3294	1	CLIP						
M	8	1	6V-3918	2	BOLT (M8X1.25X50-MM)						
M	9	1	6V-5218	2	BOLT (M8X1.25X35-MM)						
	10	1	7X-7729	1	WASHER (11X25X3-MM THK)						
M	11	1	8T-4191	1	BOLT (M10X1.5X16-MM)						
	12	1	9M-1974	4	WASHER-HARD (8.8X16X2-MM THK)						
	13	1	9X-3979	1	SEAL-O-RING						

M-METRIC PART



GRAPHIC #1

<END>

g01865780

LUBRICATION SYSTEM

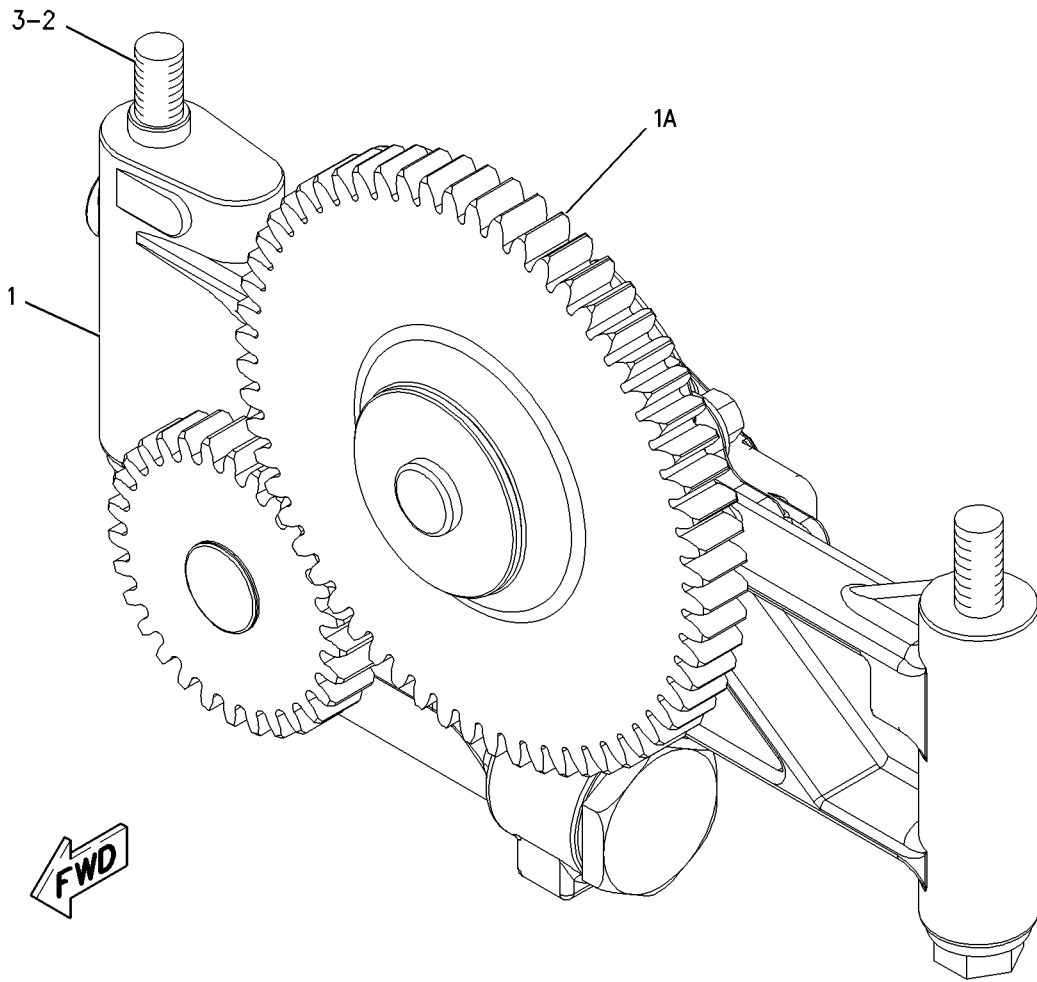
195-8098 PUMP GP-ENGINE OIL

SMCS-1304, 1315

i01836184

NOTE	REF NO	GRAPHIC REF	PART NUMBER	QTY	PART NAME						SEE PAGE
					1	2	3	4	5	6 (PRODUCT LEVEL)	
	1	1	211-0546	1	PUMP GP-ENGINE OIL						
		1	210-5522	1	PUMP AS-ENGINE OIL						
	1A	1	221-0144	1	GEAR AS (60 TEETH)						
M	2	1	6V-1819	2	BOLT (M10X1.50X100MM)						
	3	1	6V-5839	2	WASHER (11X21X2.5MM THK)						

M-METRIC PART



GRAPHIC #1

<END>

g00909910

LUBRICATION SYSTEM

199-6916 PUMP GP-SUMP-ENGINE OIL

LH

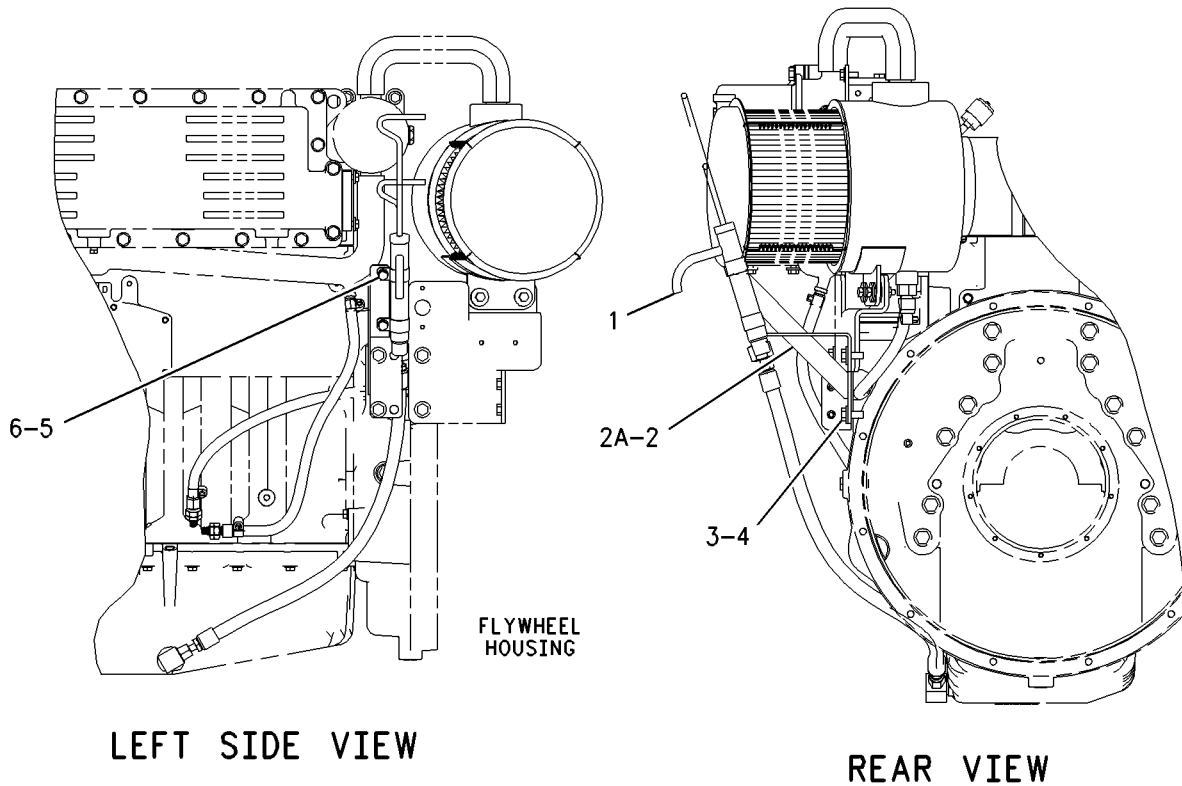
FOR USE WITH SAE NO. 1 FLYWHEEL HOUSING. CANNOT BE USED WITH
208-0425-PAGE 99
AN ATTACHMENT

SMCS-1324

i02857577

NOTE	REF NO	GRAPHIC REF	PART NUMBER	QTY	PART NAME						SEE PAGE
					1	2	3	4	5	6 (PRODUCT LEVEL)	
	1	1	317-3347	1	PUMP GP-SUMP (ENGINE OIL)						
	2	1	208-0428	1	BRACKET AS						
M	2A	1	8T-3612	2	NUT-WELD (M8X1.25-THD)						
	3	1	3E-4353	2	WASHER-HARD (11X25X3-MM THK)						
M	4	1	6V-4248	2	BOLT (M10X1.5X25-MM)						
M	5	1	8T-4189	2	BOLT (M8X1.25X20-MM)						
	6	1	8T-4224	2	WASHER-HARD (8.8X16X2-MM THK)						

M-METRIC PART



GRAPHIC #1

<END>

g00946533

LUBRICATION SYSTEM

208-0425 PUMP GP-SUMP-ENGINE OIL

RH

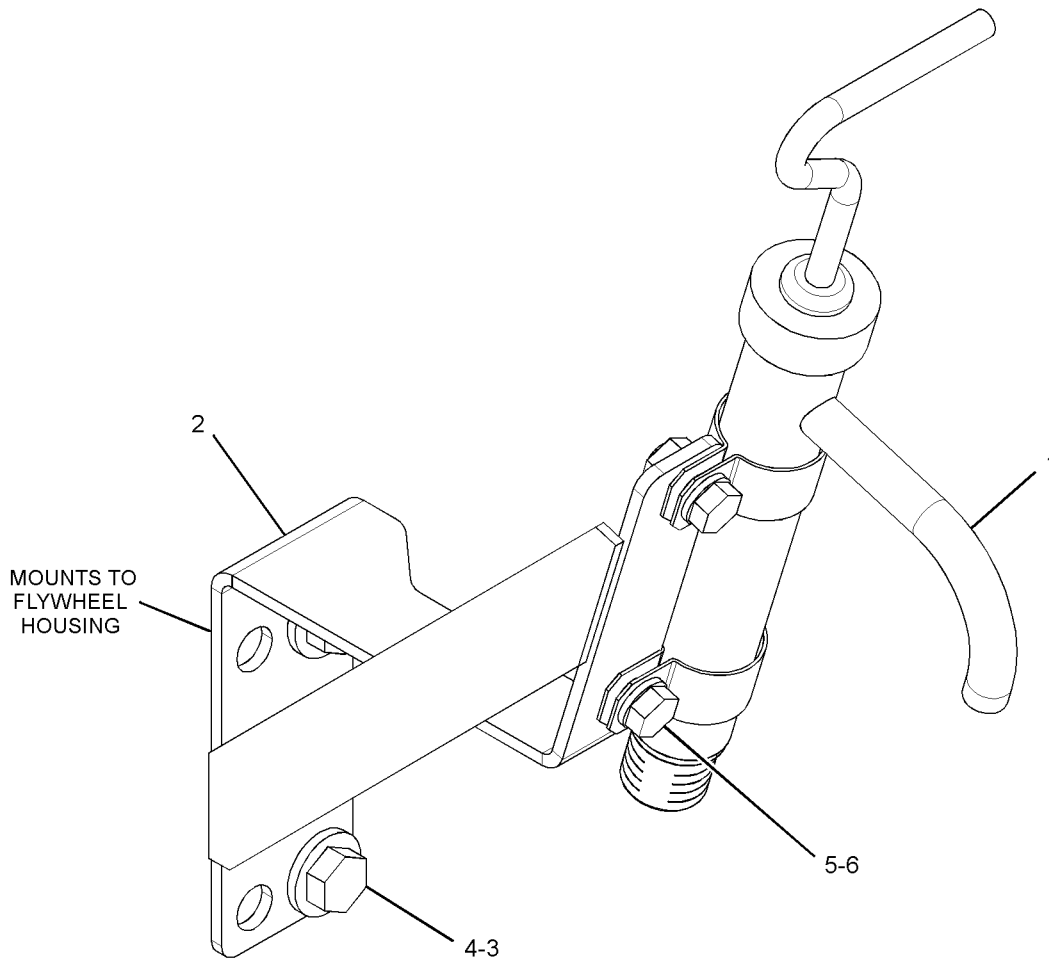
FOR USE WITH SAE NO. 1 FLYWHEEL HOUSING. CANNOT BE USED WITH
199-6916-PAGE 98
AN ATTACHMENT

SMCS-1324

i02857591

NOTE	REF NO	GRAPHIC REF	PART NUMBER	QTY	PART NAME						SEE PAGE
					1	2	3	4	5	6 (PRODUCT LEVEL)	
	1	1	317-3347	1	PUMP GP-SUMP (ENGINE OIL)						
	2	1	208-0428	1	BRACKET AS						
M		1	8T-3612	2	NUT-WELD (M8X1.25-THD)						
	3	1	3E-4353	2	WASHER-HARD (11X25X3-MM THK)						
M	4	1	6V-4248	2	BOLT (M10X1.5X25-MM)						
M	5	1	8T-4189	2	BOLT (M8X1.25X20-MM)						
	6	1	8T-4224	2	WASHER-HARD (8.8X16X2-MM THK)						

M-METRIC PART



GRAPHIC #1

<END>

g01442929

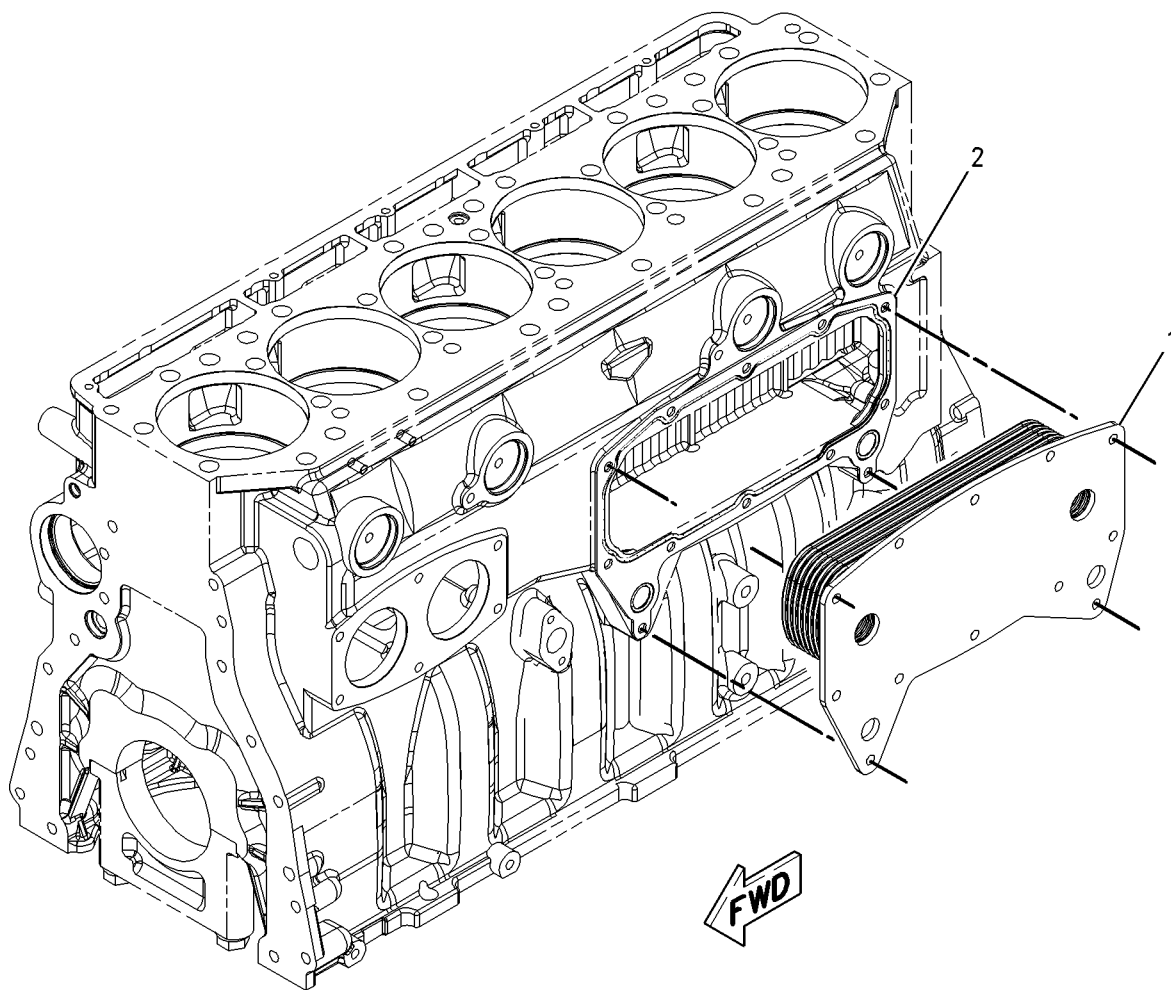
COOLING SYSTEM

188-3826 COOLER GP-ENGINE OIL

SMCS-1378

i02851832

NOTE	REF NO	GRAPHIC REF	PART NUMBER	QTY	PART NAME						SEE PAGE
					1	2	3	4	5	6 (PRODUCT LEVEL)	
	1	1	293-9367	1	CORE AS-OIL COOLER (ENGINE)						
	2	1	209-7293	1	GASKET						



GRAPHIC #1

<END>

g00837749

COOLING SYSTEM

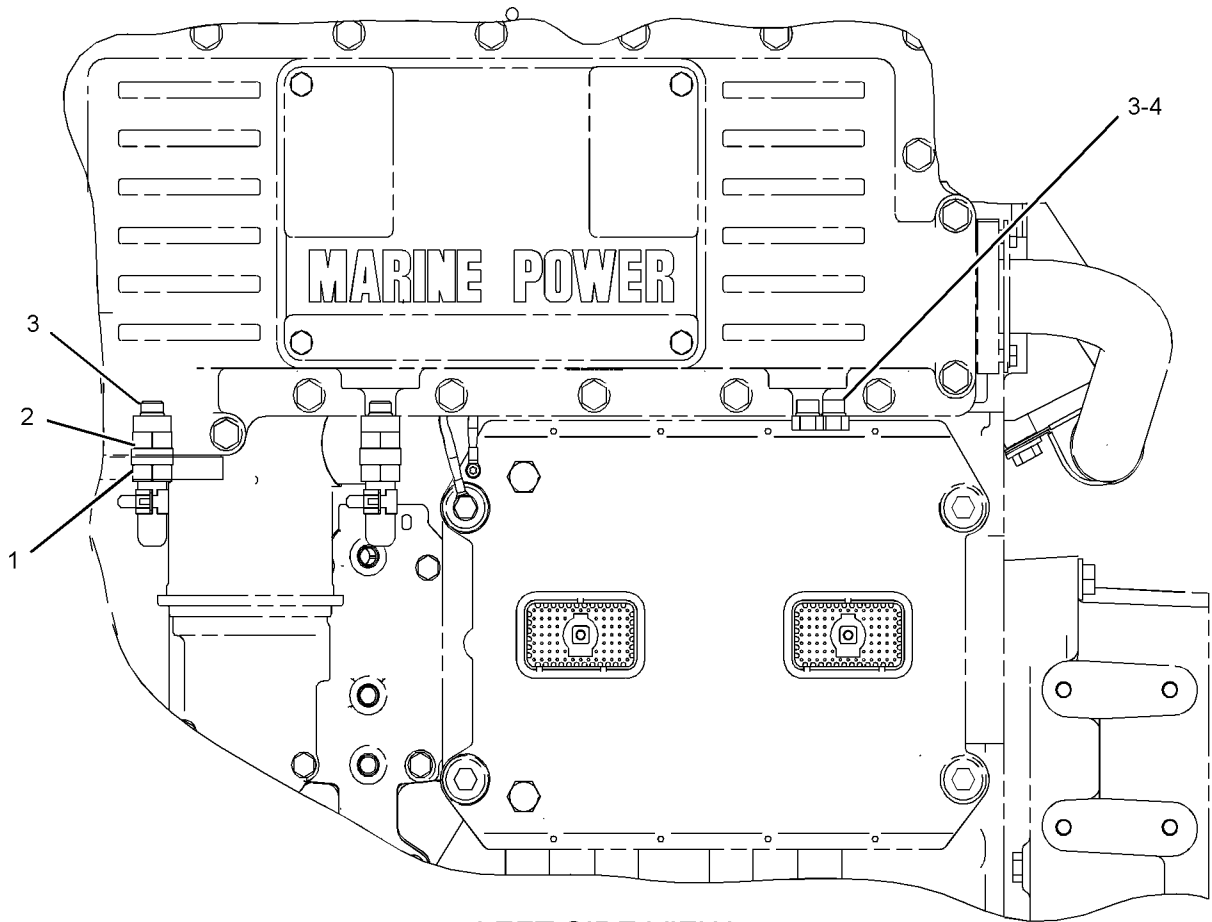
222-1232 DRAIN GP-COOLANT-AFTERCOOLER

FOR USE WITH FRONT DOWN ENGINE INSTALLATIONS, 222-1829-PAGE 103. CANNOT BE
USED WITH 222-1830-PAGE 104
AN ATTACHMENT

SMCS-1380, 1395

i02128165

NOTE	REF NO	GRAPHIC REF	PART NUMBER	QTY	PART NAME						SEE PAGE
					1	2	3	4	5	6 (PRODUCT LEVEL)	
	1	1	108-1478	2	VALVE GP (AFTERCOOLER COOLANT DRAIN)						
	2	1	221-8234	2	ADAPTER						
	3	1	3J-1907	4	SEAL-O-RING						
	4	1	6V-0431	2	PLUG						



LEFT SIDE VIEW
<END>

GRAPHIC #1

g01083412

COOLING SYSTEM

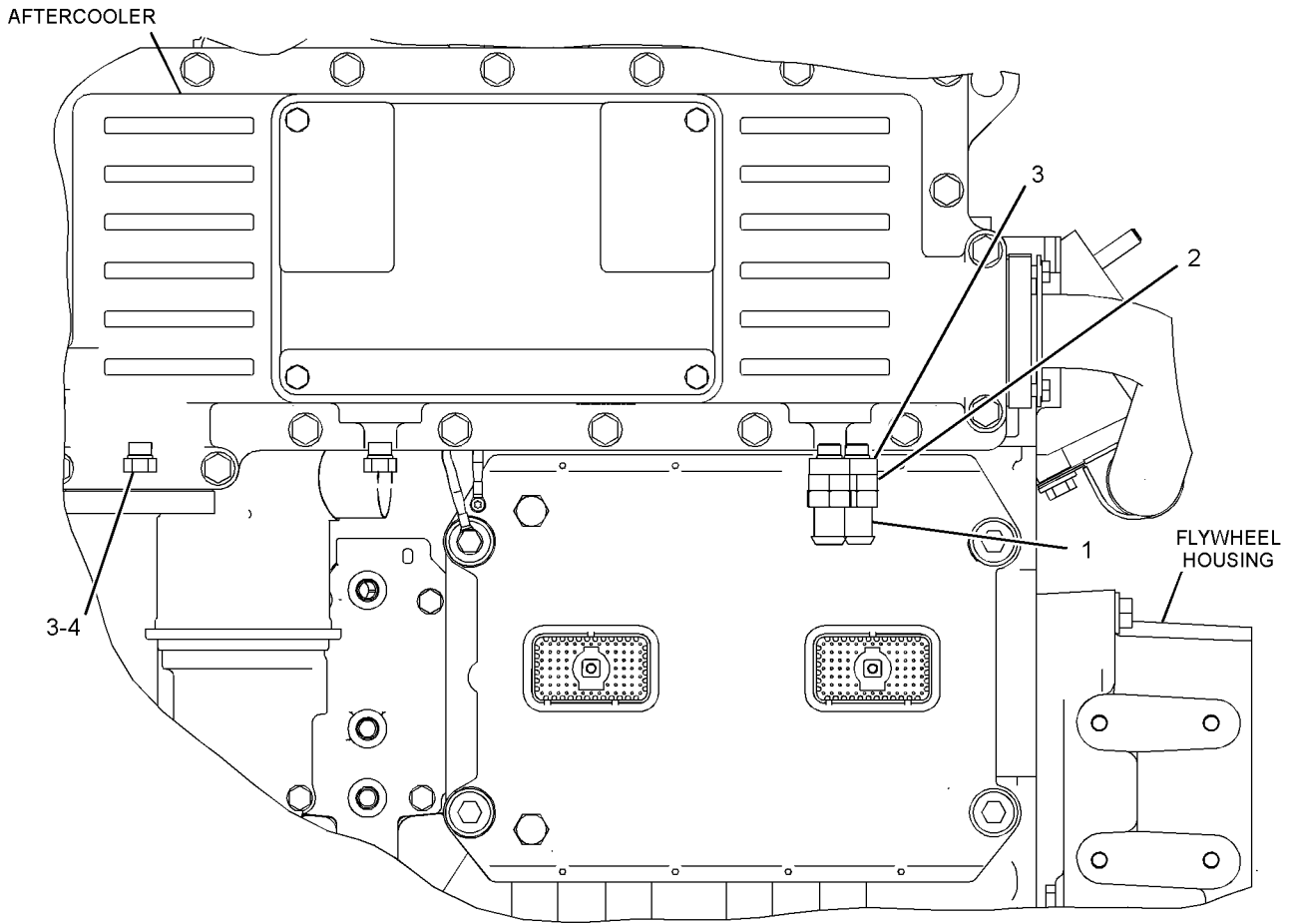
222-1236 DRAIN GP-COOLANT-AFTERCOOLER

FOR USE WITH REAR DOWN ENGINE INSTALLATION, 222-1830-PAGE 104. CANNOT BE
USED WITH 222-1829-PAGE 103
AN ATTACHMENT

SMCS-1380, 1395

i02830182

NOTE	REF NO	GRAPHIC REF	PART NUMBER	QTY	PART NAME						SEE PAGE
					1	2	3	4	5	6 (PRODUCT LEVEL)	
	1	1	108-1478	2	VALVE GP (AFTERCOOLER COOLANT DRAIN)						
	2	1	221-8234	2	ADAPTER						
	3	1	3J-1907	4	SEAL-O-RING						
	4	1	6V-0431	2	PLUG						



LEFT SIDE VIEW

<END>

GRAPHIC #1

g01411202

COOLING SYSTEM

222-1829 DRAIN GP-COOLANT-AFTERCOOLER

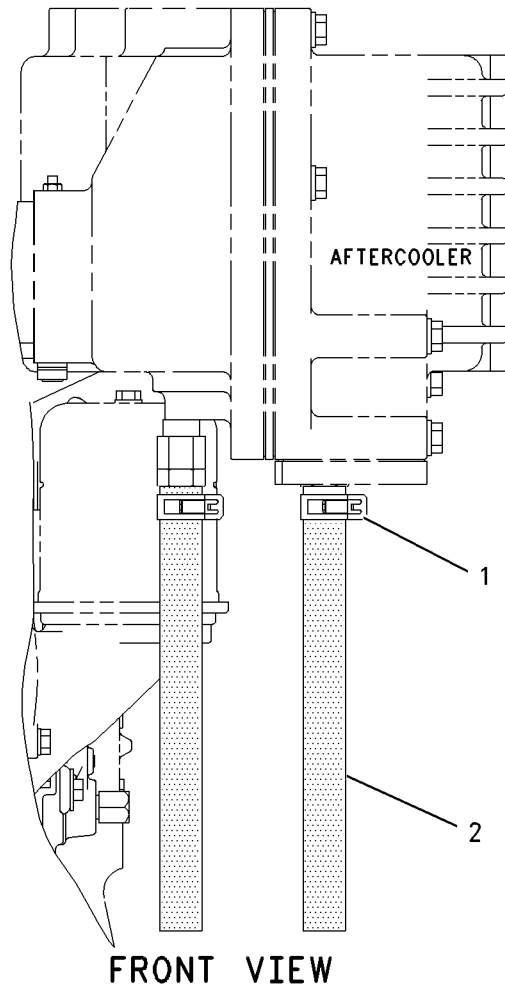
FOR USE WITH FRONT DOWN ENGINE INSTALLATION, 222-1232-PAGE 101. CANNOT BE
USED WITH 222-1236-PAGE 102
AN ATTACHMENT

SMCS-1380, 1395

i02538192

NOTE	REF NO	GRAPHIC REF	PART NUMBER	QTY	PART NAME						SEE PAGE
					1	2	3	4	5	6 (PRODUCT LEVEL)	
	1	1	5D-1026	2	CLAMP-HOSE						
E	2	1	5P-0767		HOSE (27-CM EACH)						

E-ORDER BY THE CENTIMETER



GRAPHIC #1

<END>

g00947404

COOLING SYSTEM

222-1830 DRAIN GP-COOLANT-AFTERCOOLER

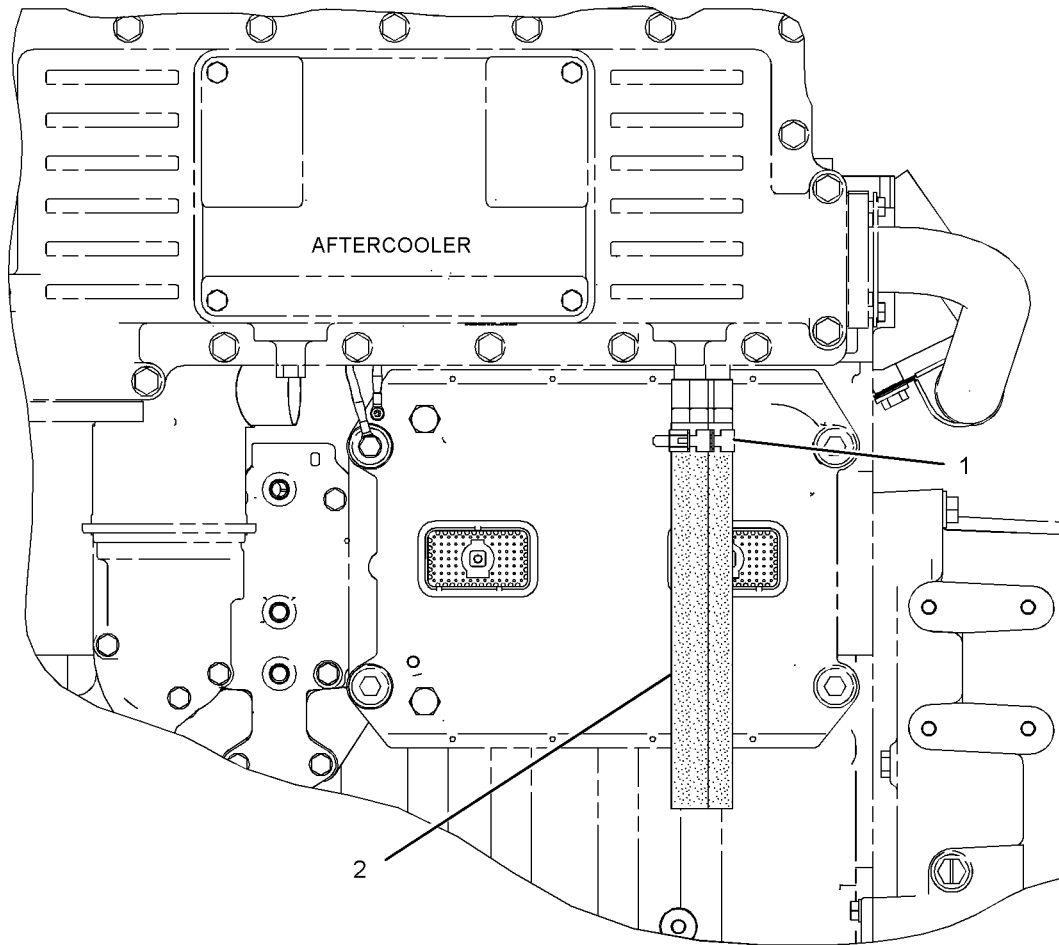
FOR USE WITH REAR DOWN ENGINE INSTALLATION, 222-1236-PAGE 102. CANNOT BE
USED WITH 222-1232-PAGE 101
AN ATTACHMENT

SMCS-1380, 1395

i02538202

NOTE	REF NO	GRAPHIC REF	PART NUMBER	QTY	PART NAME						SEE PAGE
					1	2	3	4	5	6 (PRODUCT LEVEL)	
	1	1	5D-1026	2	CLAMP-HOSE						
E	2	1	5P-0767		HOSE (27-CM EACH)						

E-ORDER BY THE CENTIMETER



LEFT SIDE VIEW

<END>

GRAPHIC #1

g01036103

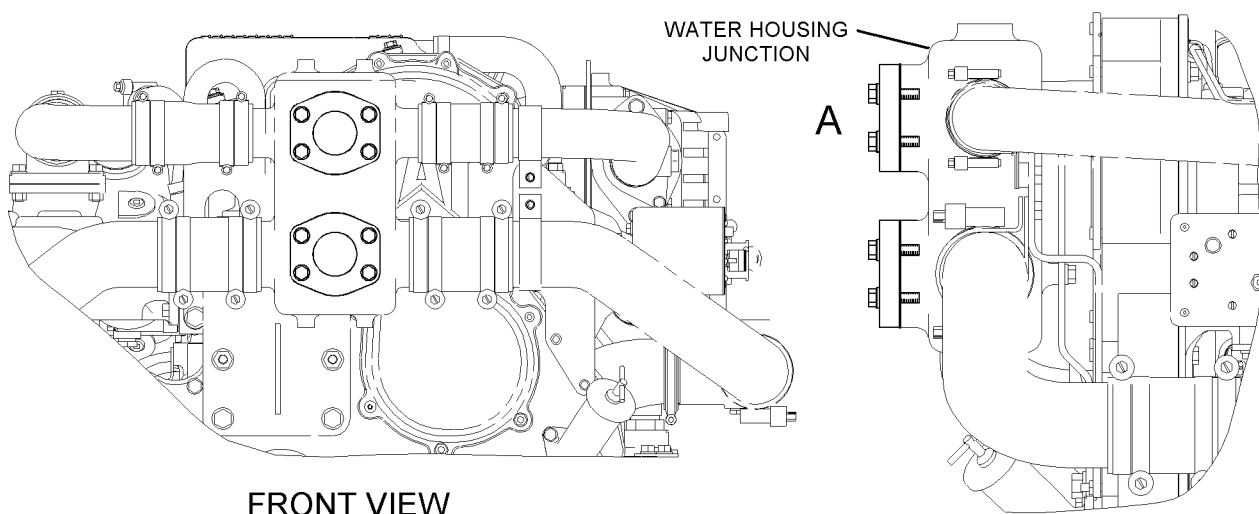
COOLING SYSTEM

240-9045 FLANGE GP-COOLANT LINES FOR USE WITH C9 KEEL COOLED GEN SET PACKAGES AND GEN SET ENGINES AN ATTACHMENT

SMCS-1380

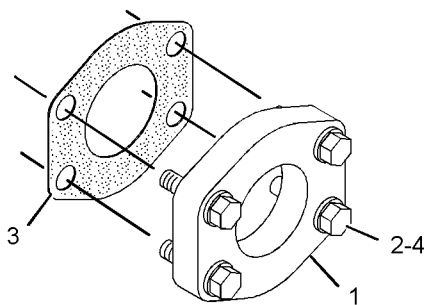
i02513674

NOTE	REF NO	GRAPHIC REF	PART NUMBER	QTY	PART NAME						SEE PAGE
					1	2	3	4	5	6 (PRODUCT LEVEL)	
	1	1	243-0492	2	FLANGE						
	2	1	1A-9579	8	BOLT (5/16-18X1.5-IN)						
	3	1	252-9284	2	GASKET						
	4	1	9M-1974	8	WASHER-HARD (8.8X16X2-MM THK)						



FRONT VIEW

LEFT SIDE VIEW



ISOMETRIC VIEW
OF AREA A
<END>

GRAPHIC #1

g01028698

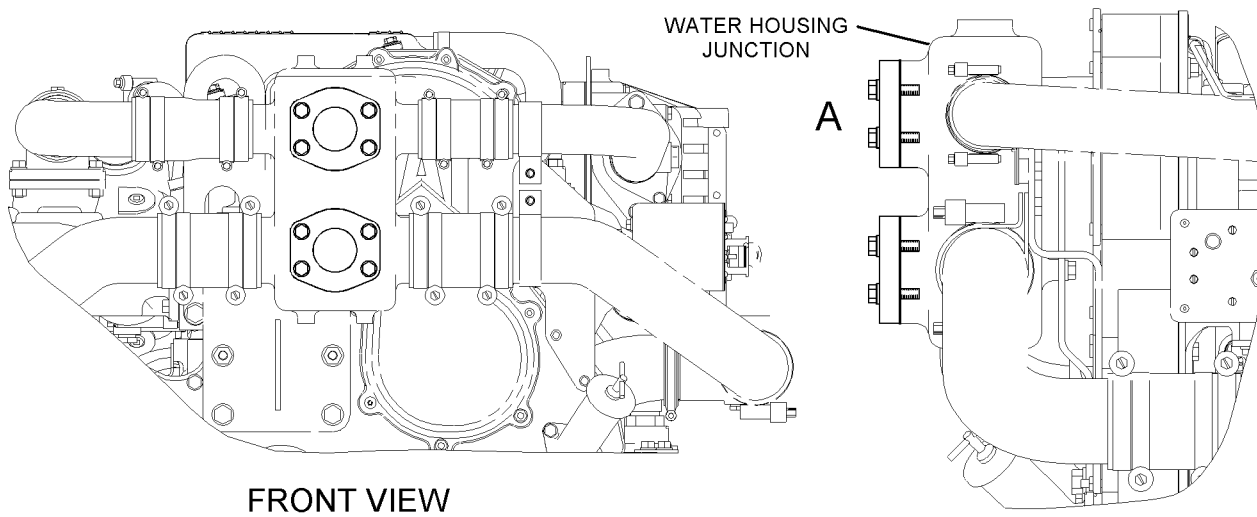
COOLING SYSTEM

240-9048 FLANGE GP-COOLANT LINES-THREADED FOR USE WITH C9 KEEL COOLED GEN SET PACKAGES AND GEN SET ENGINES AN ATTACHMENT

SMCS-1380

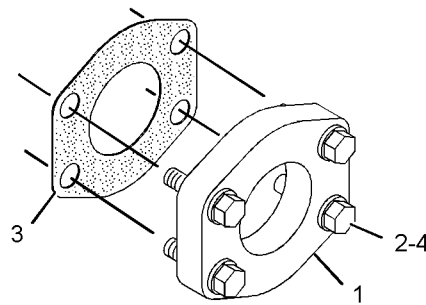
i02846874

NOTE	REF NO	GRAPHIC REF	PART NUMBER	QTY	PART NAME						SEE PAGE
					1	2	3	4	5	6 (PRODUCT LEVEL)	
	1	1	240-9050	2	FLANGE - THREADED						
	2	1	1A-9579	8	BOLT (5/16-18X1.5-IN)						
	3	1	252-9284	2	GASKET						
	4	1	9M-1974	8	WASHER-HARD (8.8X16X2-MM THK)						



FRONT VIEW

LEFT SIDE VIEW



ISOMETRIC VIEW
OF AREA A
<END>

GRAPHIC #1

g01028698

COOLING SYSTEM

192-2134 HEAT EXCHANGER GP-SEA WATER

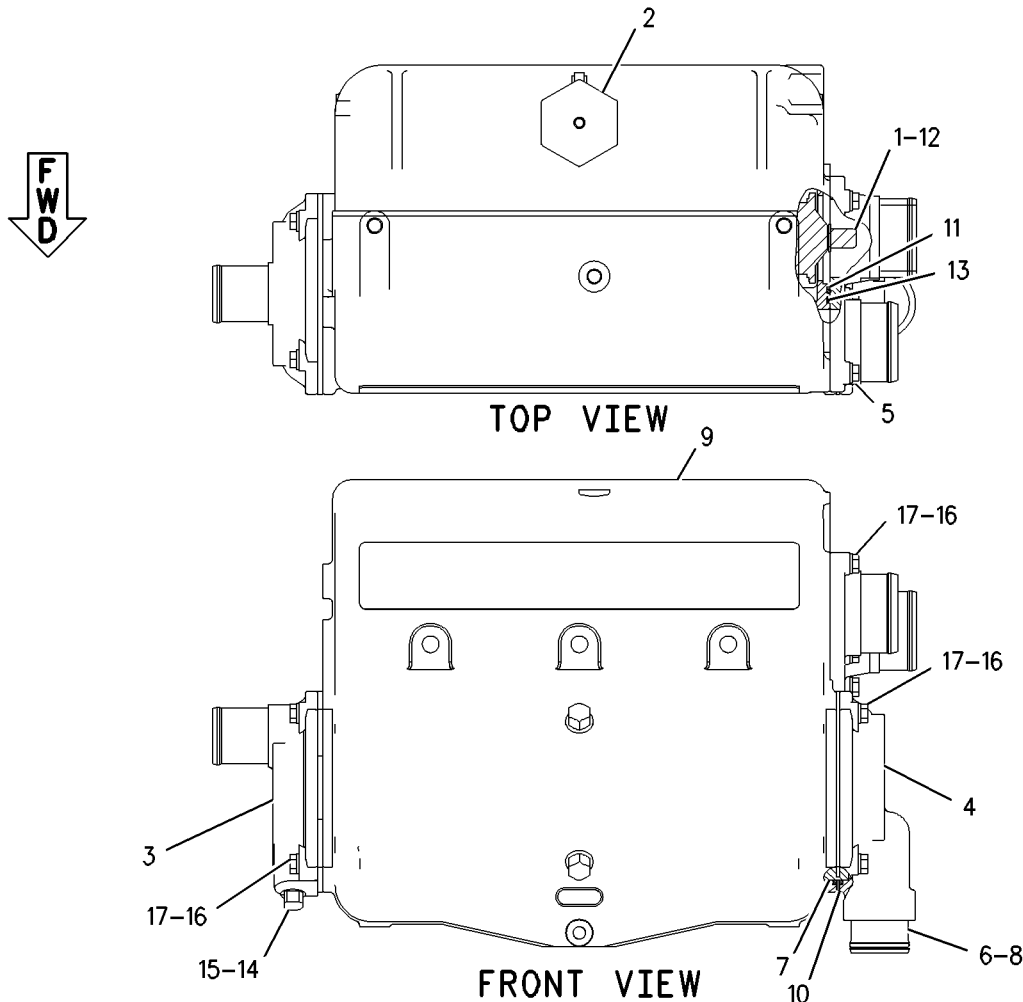
PART OF 197-5988 HEAT EXCHANGER GP-SEA WATER
AN ATTACHMENT

SMCS-1379

i02897167

NOTE	REF NO	GRAPHIC REF	PART NUMBER	QTY	PART NAME						SEE PAGE
					1	2	3	4	5	6 (PRODUCT LEVEL)	
	1	1	7C-3095	1	REGULATOR-TEMPERATURE (98-DEG C)						
	2	1	125-5274	1	CAP-RADIATOR (SEA WATER HEAT EXCHANGER)						
	3	1	192-1414	1	BONNET-INLET						
	4	1	192-1415	1	BONNET-OUTLET						
	5	1	192-2191	1	COVER						
	6	1	198-8273	1	COUPLING						
	7	1	202-6494	1	CORE AS (SEA WATER HEAT EXCHANGER)						
	8	1	099-0187	2	SEAL-O-RING						
	9	1	173-1789	1	HOUSING						
	10	1	2D-8009	4	SEAL-O-RING						
	11	1	2H-3931	1	SEAL-O-RING (TEMPERATURE REGULATOR HOUSING)						
	12	1	3S-9643	1	SEAL-LIP TYPE (WATER TEMPERATURE REGULATOR)						
	13	1	5B-4399	1	SEAL-O-RING						
	14	1	5B-9169	1	PLUG-DRAIN (SEA WATER HEAT EXCHANGER)						
	15	1	5B-9651	1	PLUG-ZINC (SEA WATER HEAT EXCHANGER)						
M	16	1	7X-2537	12	BOLT (M8X1.25X35-MM)						
	17	1	8T-4224	12	WASHER-HARD (8.8X16X2-MM THK)						

M-METRIC PART



GRAPHIC #1

<END>

g00947548

COOLING SYSTEM

197-5988 HEAT EXCHANGER GP-SEA WATER AN ATTACHMENT

SMCS-1379

i02856195

NOTE	REF NO	GRAPHIC REF	PART NUMBER	QTY	PART NAME						SEE PAGE
					1	2	3	4	5	6 (PRODUCT LEVEL)	
M	1	1	8T-6685	2	BOLT (M10X1.5X110-MM)						
Y	2	1	192-2134	1	HEAT EXCHANGER GP-SEA WATER						107
	3	1	196-4401	1	BRACKET						
M	4	1	8T-6854	3	BOLT (M10X1.5X200-MM)						
	5	1	<i>148-8409</i>	1	PLUG AS						
	5A	1	3D-2824	1	SEAL-O-RING						
		1	9S-8008	1	PLUG-O-RING						
	6	1	3E-4353	3	WASHER-HARD (11X25X3-MM THK)						
	7	1	<i>155-3624</i>	1	PLUG AS						
	7A	1	3J-7354	1	SEAL-O-RING						
		1	9S-4182	1	PLUG-O-RING						
	8	1	7X-7729	2	WASHER (11X25X3-MM THK)						
M	9	1	8T-4186	2	BOLT (M10X1.5X40-MM)						

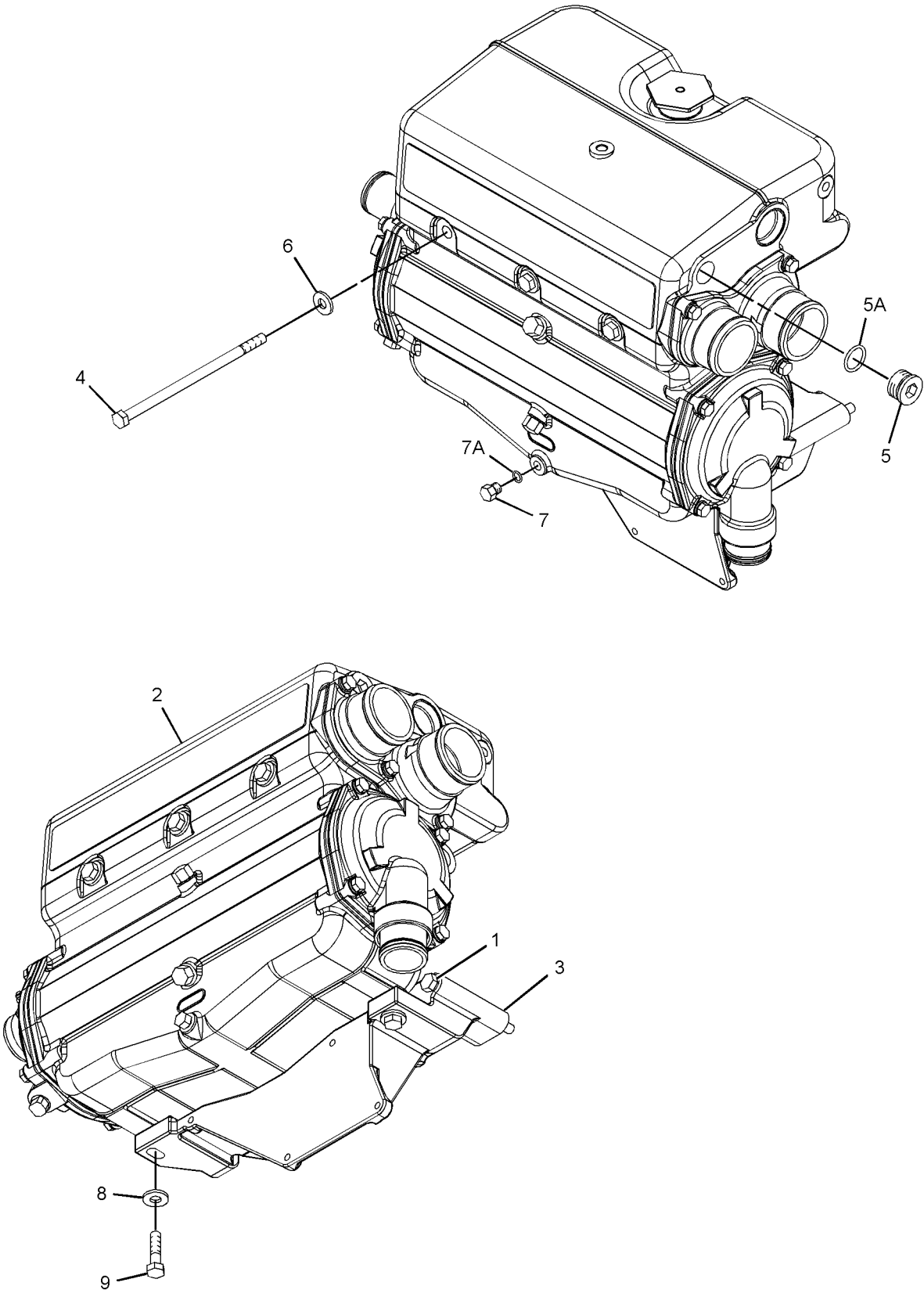
M-METRIC PART

Y-SEPARATE ILLUSTRATION

COOLING SYSTEM

197-5988 HEAT EXCHANGER GP-SEA WATER (contd.)

i02856195



GRAPHIC #1

<END>

g01634813

COOLING SYSTEM

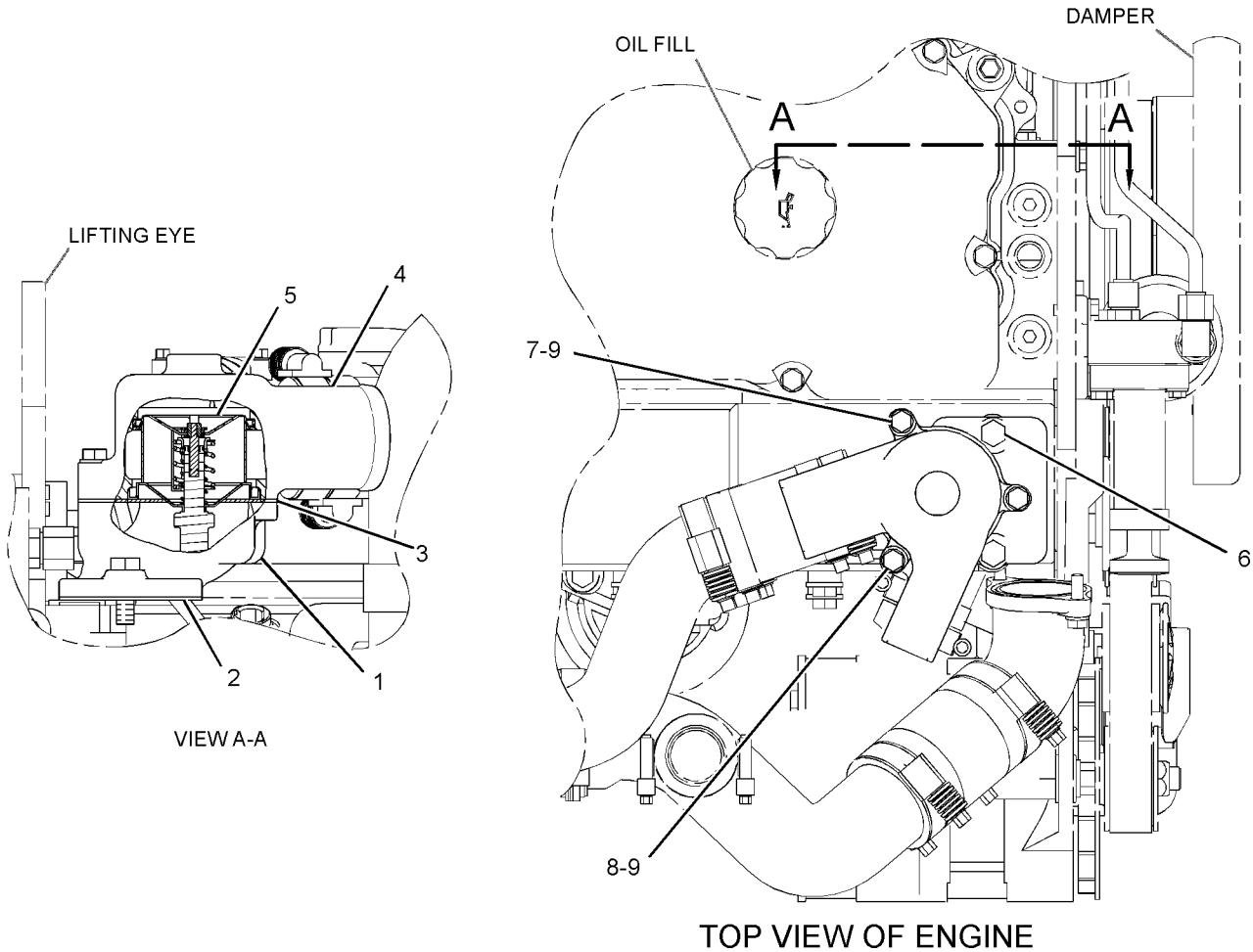
306-6876 HOUSING & REGULATOR GP AN ATTACHMENT

SMCS-1355, 1393

i03600201

NOTE	REF NO	GRAPHIC REF	PART NUMBER	QTY	PART NAME						SEE PAGE
					1	2	3	4	5	6 (PRODUCT LEVEL)	
	1	1	245-7419	1	BASE						
	2	1	245-7420	1	GASKET (TEMPERATURE REGULATOR)						
	3	1	245-7421	1	GASKET (TEMPERATURE REGULATOR)						
	4	1	245-8221	1	HOUSING AS						
		1	3S-9643	1	SEAL-LIP TYPE (WATER TEMPERATURE REGULATOR)						
	5	1	247-7133	1	REGULATOR-WATER TEMPERATURE (98-DEG C)						
M	6	1	6V-1820	2	BOLT (M10X1.5X30-MM)						
M	7	1	6V-5218	2	BOLT (M8X1.25X35-MM)						
M	8	1	8T-0100	1	BOLT (M8X1.25X60-MM)						
	9	1	9M-1974	3	WASHER-HARD (8.8X16X2-MM THK)						

M-METRIC PART



GRAPHIC #1

<END>

g01390078

COOLING SYSTEM

241-8242 LINES GP-AUXILIARY SEA WATER

FOR USE WITH 197-5988-PAGE 108

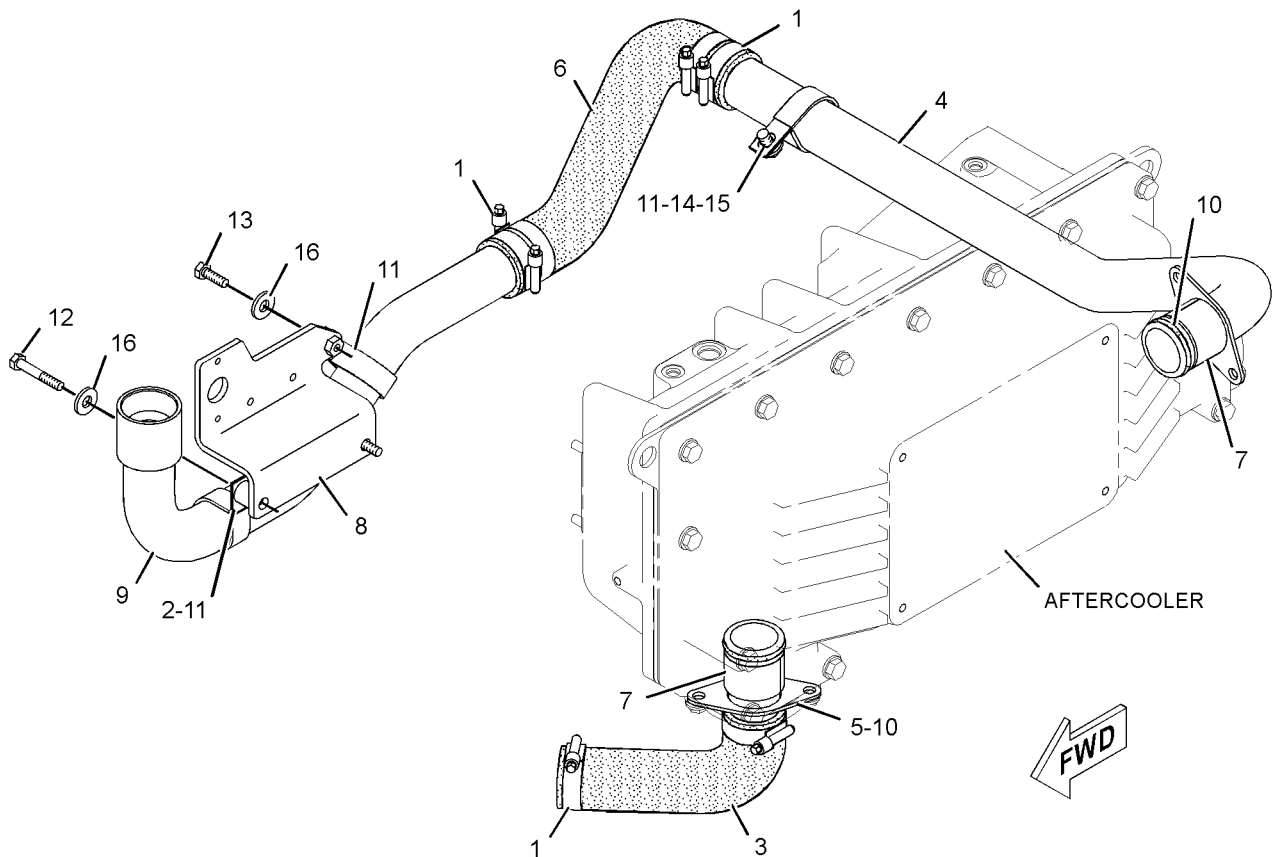
AN ATTACHMENT

SMCS-1380, 3319

i02338156

NOTE	REF NO	GRAPHIC REF	PART NUMBER	QTY	PART NAME						SEE PAGE
					1	2	3	4	5	6 (PRODUCT LEVEL)	
	1	1	8T-6703	6	CLAMP-HOSE						
	2	1	9N-4685	1	BLOCK						
	3	1	173-1819	1	HOSE						
	4	1	192-2190	1	TUBE AS						
	5	1	194-5347	1	TUBE AS						
	6	1	194-8510	1	HOSE						
	7	1	196-1387	2	SLEEVE						
	8	1	241-6934	1	BRACKET AS						
M		1	8T-3612	1	NUT-WELD (M8X1.25-THD)						
	9	1	241-6935	1	TUBE AS						
	10	1	4F-8824	2	SEAL-O-RING						
	11	1	5P-2369	3	CLIP						
M	12	1	6V-3918	1	BOLT (M8X1.25X50-MM)						
M	13	1	6V-3940	2	BOLT (M8X1.25X25-MM)						
	14	1	7X-7729	2	WASHER (11X25X3-MM THK)						
M	15	1	8T-4191	1	BOLT (M10X1.5X16-MM)						
	16	1	3E-4352	2	WASHER-HARD (8.8X20.5X2.5-MM THK)						

M-METRIC PART



GRAPHIC #1

<END>

g01167086

COOLING SYSTEM

241-9811 LINES GP-WATER-HEAT EXCHANGER

FOR USE WITH 197-5988-PAGE 108

AN ATTACHMENT

SMCS-1355, 1380, 1393

i03537343

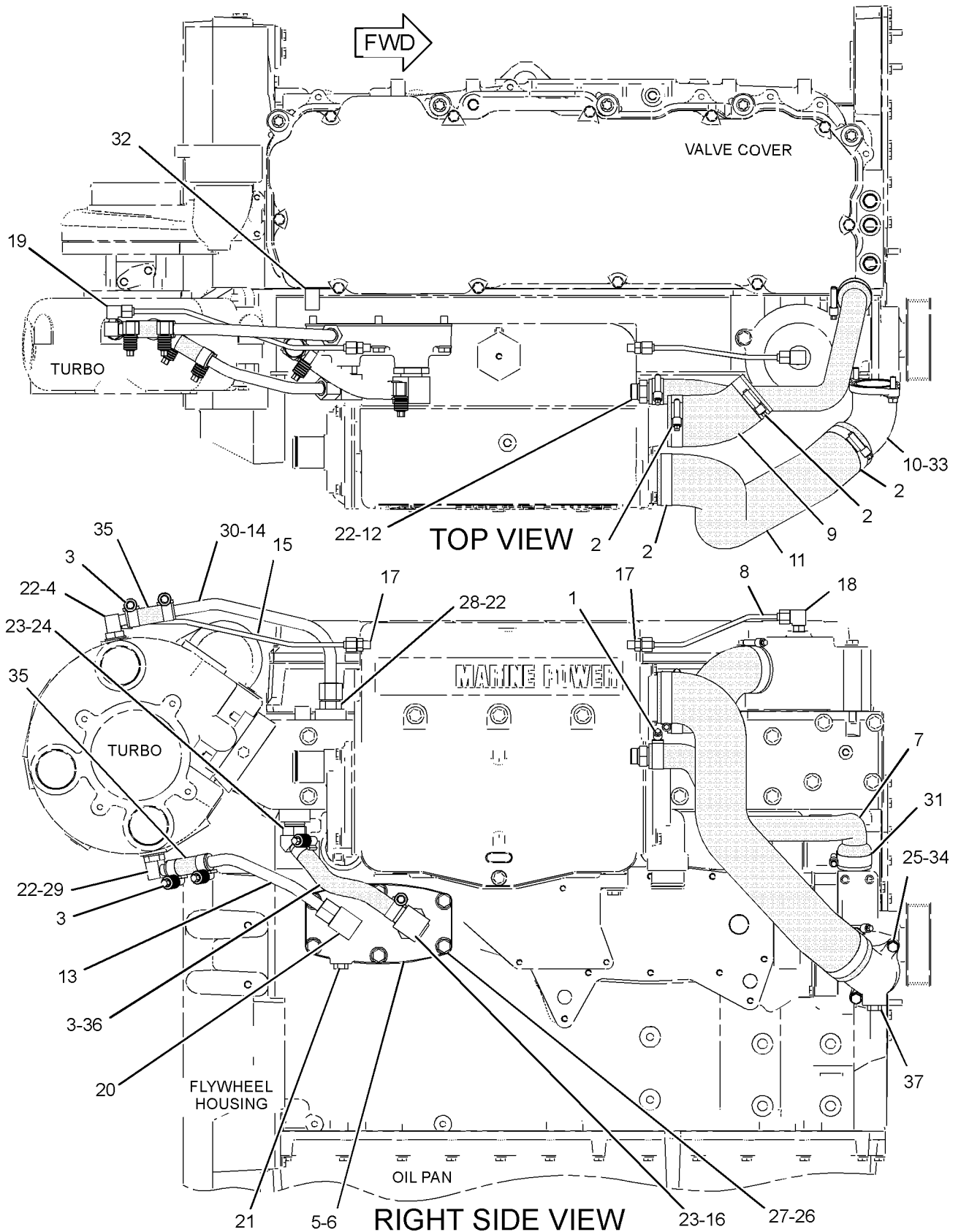
NOTE	REF NO	GRAPHIC REF	PART NUMBER	QTY	PART NAME						SEE PAGE
					1	2	3	4	5	6 (PRODUCT LEVEL)	
	1	1	7X-7958	1	CLAMP-HOSE						
	2	1	8T-4984	4	CLAMP-HOSE						
	3	1	159-1503	6	CLAMP-HOSE						
	4	1	179-9016	1	ELBOW						
	5	1	180-3907	1	SEAL-INTEGRAL						
	6	1	191-9385	1	COVER						
	7	1	192-2156	1	HOSE						
	8	1	192-2189	1	TUBE AS						
	9	1	194-9567	1	HOSE						
	10	1	199-6915	1	ELBOW						
	11	1	205-8846	1	HOSE						
	12	1	208-7552	1	FITTING						
	13	1	241-6931	1	TUBE AS						
	14	1	241-6932	1	TUBE AS						
	15	1	241-6933	1	TUBE AS						
	16	1	032-8487	1	ELBOW						
	17	1	148-8316	2	CONNECTOR AS						
					(EACH INCLUDES)						
		1	3J-7354	1	SEAL-O-RING						
		1	4J-5477	1	SEAL-O-RING						
		1	6V-8647	1	CONNECTOR						
	18	1	148-8369	1	ELBOW AS						
		1	3J-7354	1	SEAL-O-RING						
		1	4J-5477	1	SEAL-O-RING						
		1	6V-8628	1	ELBOW						
	19	1	148-8389	1	ELBOW AS						
		1	4J-5477	1	SEAL-O-RING						
		1	7X-0492	1	ELBOW						
	20	1	148-8390	1	ELBOW AS						
		1	2M-9780	1	SEAL-O-RING						
		1	6V-8626	1	ELBOW						
		1	7J-9108	1	SEAL-O-RING						
	21	1	148-8407	1	PLUG AS						
		1	3J-1907	1	SEAL-O-RING						
		1	9S-4191	1	PLUG-O-RING						
	22	1	2M-9780	4	SEAL-O-RING						
	23	1	3D-2824	2	SEAL-O-RING						
	24	1	3E-4075	1	FITTING						
M	25	1	6V-2317	2	BOLT (M8X1.25X30-MM)						
	26	1	6V-5839	6	WASHER (11X21X2.5-MM THK)						
M	27	1	6V-5843	6	BOLT (M10X1.5X45-MM)						
	28	1	6V-8642	1	CONNECTOR						
	29	1	6V-9208	1	ELBOW						
	30	1	7J-9108	1	SEAL-O-RING						
	31	1	8T-4983	1	CLAMP-HOSE						
	32	1	8T-6761	1	PLUG-PIPE						
	33	1	8T-7000	1	SEAL						
	34	1	9M-1974	2	WASHER-HARD (8.8X16X2-MM THK)						
E	35	1	3E-5745		HOSE (7-CM EACH)						
E	36	1	8T-9543		HOSE (21-CM)						
	37	1	148-8411	1	PLUG AS						
		1	3K-0360	1	SEAL-O-RING						
		1	9S-4185	1	PLUG-O-RING						

E-ORDER BY THE CENTIMETER
M-METRIC PART

COOLING SYSTEM

241-9811 LINES GP-WATER (contd.)

i03537343



GRAPHIC #1

<END>

g01191044

COOLING SYSTEM

245-3535 LINES GP-WATER

S/N: C9A1-245

FOR USE WITH KEEL COOLED COMBINED SYSTEM, 245-3777-PAGE 128. CANNOT
BE USED WITH 197-5988-PAGE 108, 197-5993-PAGE 127, 241-8242-PAGE 111,
241-9811-PAGE 112
AN ATTACHMENT

SMCS-1355, 1380, 1393

i02247853

NOTE	REF NO	GRAPHIC REF	PART NUMBER	QTY	PART NAME						SEE PAGE
					1	2	3	4	5	6 (PRODUCT LEVEL)	
	1	1	7C-3095	1	REGULATOR-TEMPERATURE (98-DEG C) (WATER, COOLANT)						
	2	1	7E-4227	1	CAP						
	3	1,2	8T-4984	24	CLAMP-HOSE						
	4	1	8T-4985	8	CLAMP-HOSE						
	5	1,2	8T-6703	6	CLAMP-HOSE						
	6	1	9X-2488	6	CLAMP-HOSE						
	7	2	173-1819	1	HOSE						
	8	1	179-9016	1	ELBOW						
	9	1	180-3907	1	SEAL-INTEGRAL						
	10	1	191-9385	1	COVER						
	11	1	194-5347	1	TUBE AS						
	12	1,2	196-1387	2	SLEEVE						
	13	1	196-4401	1	BRACKET						
	14	2	199-6915	1	ELBOW						
	15	1	240-9055	1	HOUSING						
	16	1	241-6931	1	TUBE AS						
		1	6V-8555	1	NUT-FACE SEAL (1-14-THD)						
		1	6V-8562	1	SLEEVE-FACE SEAL						
	17	1	241-6932	1	TUBE AS						
		1	6V-8555	1	NUT-FACE SEAL (1-14-THD)						
		1	6V-8562	1	SLEEVE-FACE SEAL						
	18	1	241-6934	1	BRACKET AS						
M		1	8T-3612	1	NUT-WELD (M8X1.25-THD)						
	19	1	245-3538	1	BRACKET AS						
	20	1	245-3540	1	TUBE AS						
	21	2	245-3541	1	TUBE AS						
	22	2	245-3542	1	TUBE						
	23	2	245-3543	1	TUBE AS						
	24	1	245-3544	1	TUBE						
	25	2	245-7419	1	BASE						
	26	2	245-7420	1	GASKET (TEMPERATURE REGULATOR HOUSING)						
	27	2	245-7421	1	GASKET (TEMPERATURE REGULATOR HOUSING)						
	28	2	245-8221	1	HOUSING AS						
		2	3S-9643	1	SEAL-LIP TYPE (WATER TEMPERATURE REGULATOR)						
	29	1	032-8487	1	ELBOW						
	30	1	124-6258	1	CLAMP-HOSE						
	31	1	1A-2029	4	BOLT (3/8-16X1.125-IN)						
	32	1	2M-9780	4	SEAL-O-RING						
M	33	2	2Y-5829	2	NUT (M10X1.5-THD)						
	34	1	3D-2824	2	SEAL-O-RING						
	35	1	3E-4075	1	FITTING						
	36	1	3E-4352	2	WASHER-HARD (8.8X20.5X2.5-MM THK)						
	37	1	3E-4353	3	WASHER-HARD (11X25X3-MM THK)						
	38	2	3E-7428	1	PLUG-PIPE						
	39	1	3J-1907	1	SEAL-O-RING						
	40	1,2	4F-8824	2	SEAL-O-RING						
	41	1	5M-2894	4	WASHER-HARD (10.2X18.5X2.5-MM THK)						
	42	1	5M-6214	1	PLUG-PIPE						
	43	1	5P-2369	1	CLIP						
M	44	2	6V-1820	2	BOLT (M10X1.5X30-MM)						
M	45	2	6V-2317	2	BOLT (M8X1.25X30-MM)						
	46	1	6V-3378	2	CLIP						

COOLING SYSTEM

245-3535 LINES GP-WATER (contd.)

i02247853

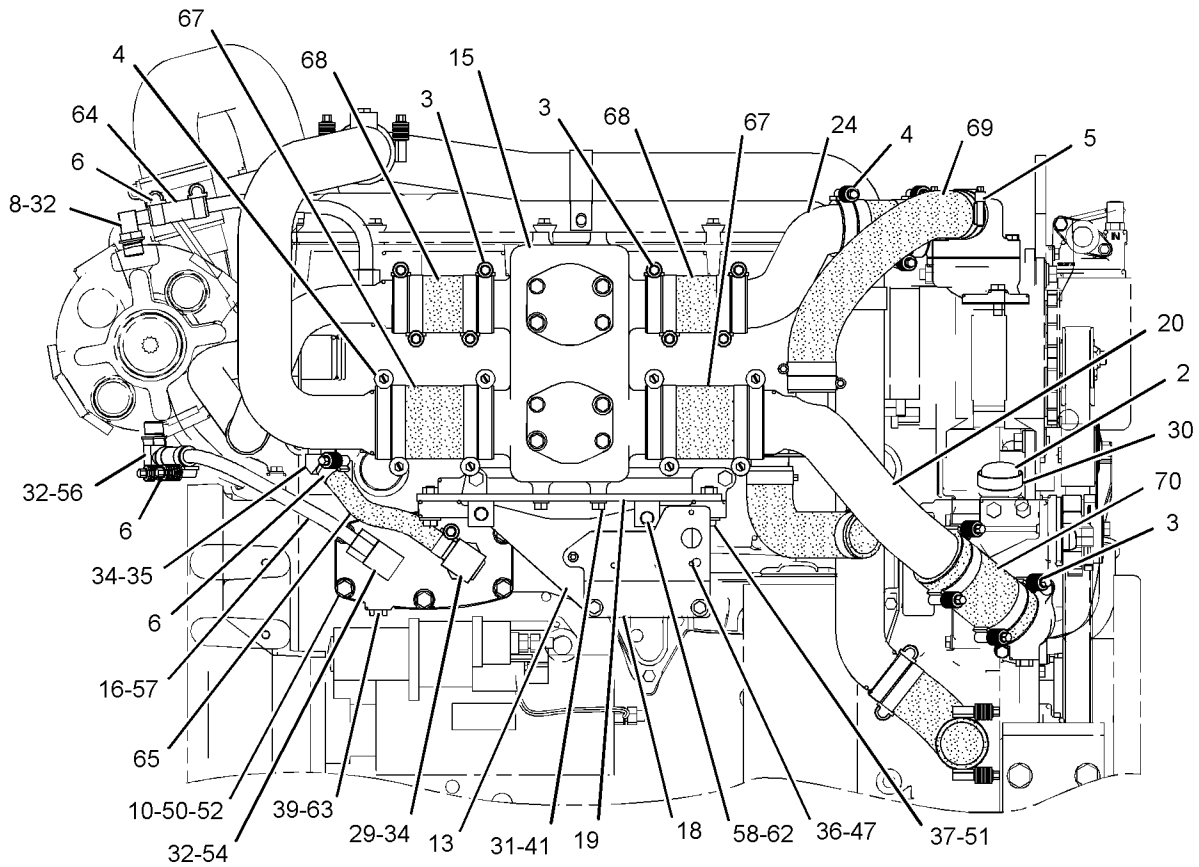
NOTE	REF NO	GRAPHIC REF	PART NUMBER	QTY	PART NAME						SEE PAGE
					1	2	3	4	5	6 (PRODUCT LEVEL)	
M	47	1	6V-3940	2	BOLT (M8X1.25X25-MM)						
	48	2	6V-5049	1	SEAL-O-RING						
M	49	2	6V-5218	2	BOLT (M8X1.25X35-MM)						
	50	1	6V-5839	6	WASHER (11X21X2.5-MM THK)						
M	51	1	6V-5842	2	BOLT (M10X1.5X40-MM)						
M	52	1	6V-5843	6	BOLT (M10X1.5X45-MM)						
M	53	1	6V-8212	1	BOLT (M10X1.5X16-MM)						
	54	1	6V-8626	1	ELBOW						
	55	1	6V-8642	1	CONNECTOR						
	56	1	6V-9208	1	ELBOW						
	57	1	7J-9108	2	SEAL-O-RING						
M	58	1,2	8T-0100	3	BOLT (M8X1.25X60-MM)						
M	59	2	8T-0355	2	BOLT (M10X1.5X110-MM)						
	60	1	8T-6761	1	PLUG-PIPE						
	61	2	8T-7000	1	SEAL						
	62	1,2	9M-1974	4	WASHER-HARD (8.8X16X2-MM THK)						
	63	1,2	9S-4191	2	PLUG-O-RING						
E	64	1,2	3E-5745		HOSE (14-CM)						
E	65	1	8T-9543		HOSE (21-CM)						
E	66	2	250-6748	1	HOSE						
E	67	1	5P-1265		HOSE (28-CM)						
E	68	1,2	5P-1260		HOSE (35-CM)						
G	69	1	250-6749	1	HOSE						
E	70	1,2	5P-6469		HOSE (51-CM)						

E-ORDER BY THE CENTIMETER
 G-ORDER BY THE INCH
 M-METRIC PART

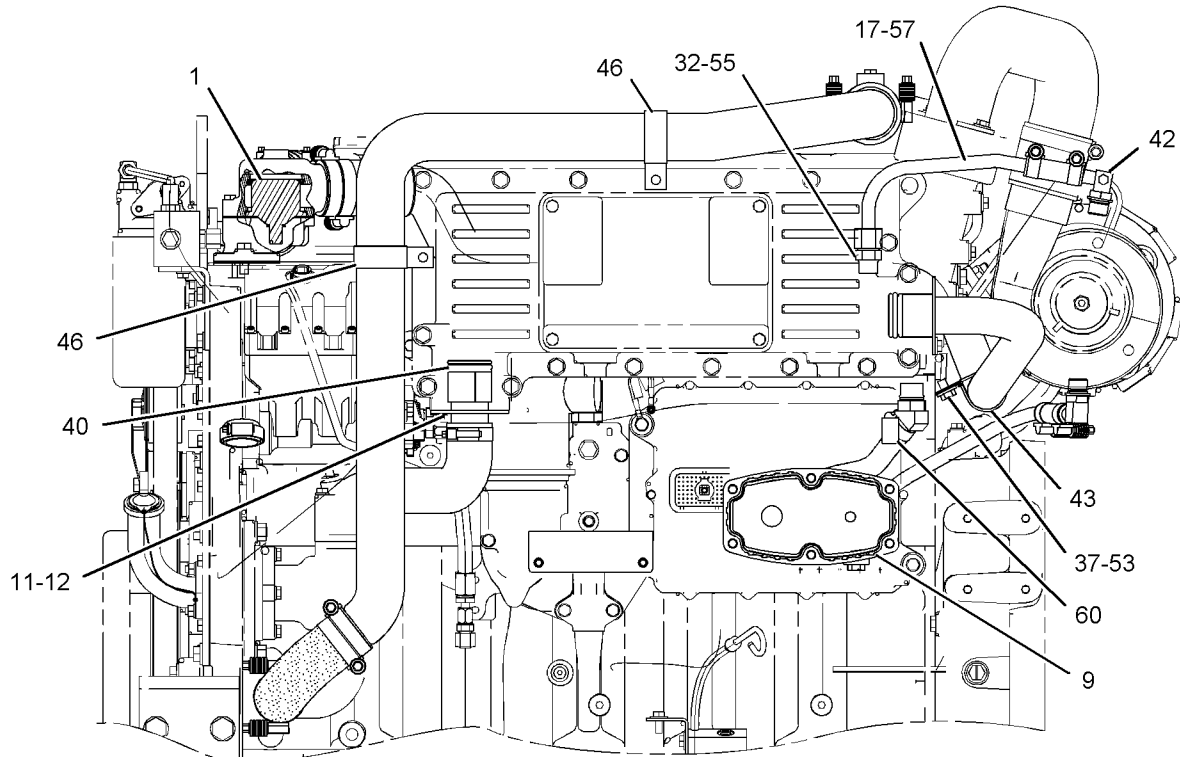
COOLING SYSTEM

245-3535 LINES GP-WATER (contd.)

i02247853



RIGHT SIDE VIEW



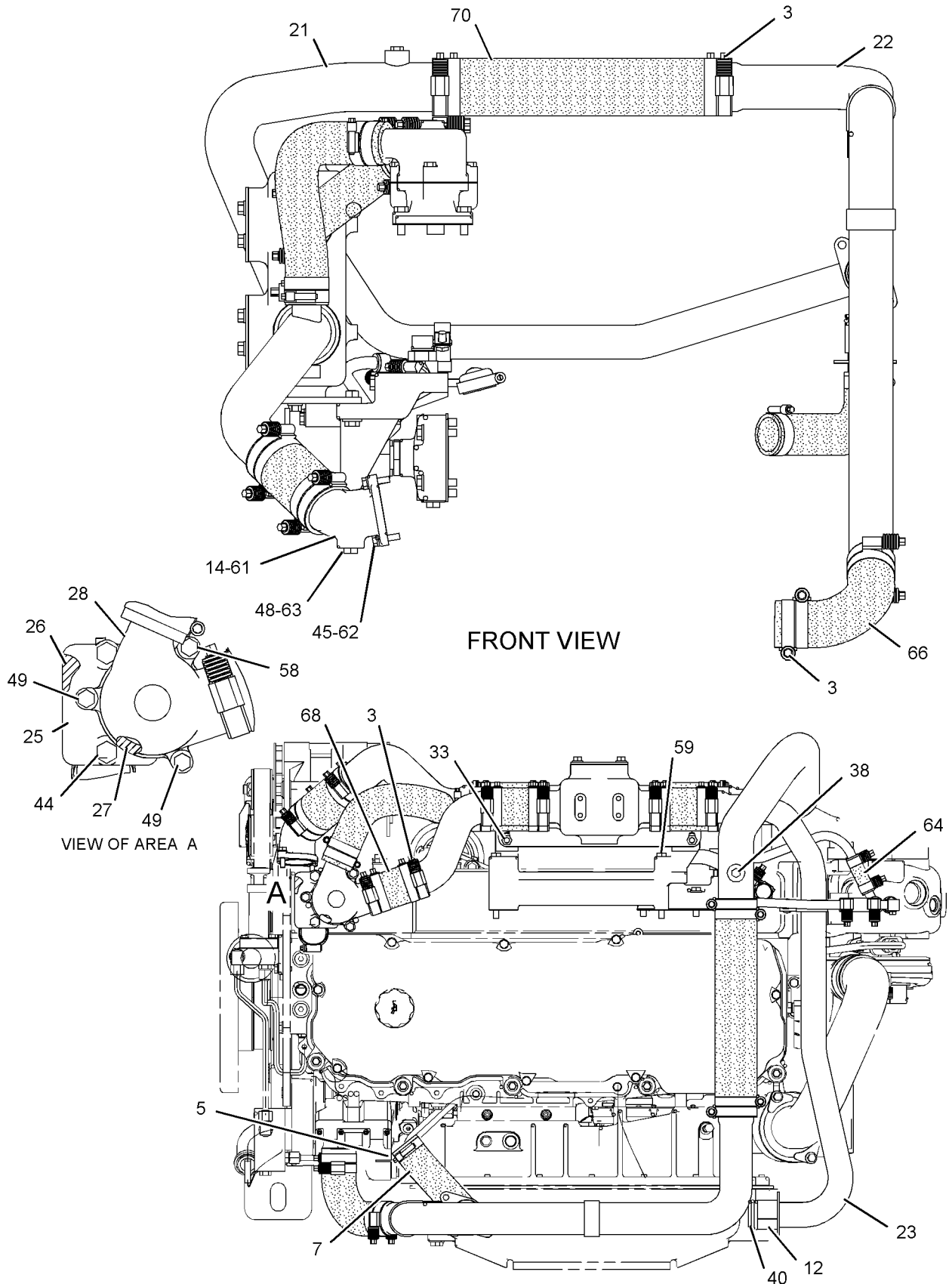
GRAPHIC #1

g01076001

COOLING SYSTEM

245-3535 LINES GP-WATER (contd.)

i02247853



FRONT VIEW

VIEW OF AREA A

GRAPHIC #2

<END>

g01076002

COOLING SYSTEM

245-3535 LINES GP-WATER

S/N: C9A246-UP

FOR USE WITH KEEL COOLED COMBINED SYSTEM, 245-3777-PAGE 128. CANNOT
BE USED WITH 197-5988-PAGE 108, 197-5993-PAGE 127, 241-8242-PAGE 111,
241-9811-PAGE 112
AN ATTACHMENT

SMCS-1355, 1380, 1393

i03536489

NOTE	REF NO	GRAPHIC REF	PART NUMBER	QTY	PART NAME						SEE PAGE
					1	2	3	4	5	6 (PRODUCT LEVEL)	
	1	1	7E-4227	1	CAP						
	2	2	8T-4984	20	CLAMP-HOSE						
	3	1,2	8T-4985	8	CLAMP-HOSE						
	4	1	8T-6703	10	CLAMP-HOSE						
	5	1,2	159-1503	6	CLAMP-HOSE						
	6	1,2	173-1819	1	HOSE						
	7	1	179-9016	1	ELBOW						
	8	2	180-3907	1	SEAL-INTEGRAL						
	9	1	191-9385	1	COVER						
	10	2	194-5347	1	TUBE AS						
	11	2	196-1387	2	SLEEVE						
	12	1	196-4401	1	BRACKET						
	13	1	199-6915	1	ELBOW						
	14	1	240-9055	1	HOUSING						
	15	1	241-6931	1	TUBE AS						
		1	6V-8555	1	NUT-FACE SEAL (1-14-THD)						
		1	6V-8562	1	SLEEVE-FACE SEAL						
	16	2	241-6932	1	TUBE AS						
		2	6V-8555	1	NUT-FACE SEAL (1-14-THD)						
		2	6V-8562	1	SLEEVE-FACE SEAL						
	17	1	241-6934	1	BRACKET AS						
M		1	8T-3612	1	NUT-WELD (M8X1.25-THD)						
	18	1	245-3538	1	BRACKET AS						
	19	1	245-3540	1	TUBE AS						
	20	1	245-3541	1	TUBE AS						
	21	1	245-3542	1	TUBE						
	22	2	245-3543	1	TUBE AS						
	23	1	245-3544	1	TUBE						
	24	2	245-7419	1	BASE						
	25	2	245-7420	1	GASKET (TEMPERATURE REGULATOR)						
	26	2	245-7421	1	GASKET (TEMPERATURE REGULATOR)						
	27	2	245-8221	1	HOUSING AS						
		2	3S-9643	1	SEAL-LIP TYPE (WATER TEMPERATURE REGULATOR)						
	28	2	247-7133	1	REGULATOR-WATER TEMPERATURE (98-DEG C)						
E	29	1,2	250-6748	1	HOSE						
G	30	1	250-6749	1	HOSE						
	31	2	253-1886	1	BRACKET						
	32	1	258-5004	1	BRACKET						
	33	1	032-8487	1	ELBOW						
	34	2	0L-1351	2	BOLT (3/8-16X0.875-IN)						
	35	1	124-6258	1	CLAMP-HOSE						
	36	1	148-8407	1	PLUG AS						
		1	3J-1907	1	SEAL-O-RING						
		1	9S-4191	1	PLUG-O-RING						
	37	1	1A-2029	4	BOLT (3/8-16X1.125-IN)						
	38	1,2	2M-9780	3	SEAL-O-RING						
	39	1,2	2S-7010	2	CLIP						
M	40	2	2Y-5829	2	NUT (M10X1.5-THD)						
	41	1	3D-2824	2	SEAL-O-RING						
	42	1	3E-4075	1	FITTING						
	43	1	3E-4352	2	WASHER-HARD (8.8X20.5X2.5-MM THK)						
	44	1	3E-4353	2	WASHER-HARD (11X25X3-MM THK)						
	45	2	3E-7428	1	PLUG-PIPE						

COOLING SYSTEM

245-3535 LINES GP-WATER (contd.)

i03536489

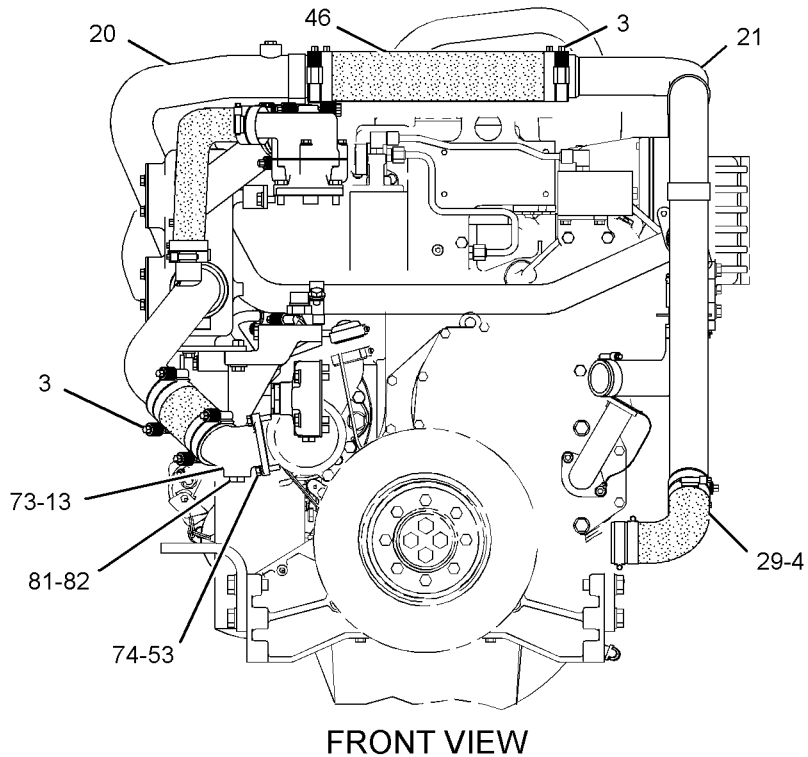
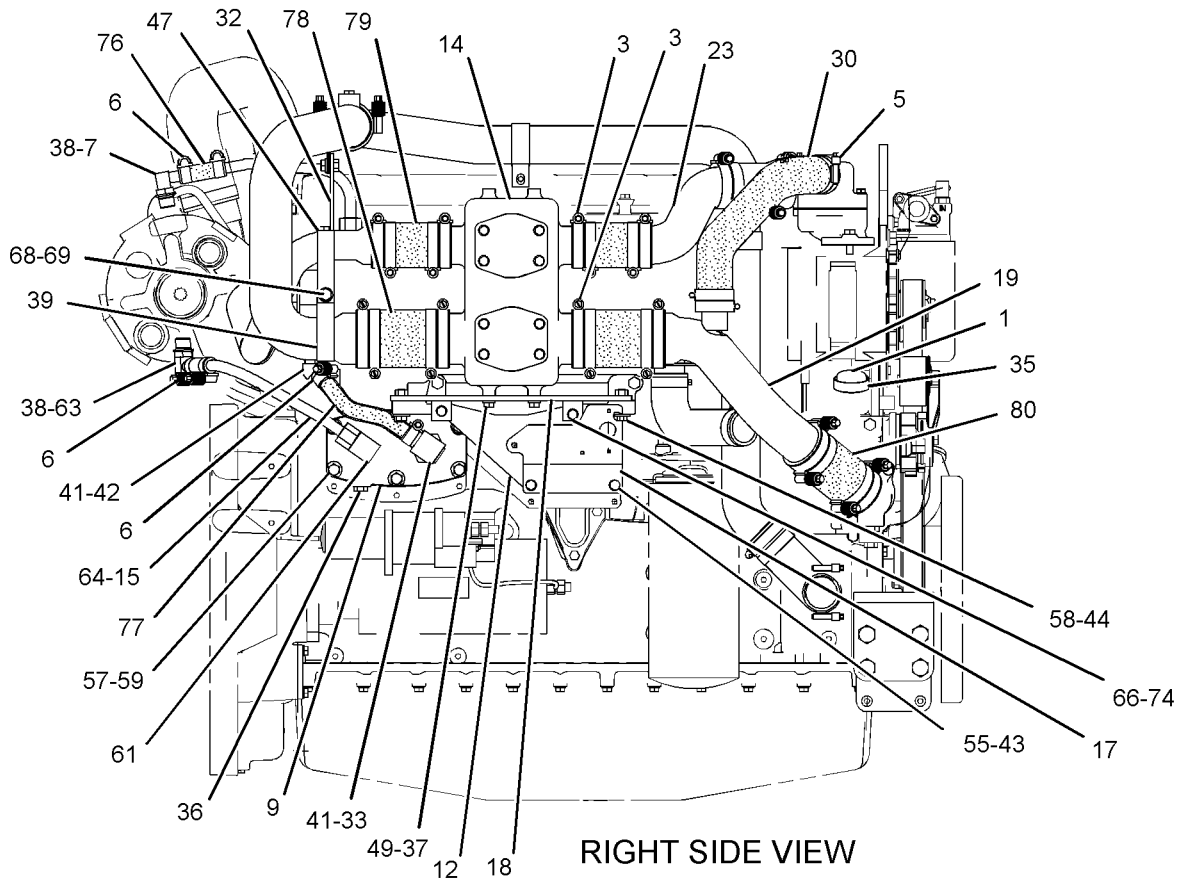
NOTE	REF NO	GRAPHIC REF	PART NUMBER	QTY	PART NAME						SEE PAGE
					1	2	3	4	5	6 (PRODUCT LEVEL)	
	46	1	265-5008	1	HOSE						
	47	1	3S-4661	1	CLIP						
	48	2	4F-8824	2	SEAL-O-RING						
	49	1,2	5M-2894	6	WASHER-HARD (10.2X18.5X2.5-MM THK)						
	50	2	5M-6214	1	PLUG-PIPE						
	51	2	5P-2369	1	CLIP						
M	52	2	6V-1820	2	BOLT (M10X1.5X30-MM)						
M	53	1	6V-2317	2	BOLT (M8X1.25X30-MM)						
	54	2	6V-3378	2	CLIP						
M	55	1	6V-3940	2	BOLT (M8X1.25X25-MM)						
M	56	2	6V-5218	2	BOLT (M8X1.25X35-MM)						
C	57	1,2	6V-5839	9	WASHER (11X21X2.5-MM THK)						
M	58	1	6V-5842	2	BOLT (M10X1.5X40-MM)						
M	59	1	6V-5843	6	BOLT (M10X1.5X45-MM)						
CM	60	2	6V-6317	3	BOLT (M10X1.5X20-MM)						
	61	1	148-8390	1	ELBOW AS						
		1	2M-9780	1	SEAL-O-RING						
		1	7J-9108	1	SEAL-O-RING						
		1	6V-8626	1	ELBOW						
	62	2	6V-8642	1	CONNECTOR						
	63	1	6V-9208	1	ELBOW						
	64	1,2	7J-9108	2	SEAL-O-RING						
	65	2	7X-7729	1	WASHER (11X25X3-MM THK)						
M	66	1,2	8T-0100	3	BOLT (M8X1.25X60-MM)						
C	67	2	8T-4121	2	WASHER-HARD (11X21X2.5-MM THK)						
M	68	1,2	8T-4133	2	NUT (M10X1.5-THD)						
M	69	1,2	8T-4137	2	BOLT (M10X1.5X20-MM)						
M	70	2	8T-4191	1	BOLT (M10X1.5X16-MM)						
M	71	2	8T-6685	2	BOLT (M10X1.5X110-MM)						
	72	2	8T-6761	1	PLUG-PIPE						
	73	1	8T-7000	1	SEAL						
	74	1,2	9M-1974	7	WASHER-HARD (8.8X16X2-MM THK)						
E	76	1,2	3E-5745		HOSE (14-CM)						
E	77	1	8T-9543		HOSE (21-CM)						
E	78	1	5P-1265		HOSE (28-CM)						
E	79	1,2	5P-1260		HOSE (36-CM)						
	80	1	265-5007	1	HOSE						
	81		148-8411	1	PLUG AS						
	82	1	3K-0360	1	SEAL-O-RING						
		1	9S-4185	1	PLUG-O-RING						

C-CHANGE FROM PREVIOUS TYPE
 E-ORDER BY THE CENTIMETER
 G-ORDER BY THE INCH
 M-METRIC PART

COOLING SYSTEM

245-3535 LINES GP-WATER (contd.)

i03536489



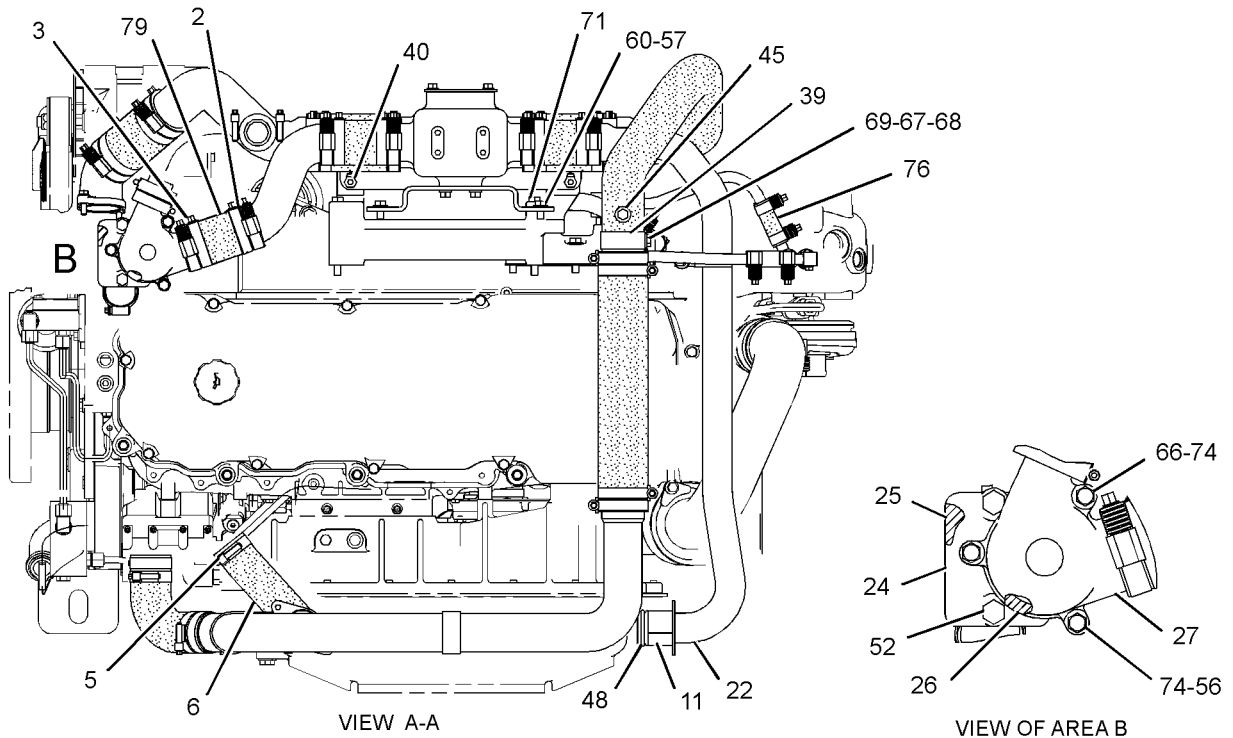
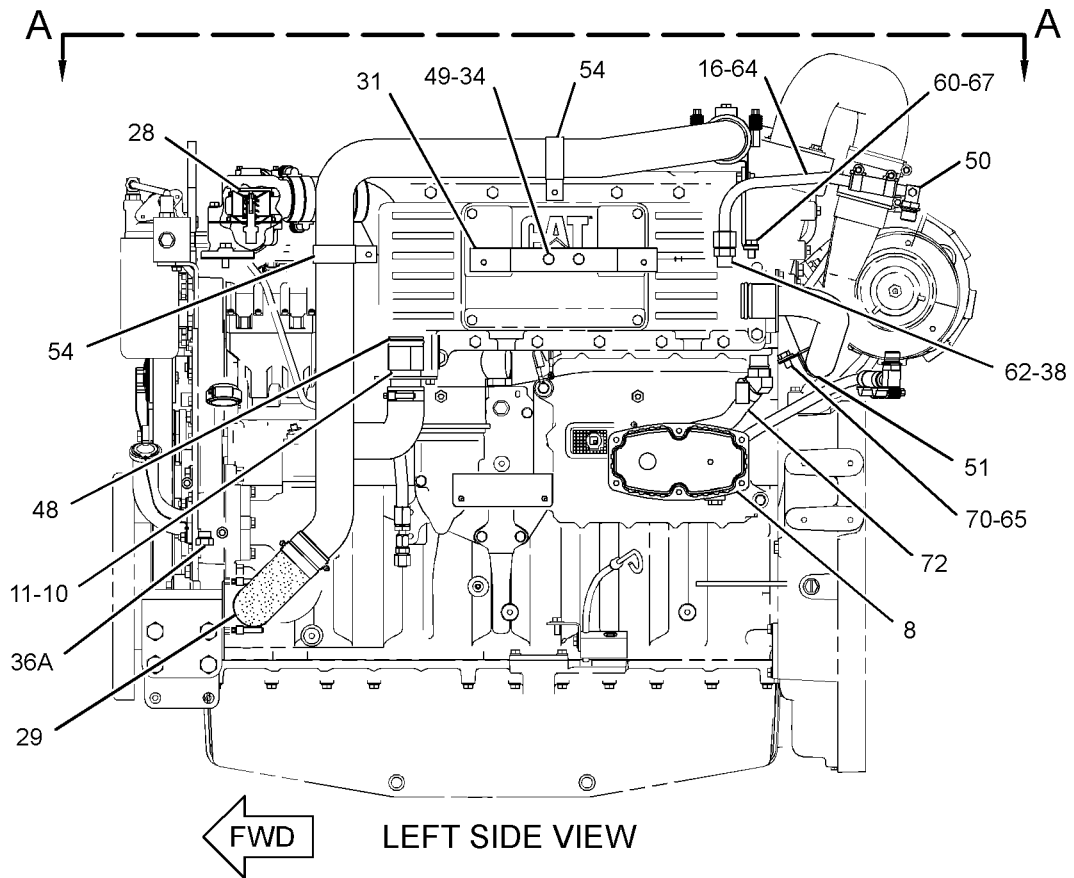
GRAPHIC #1

g01190188

COOLING SYSTEM

245-3535 LINES GP-WATER (contd.)

i03536489



GRAPHIC #2

<END>

g01162454

COOLING SYSTEM

121-4327 PLUG GP-EXPANSION TANK

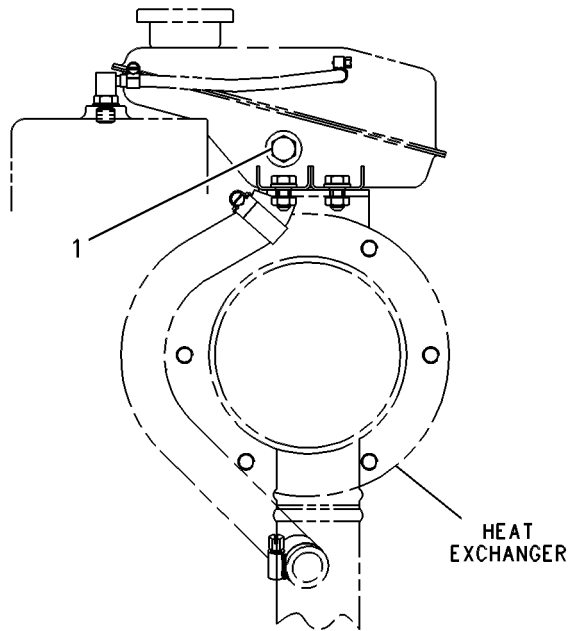
LOW WATER PLUG FOR EXPANSION TANK

CANNOT BE USED WITH COOLANT LEVEL SENSOR, 174-7428—PAGE 232
AN ATTACHMENT

SMCS-1354

i00669947

NOTE	REF NO	GRAPHIC REF	PART NUMBER	QTY	PART NAME						SEE PAGE
					1	2	3	4	5	6 (PRODUCT LEVEL)	
	1	1	3E-7428	1	PLUG-PIPE						



RIGHT SIDE VIEW

GRAPHIC #1

<END>

g00263145

COOLING SYSTEM

118-5254 PLUG GP-WATER LINES

CANNOT BE USED WITH FUEL TEMPERATURE SENSOR, 201-1071-PAGE 246
AN ATTACHMENT

SMCS-1380

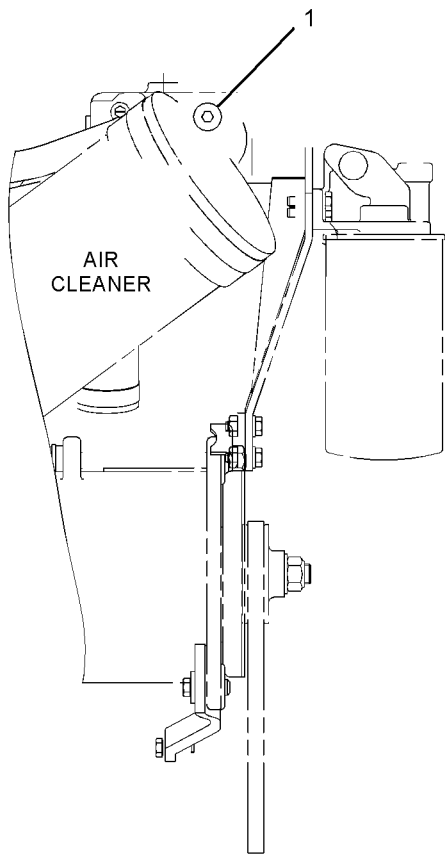
i02788365

NOTE	REF NO	GRAPHIC REF	PART NUMBER	QTY	PART NAME						SEE PAGE
					1	2	3	4	5	6 (PRODUCT LEVEL)	
	1	1	148-8395	1	PLUG AS						
		1	9S-8005	1	PLUG-O-RING						
		1	3K-0360	1	SEAL-O-RING						

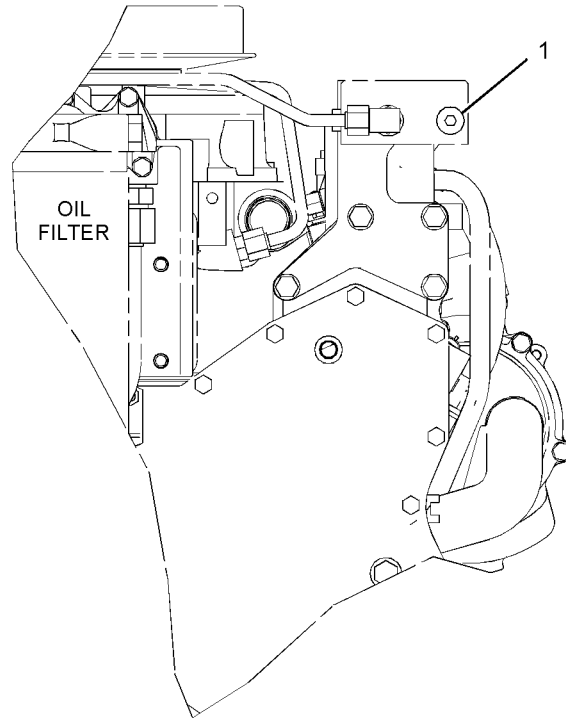
COOLING SYSTEM

118-5254 PLUG GP-WATER LINES (contd.)

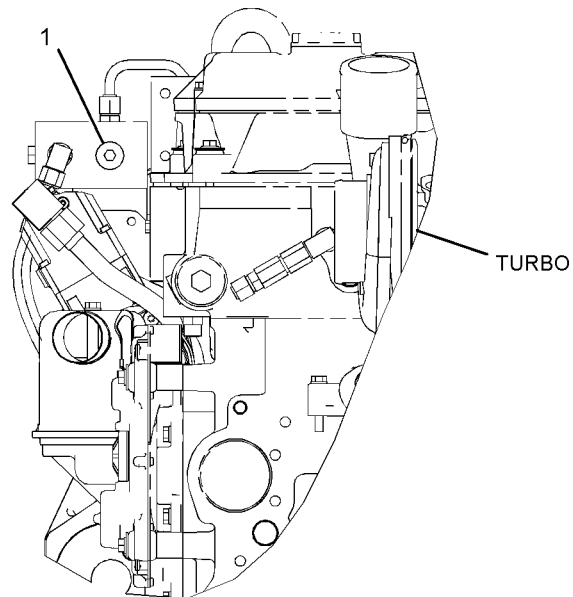
i02788365



RIGHT SIDE VIEW OF ENGINE
(FOR 3126 SALES MODEL)



FRONT VIEW OF ENGINE
(FOR 3126B AND C7 SALES MODELS)



REAR VIEW OF ENGINE
(FOR C9 SALES MODEL)

GRAPHIC #1

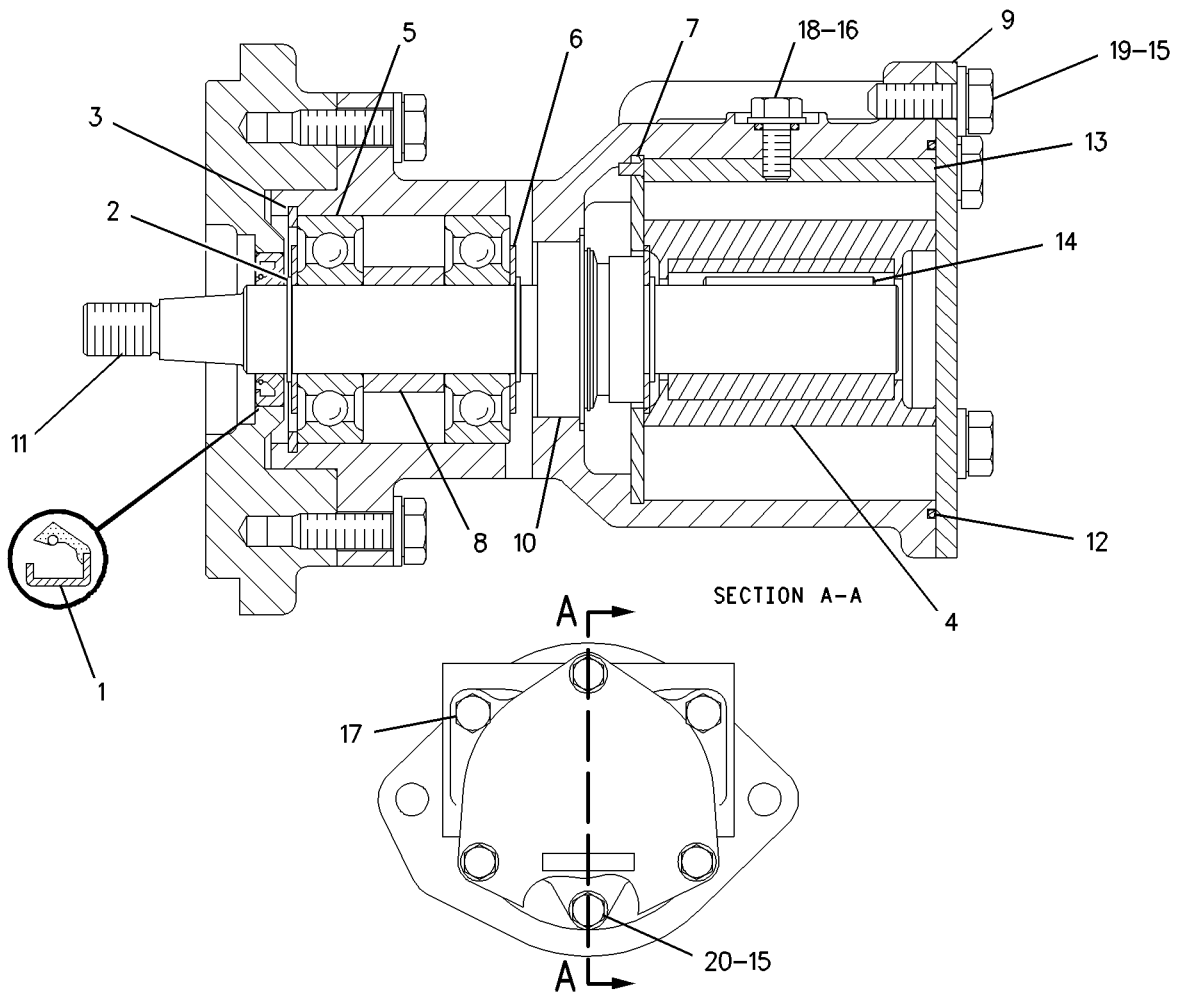
<END>

g01394534

COOLING SYSTEM

170-6116 PUMP GP-AUXILIARY SEA WATER (contd.)

i02007419



GRAPHIC #1

<END>

g00686499

COOLING SYSTEM

197-5993 PUMP GP-AUXILIARY SEA WATER

CANNOT BE USED WITH 245-3777-PAGE 128

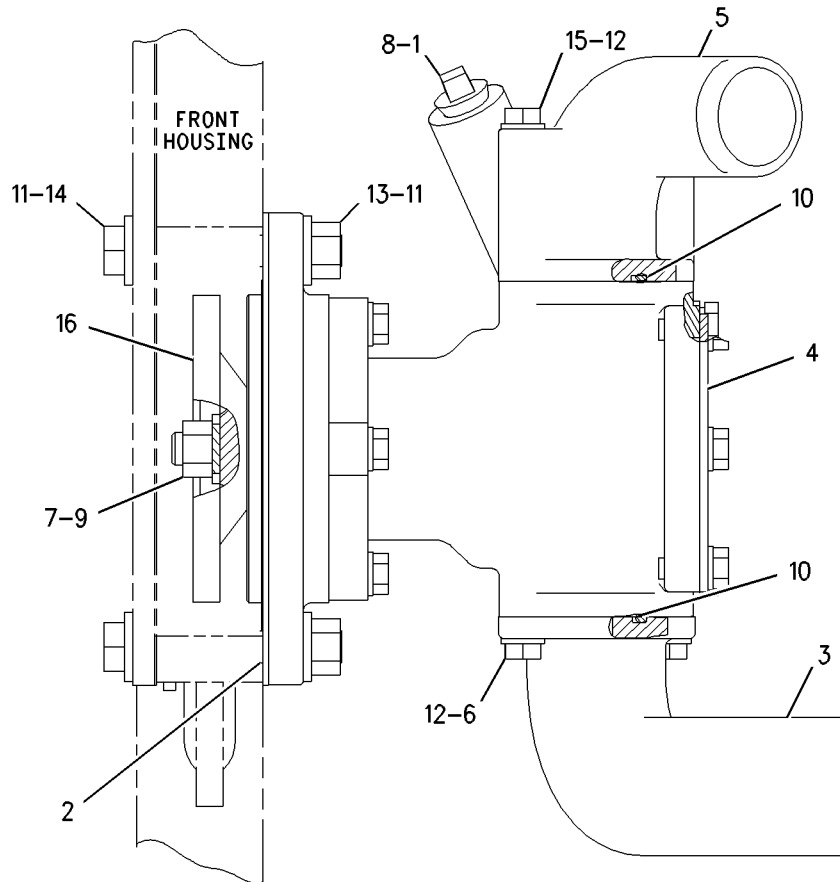
AN ATTACHMENT

SMCS-1371

i02796045

NOTE	REF NO	GRAPHIC REF	PART NUMBER	QTY	PART NAME						SEE PAGE
					1	2	3	4	5	6 (PRODUCT LEVEL)	
	1	1	6L-2279	1	PLUG-PIPE						
	2	1	135-9819	1	SEAL-INTEGRAL						
	3	1	162-8744	1	ELBOW						
YR	4	1	170-6116	1	PUMP GP-AUXILIARY SEA WATER						125
	5	1	192-2145	1	ELBOW						
M	6	1	3E-9854	2	BOLT (M8X1.25X20-MM)						
	7	1	5P-8245	1	WASHER-HARD (13.5X25.5X3-MM THK)						
	8	1	6L-2280	1	ROD-ZINC (AUXILIARY SEA WATER PUMP)						
M	9	1	6V-8149	1	NUT (M12X1.75-THD)						
	10	1	8C-3080	2	SEAL-O-RING						
	11	1	8T-4223	4	WASHER-HARD (13.5X25.5X3-MM THK)						
	12	1	8T-4224	4	WASHER-HARD (8.8X16X2-MM THK)						
M	13	1	8T-4244	2	NUT (M12X1.75-THD)						
M	14	1	8T-6868	2	BOLT (M12X1.75X80-MM)						
M	15	1	8T-6870	2	BOLT (M8X1.25X70-MM)						
	16	1	9Y-3829	1	GEAR-HYDRAULIC PUMP DRIVE (50-TEETH)						

M-METRIC PART
R-REMFG PART MAY BE AVAILABLE
Y-SEPARATE ILLUSTRATION



LEFT SIDE VIEW

GRAPHIC #1

<END>

g00948355

COOLING SYSTEM

245-3777 PUMP GP-AUXILIARY SEA WATER

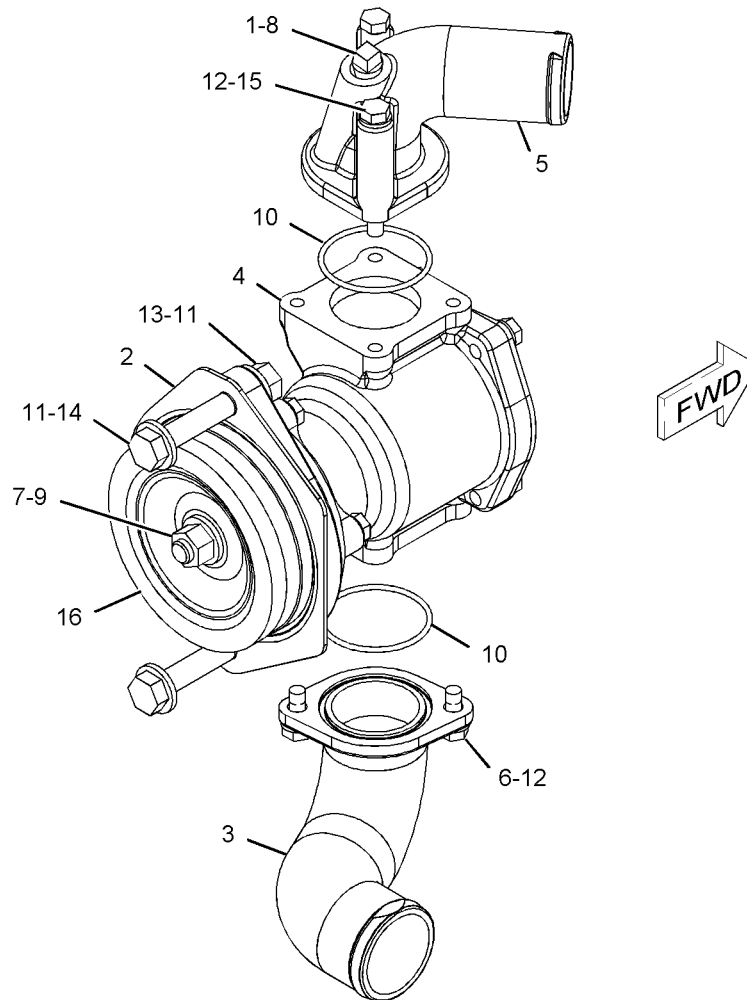
FOR USE WITH KEEL COMBINED COOLED SYSTEM, 245-3535-PAGE 114. CANNOT BE USED
WITH 197-5993-PAGE 127
AN ATTACHMENT

SMCS-1371

i02796047

NOTE	REF NO	GRAPHIC REF	PART NUMBER	QTY	PART NAME						SEE PAGE
					1	2	3	4	5	6 (PRODUCT LEVEL)	
	1	1	6L-2279	1	PLUG-PIPE						
	2	1	135-9819	1	SEAL-INTEGRAL						
	3	1	162-8744	1	ELBOW						
YR	4	1	170-6116	1	PUMP GP-AUXILIARY SEA WATER						125
	5	1	192-2145	1	ELBOW						
M	6	1	3E-9854	2	BOLT (M8X1.25X20-MM)						
	7	1	5P-8245	1	WASHER-HARD (13.5X25.5X3-MM THK)						
	8	1	6L-2280	1	ROD-ZINC (AUXILIARY SEA WATER PUMP)						
M	9	1	6V-8149	1	NUT (M12X1.75-THD)						
	10	1	8C-3080	2	SEAL-O-RING						
	11	1	8T-4223	4	WASHER-HARD (13.5X25.5X3-MM THK)						
	12	1	8T-4224	4	WASHER-HARD (8.8X16X2-MM THK)						
M	13	1	8T-4244	2	NUT (M12X1.75-THD)						
M	14	1	8T-6868	2	BOLT (M12X1.75X80-MM)						
M	15	1	8T-6870	2	BOLT (M8X1.25X70-MM)						
	16	1	9Y-3829	1	GEAR-HYDRAULIC PUMP DRIVE (50-TEETH)						

M-METRIC PART
R-REMFG PART MAY BE AVAILABLE
Y-SEPARATE ILLUSTRATION



GRAPHIC #1

<END>

g01038502

COOLING SYSTEM

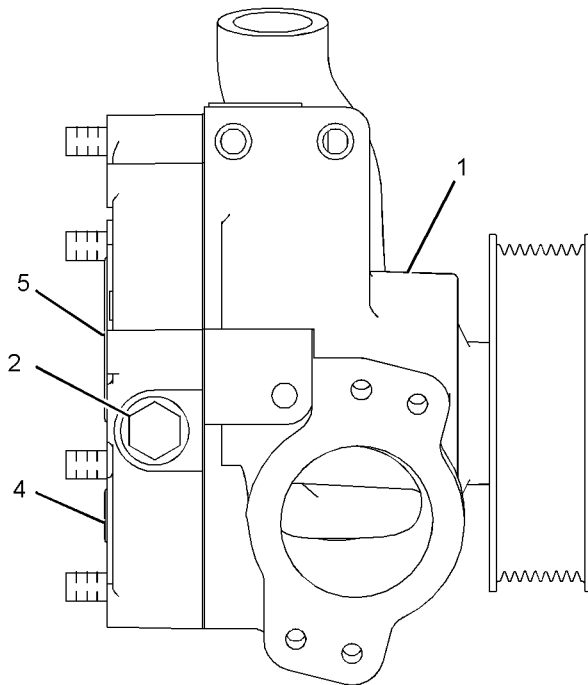
209-4600 PUMP GP-WATER

SMCS-1361

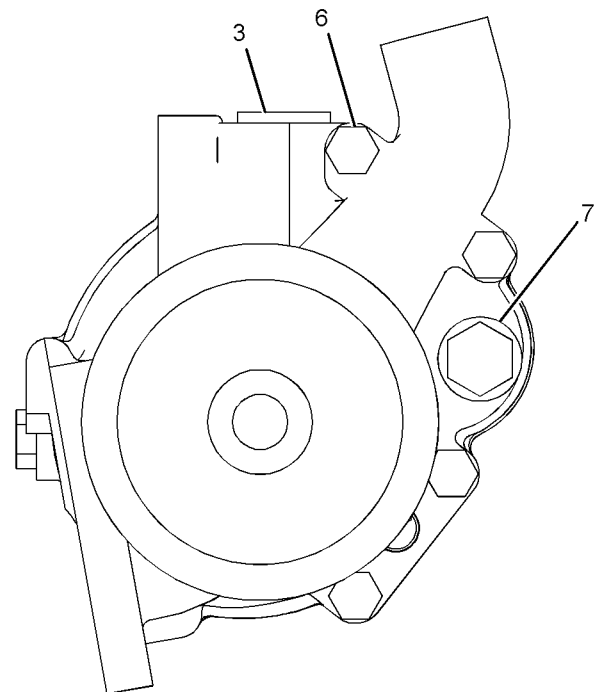
i02797121

NOTE	REF NO	GRAPHIC REF	PART NUMBER	QTY	PART NAME						SEE PAGE
					1	2	3	4	5	6 (PRODUCT LEVEL)	
YR	1	1	227-4299	1	PUMP GP-WATER						130
	2	1	148-8407	1	PLUG AS						
		1	3J-1907	1	SEAL-O-RING						
		1	9S-4191	1	PLUG-O-RING						
	3	1	148-8409	1	PLUG AS						
1		3D-2824	1	SEAL-O-RING							
1		9S-8008	1	PLUG-O-RING (WATER LINES GROUP)							
4	1	2M-4453	1	SEAL-O-RING							
	1	4J-0525	1	SEAL-O-RING							
M	6	1	8T-0644	4	BOLT (M10X1.5X90-MM)						
	7	1	148-8411	1	PLUG AS						
		1	3K-0360	1	SEAL-O-RING						
	1	9S-4185	1	PLUG-O-RING							

M-METRIC PART
R-REMGF PART MAY BE AVAILABLE
Y-SEPARATE ILLUSTRATION



RIGHT SIDE VIEW



FRONT VIEW

GRAPHIC #1

<END>

g01397587

COOLING SYSTEM

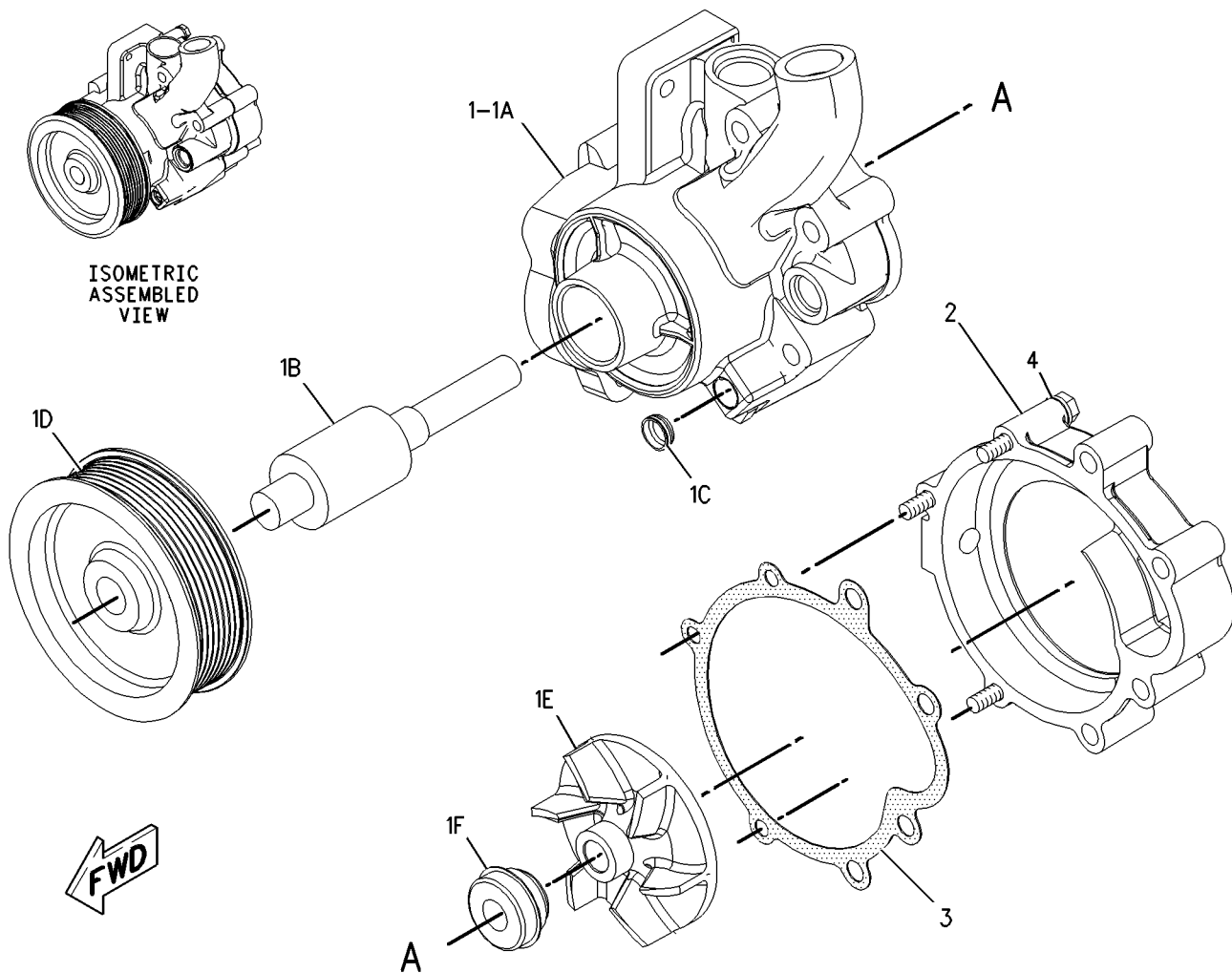
227-4299 PUMP GP-WATER*R PART OF 209-4600 PUMP GP-WATER

SMCS-1361

i02299455

NOTE	REF NO	GRAPHIC REF	PART NUMBER	QTY	PART NAME						SEE PAGE
					1	2	3	4	5	6 (PRODUCT LEVEL)	
	1	1	227-4301	1	PUMP AS-WATER						
	1A	1	203-6093	1	HOUSING						
	1B	1	177-1052	1	SHAFT AS						
	1C	1	177-1058	1	PLUG						
	1D	1	197-9581	1	PULLEY (8-GROOVE)						
	1E	1	226-6039	1	IMPELLER						
	1F	1	147-5088	1	SEAL AS-WATER PUMP						
	2	1	226-6051	1	COVER						
	3	1	197-9580	1	GASKET						
	4	1	183-2931	3	BOLT AS						
					(EACH INCLUDES)						
M		1	6V-3918	1	BOLT (M8X1.25X50-MM)						
		1	9M-1974	1	WASHER-HARD (8.8X16X2-MM THK)						

M-METRIC PART



GRAPHIC #1

<END>

g00949232

COOLING SYSTEM

102-9220 RECOVERY GP-COOLANT

5.7LITER

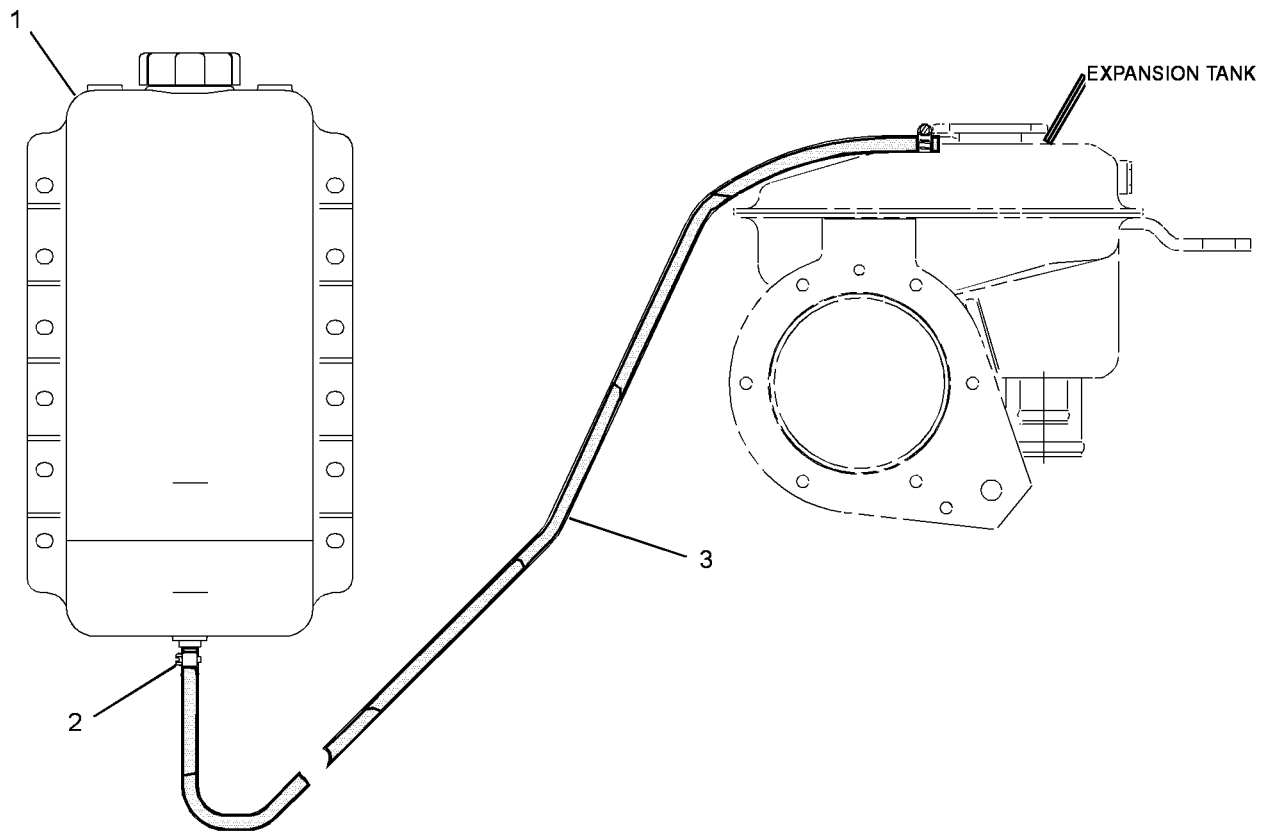
FOR USE WITH EXPANSION TANK, HEAT EXCHANGER COOLED SYSTEM
AN ATTACHMENT

SMCS-1354

i03446520

NOTE	REF NO	GRAPHIC REF	PART NUMBER	QTY	PART NAME						SEE PAGE
					1	2	3	4	5	6 (PRODUCT LEVEL)	
Y	1	1	336-2020	1	RECOVERY GP-COOLANT						132
	2	1	1P-4278	2	CLAMP-HOSE						
E	3	1	8C-3681		HOSE (200-CM)						

E-ORDER BY THE CENTIMETER
Y-SEPARATE ILLUSTRATION



GRAPHIC #1

<END>

g01793614

COOLING SYSTEM


336-2020 RECOVERY GP-COOLANT

PART OF 102-9220 RECOVERY GP-COOLANT
AN ATTACHMENT

SMCS-1354

i03446701

NOTE	REF NO	GRAPHIC REF	PART NUMBER	QTY	PART NAME						SEE PAGE
					1	2	3	4	5	6 (PRODUCT LEVEL)	
	1	1	336-2022	1	CAP-VENTED (COOLANT TANK)						



GRAPHIC #1

<END>

g01798415

COOLING SYSTEM

197-5990 SEPARATOR GP-AIR

S/N: C9A1-242

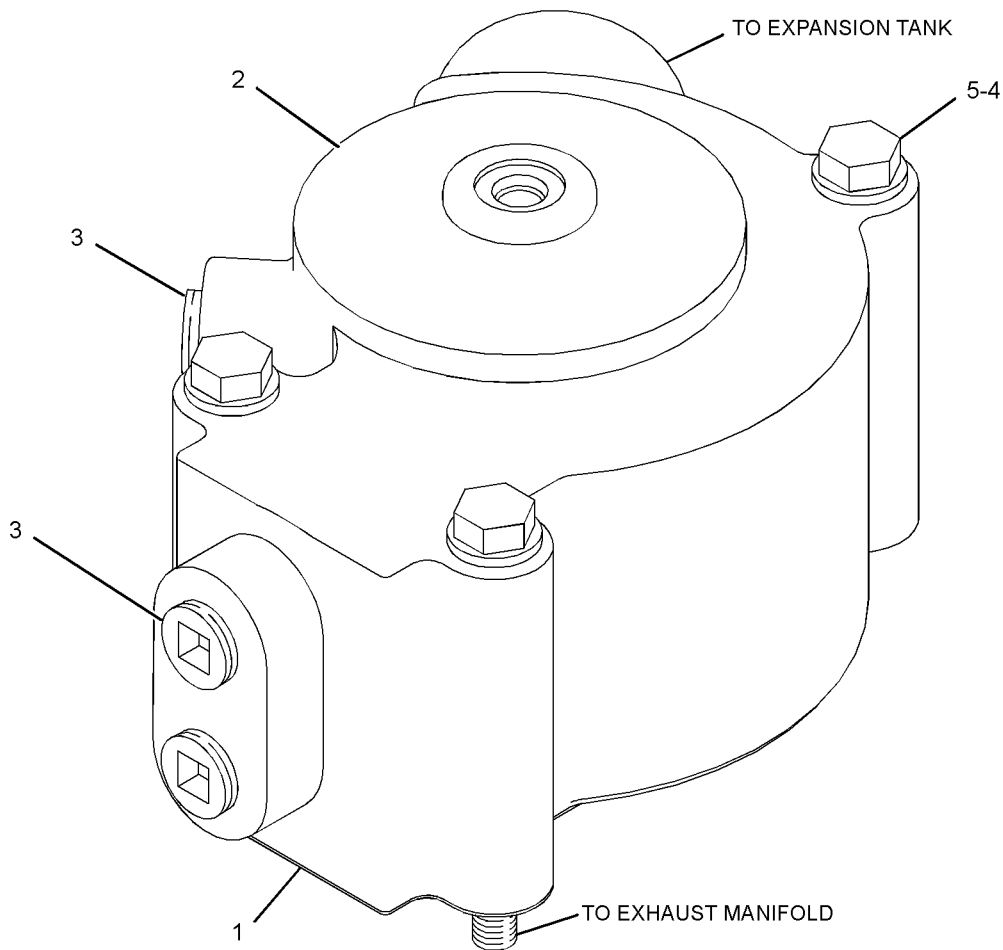
FOR USE WITH HEAT EXCHANGER COOLED ENGINES ONLY
ALSO AN ATTACHMENT

SMCS-139S

i02418491

NOTE	REF NO	GRAPHIC REF	PART NUMBER	QTY	PART NAME						SEE PAGE
					1	2	3	4	5	6 (PRODUCT LEVEL)	
	1	1	194-9568	1	GASKET						
	2	1	227-8400	1	HOUSING AS						
		1	3B-0623	1	PLUG-CUP						
		1	192-1412	1	HOUSING						
	3	1	2B-0858	3	PLUG-PIPE						
	4	1	8T-4121	3	WASHER-HARD (11X21X2.5-MM THK)						
M	5	1	8T-6685	3	BOLT (M10X1.5X110-MM)						

M-METRIC PART



GRAPHIC #1

<END>

g01259047

COOLING SYSTEM

269-7699 SEPARATOR GP-AIR

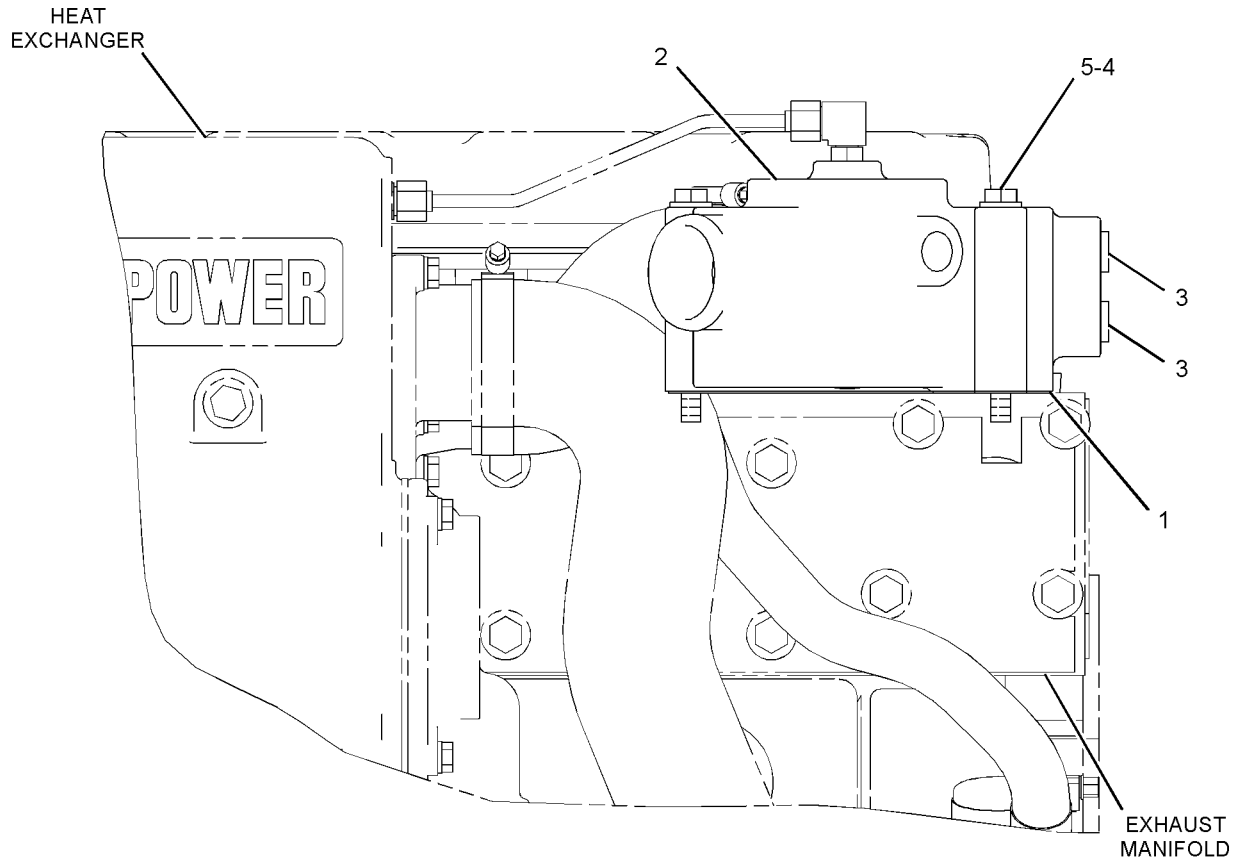
FOR USE WITH JACKET WATER BLOCK HEATER
AN ATTACHMENT

SMCS-139S

i02512511

NOTE	REF NO	GRAPHIC REF	PART NUMBER	QTY	PART NAME						SEE PAGE
					1	2	3	4	5	6 (PRODUCT LEVEL)	
	1	1	194-9568	1	GASKET						
	2	1	227-8400	1	HOUSING AS						
		1	3B-0623	1	PLUG-CUP						
	3	1	2B-0858	2	PLUG-PIPE						
	4	1	8T-4121	3	WASHER-HARD (11X21X2.5-MM THK)						
M	5	1	8T-6685	3	BOLT (M10X1.5X110-MM)						

M-METRIC PART



RIGHT SIDE VIEW

GRAPHIC #1

<END>

g01259639

AIR INLET AND EXHAUST SYSTEM

242-5336 AFTERCOOLER GP

CANNOT BE USED WITH 197-5991-PAGE 137, 199-6887-PAGE 139
AN ATTACHMENT

SMCS-1063

i03157453

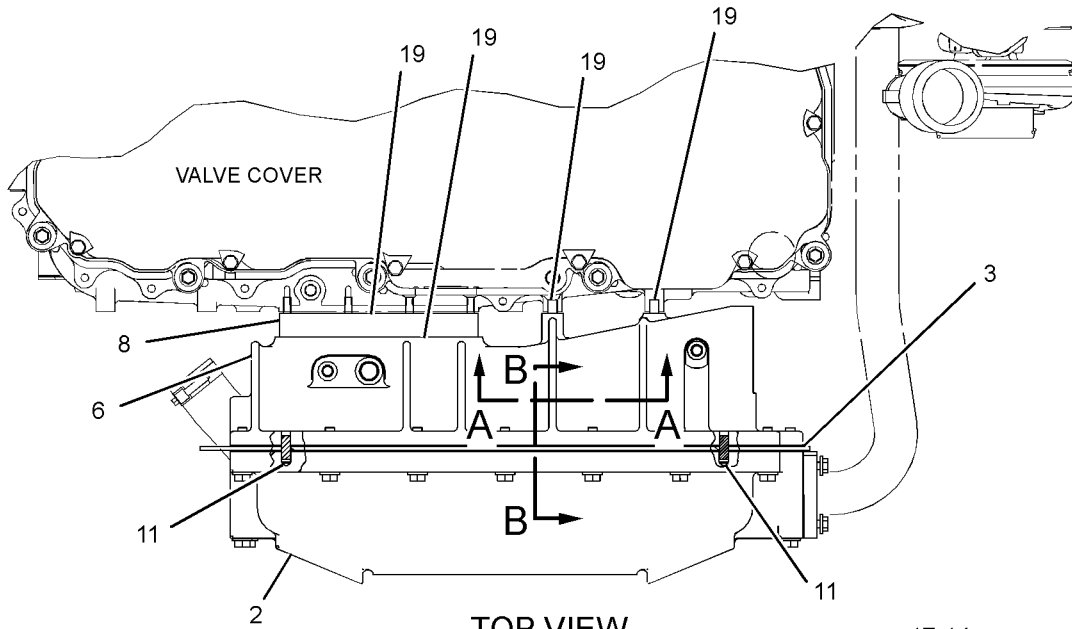
NOTE	REF NO	GRAPHIC REF	PART NUMBER	QTY	PART NAME						SEE PAGE
					1	2	3	4	5	6 (PRODUCT LEVEL)	
	1	1	4P-3871	2	GASKET						
	2	1	192-1413	1	COVER						
	3	1	194-9570	2	GASKET						
	4	1	209-3339	1	SEAL						
	5	1	227-8399	2	ADAPTER						
	6	1	238-0982	1	BASE (AFTERCOOLER)						
	7	1	315-8339	1	CORE AS-AFTERCOOLER						
	8	1	242-5337	1	PLATE-SPACER						
	9	1	3E-4352	4	WASHER-HARD (8.8X20.5X2.5-MM THK)						
	10	1	5K-5959	2	SEAL-O-RING						
	11	1	6V-3535	2	DOWEL						
M	12	1	6V-4249	14	BOLT (M10X1.5X50-MM)						
M	13	1	6V-5218	4	BOLT (M8X1.25X35-MM)						
	14	1	6V-5839	23	WASHER (11X21X2.5-MM THK)						
M	15	1	8T-0100	8	BOLT (M8X1.25X60-MM)						
M	16	1	8T-0643	4	BOLT (M10X1.5X80-MM)						
M	17	1	8T-5030	5	BOLT (M10X1.5X120-MM)						
	18	1	9M-1974	8	WASHER-HARD (8.8X16X2-MM THK)						
B	19	1	1U-8846		SEALANT-GASKET						
	20	1	264-1498	1	PLATE-CAT						

B-USE AS REQUIRED
M-METRIC PART

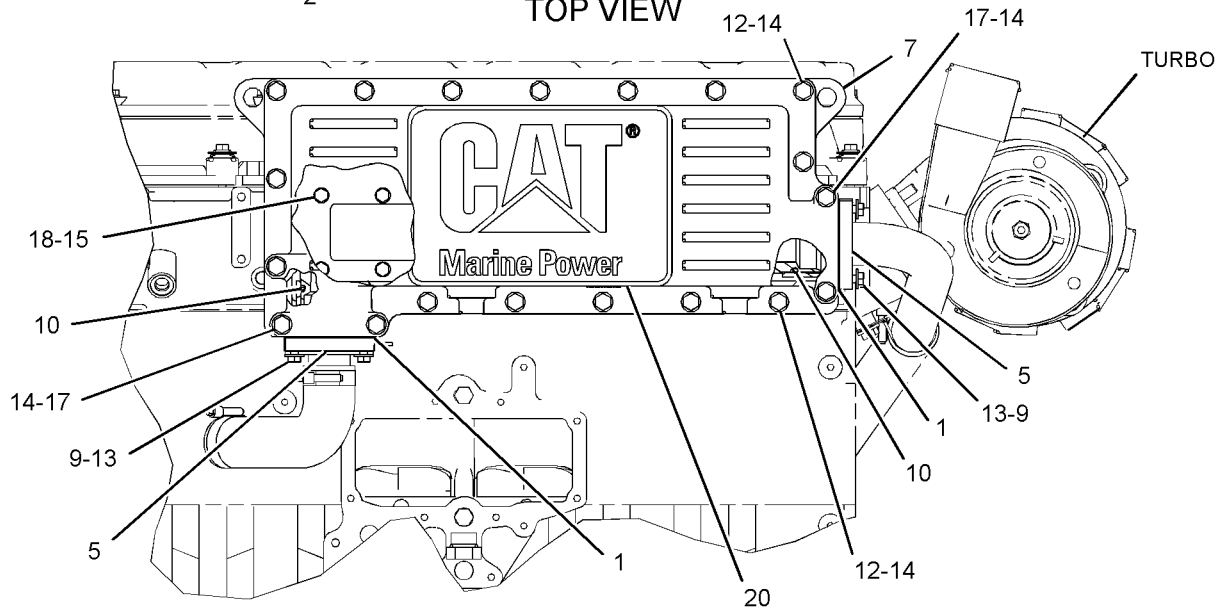
AIR INLET AND EXHAUST SYSTEM

242-5336 AFTERCOOLER GP (contd.)

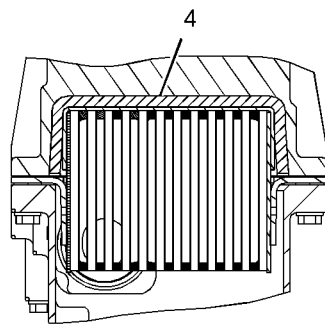
i03157453



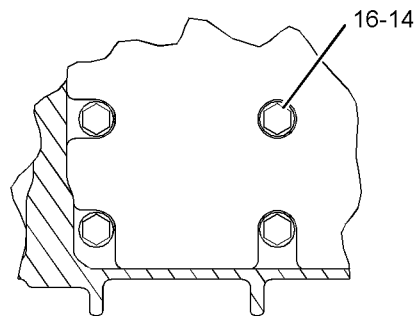
TOP VIEW



LEFT SIDE VIEW



SECTION B-B



SECTION A-A

GRAPHIC #1

<END>

g01189675

AIR INLET AND EXHAUST SYSTEM

197-5991 AFTERCOOLER GP-RAW WATER

12-VOLT

CANNOT BE USED WITH 199-6887-PAGE 139, 242-5336-PAGE 135
AN ATTACHMENT

SMCS-1063

i03157442

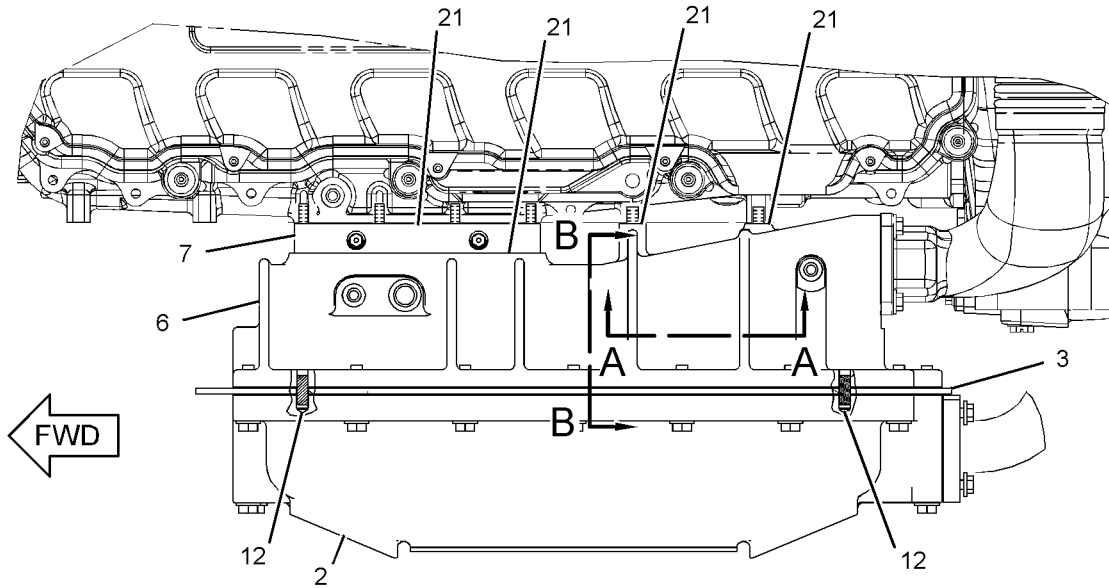
NOTE	REF NO	GRAPHIC REF	PART NUMBER	QTY	PART NAME						SEE PAGE
					1	2	3	4	5	6 (PRODUCT LEVEL)	
	1	1	4P-3871	2	GASKET						
	2	1	192-1413	1	COVER						
	3	1	194-9570	2	GASKET						
	4	1	209-3339	1	SEAL						
	5	1	227-8399	2	ADAPTER						
	6	1	238-0982	1	BASE						
	7	1	238-1826	1	HEATER AS-AIR INLET (12-VOLT, 1000-WATT)						
	8	1	315-8339	1	CORE AS-AFTERCOOLER						
	9	1	264-1498	1	PLATE-CAT						
	10	1	3E-4352	4	WASHER-HARD (8.8X20.5X2.5-MM THK)						
	11	1	5K-5959	2	SEAL-O-RING						
	12	1	6V-3535	2	DOWEL						
M	13	1	6V-4249	14	BOLT (M10X1.5X50-MM)						
M	14	1	6V-5218	4	BOLT (M8X1.25X35-MM)						
	15	1	6V-5839	23	WASHER (11X21X2.5-MM THK)						
M	16	1	8T-0100	8	BOLT (M8X1.25X60-MM)						
M	17	1	8T-0643	4	BOLT (M10X1.5X80-MM)						
M	18	1	8T-5030	5	BOLT (M10X1.5X120-MM)						
	19	1	9M-1974	8	WASHER-HARD (8.8X16X2-MM THK)						
B	21	1	1U-8846		SEALANT-GASKET						

B-USE AS REQUIRED
M-METRIC PART

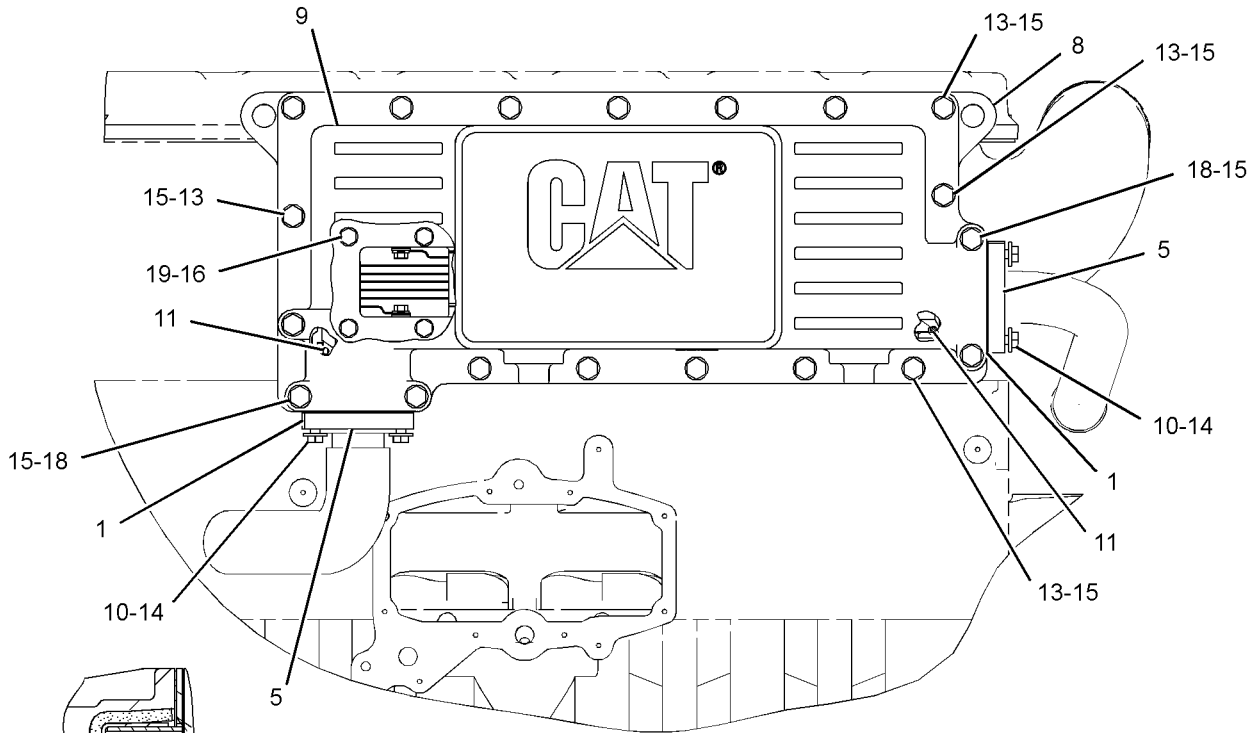
AIR INLET AND EXHAUST SYSTEM

197-5991 AFTERCOOLER GP-RAW WATER (contd.)

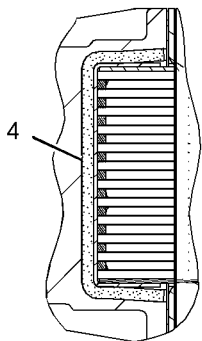
i03157442



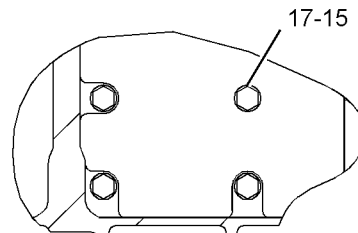
TOP VIEW



LEFT SIDE VIEW



SECTION B-B



SECTION A-A

GRAPHIC #1

<END>

g01192971

AIR INLET AND EXHAUST SYSTEM

199-6887 AFTERCOOLER GP-RAW WATER

24-VOLT

CANNOT BE USED WITH 197-5991-PAGE 137, 242-5336-PAGE 135
AN ATTACHMENT

SMCS-1063

i03157445

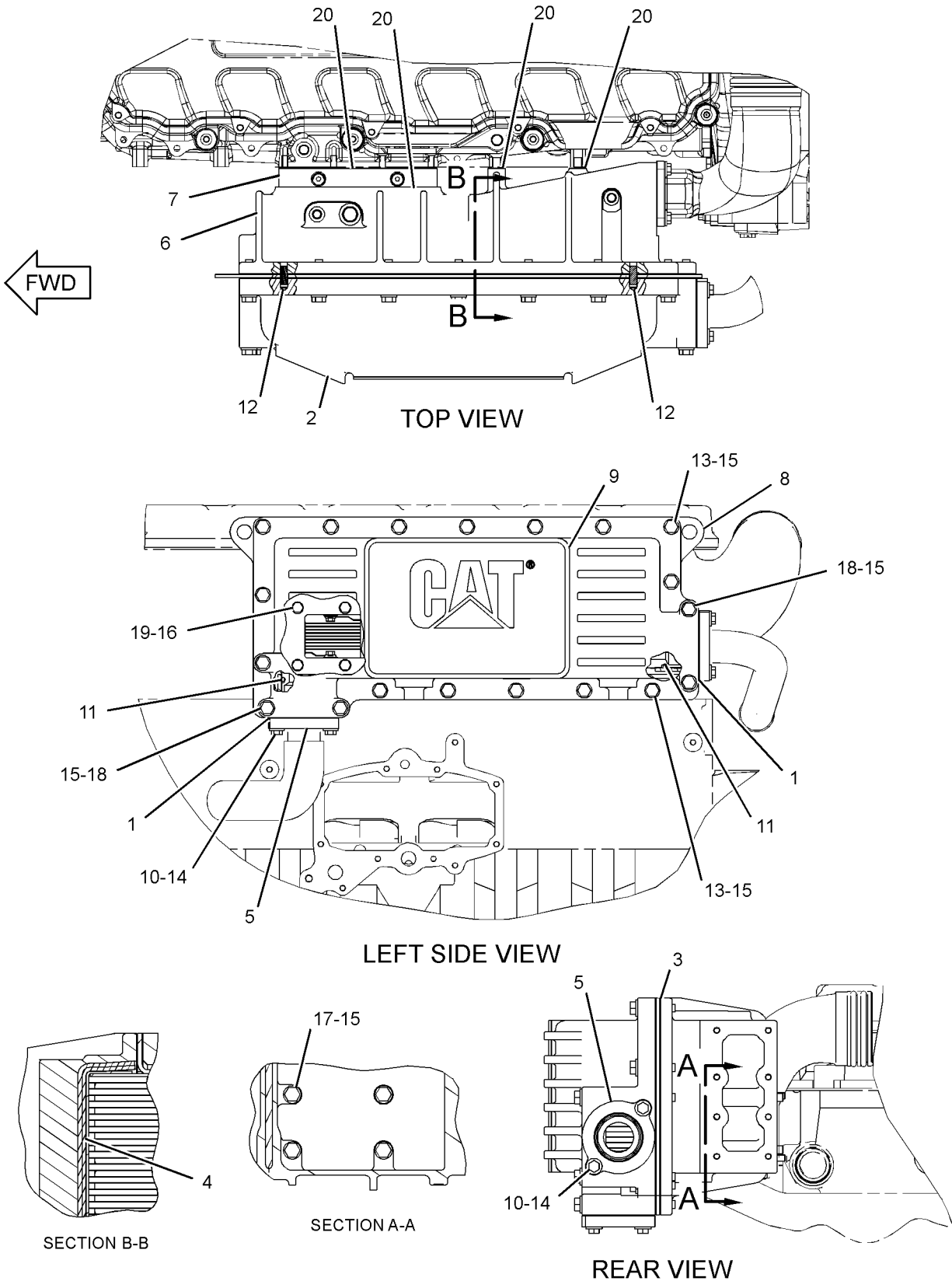
NOTE	REF NO	GRAPHIC REF	PART NUMBER	QTY	PART NAME						SEE PAGE
					1	2	3	4	5	6 (PRODUCT LEVEL)	
	1	1	4P-3871	2	GASKET						
	2	1	192-1413	1	COVER						
	3	1	194-9570	2	GASKET						
	4	1	209-3339	1	SEAL						
	5	1	227-8399	2	ADAPTER						
	6	1	238-0982	1	BASE						
	7	1	290-0556	1	STARTING AID GP (HEATER)						
	8	1	315-8339	1	CORE AS-AFTERCOOLER						
	9	1	264-1498	1	PLATE-CAT						
	10	1	3E-4352	4	WASHER-HARD (8.8X20.5X2.5-MM THK)						
	11	1	5K-5959	2	SEAL-O-RING						
	12	1	6V-3535	2	DOWEL						
M	13	1	6V-4249	14	BOLT (M10X1.5X50-MM)						
M	14	1	6V-5218	4	BOLT (M8X1.25X35-MM)						
	15	1	6V-5839	23	WASHER (11X21X2.5-MM THK)						
M	16	1	8T-0100	8	BOLT (M8X1.25X60-MM)						
M	17	1	8T-0643	4	BOLT (M10X1.5X80-MM)						
M	18	1	8T-5030	5	BOLT (M10X1.5X120-MM)						
	19	1	9M-1974	8	WASHER-HARD (8.8X16X2-MM THK)						
B	20	1	1U-8846		SEALANT-GASKET						

B-USE AS REQUIRED
M-METRIC PART

AIR INLET AND EXHAUST SYSTEM

199-6887 AFTERCOOLER GP-RAW WATER (contd.)

i03157445



GRAPHIC #1

<END>

g01181005

AIR INLET AND EXHAUST SYSTEM

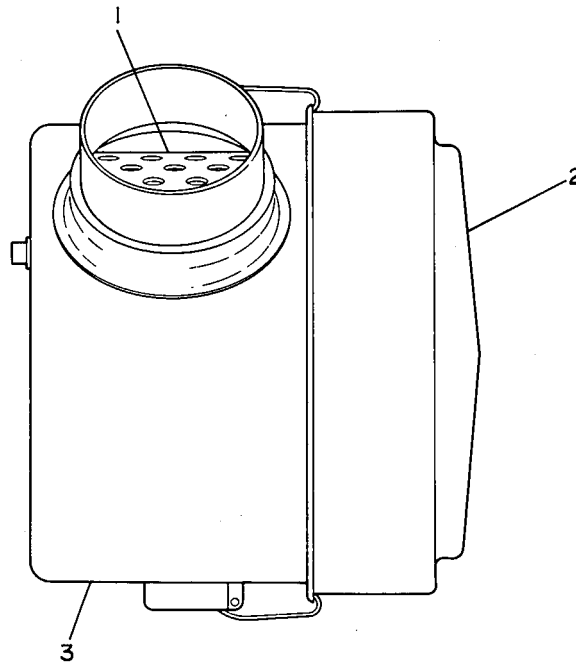
6N-3685 AIR CLEANER GP

PART OF 242-3118 AIR CLEANER GP
AN ATTACHMENT

SMCS-1051, 1054

i02000225

NOTE	REF NO	GRAPHIC REF	PART NUMBER	QTY	PART NAME						SEE PAGE
					1	2	3	4	5	6 (PRODUCT LEVEL)	
	1	1	4L-9852	1	FILTER ELEMENT AS-AIR (PRIMARY) (AIR CLEANER)						
	2	1	1W-8589	1	COVER-AIR CLEANER						
	3	1	7L-8470	1	BODY AS (AIR CLEANER)						
					AVAILABLE REPAIR KIT(S):						
			2N-9882	1	KIT-SPACER (AIR CLEANER)						
					(INCLUDES SPACERS AND ADHESIVE)						



GRAPHIC #1

<END>

g00191422

AIR INLET AND EXHAUST SYSTEM

242-3118 AIR CLEANER GP

CANNOT BE USED WITH 242-0837-PAGE 155, 242-6083-PAGE 144
AN ATTACHMENT

SMCS-1051, 1054

i02585881

NOTE	REF NO	GRAPHIC REF	PART NUMBER	QTY	PART NAME	SEE PAGE
					1 2 3 4 5 6 (PRODUCT LEVEL)	
	1	1	2W-9172	1	ADAPTER-AIR CLEANER	
	2	1	5L-7875	2	BAND-AIR CLEANER	
Y	3	1	6N-3685	1	AIR CLEANER GP	141
	4	1	7S-0687	1	INDICATOR-AIR FILTER CHANGE	
	5	1	184-6537	1	BRACKET AS	
	6	1	241-6929	1	BRACKET AS	
M		1	9R-2821	2	BOSS (M10X1.5X15-MM)	
	7	1	241-6930	1	HOSE-AIR INLET	
	8	1	3E-4352	4	WASHER-HARD (8.8X20.5X2.5-MM THK)	
	9	1	3H-0976	1	SEAL-O-RING	
	10	1	5K-5068	1	FITTING-PIPE	
	11	1	8T-6726	2	CLAMP-HOSE	
M	12	1	5P-7970	2	NUT (M8X1.25-THD)	
M	13	1	8T-0275	2	BOLT (M6X1X50-MM)	
M	14	1	6V-5221	2	BOLT (M8X1.25X80-MM)	
	15	1	6V-5839	4	WASHER (11X21X2.5-MM THK)	
M	16	1	6V-8225	2	NUT (M6X1-THD)	
M	17	1	8T-0644	4	BOLT (M10X1.5X90-MM)	
	18	1	9X-8267	4	WASHER (6.6X12X2-MM THK)	

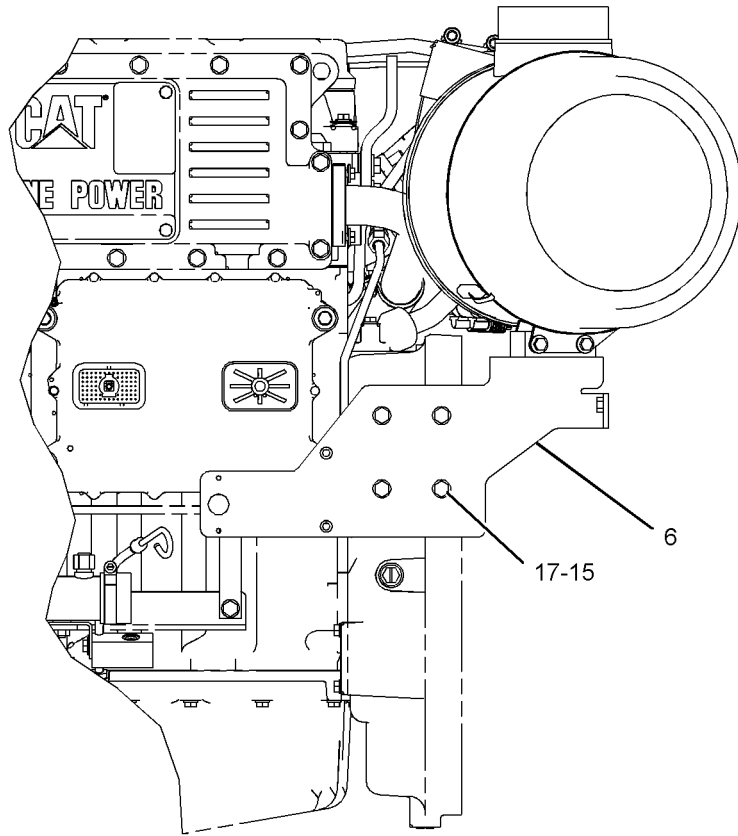
M-METRIC PART

Y-SEPARATE ILLUSTRATION

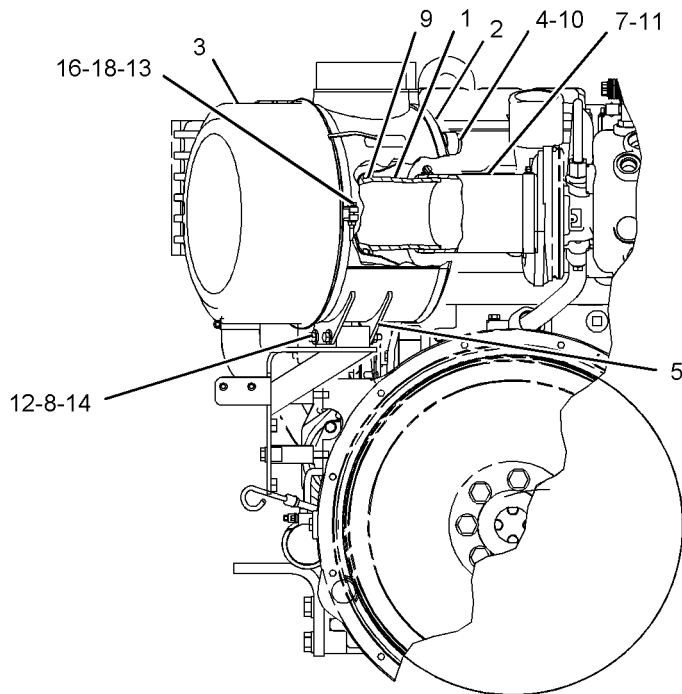
AIR INLET AND EXHAUST SYSTEM

242-3118 AIR CLEANER GP (contd.)

i02585881



LEFT SIDE VIEW



REAR VIEW

GRAPHIC #1

<END>

g01138487

AIR INLET AND EXHAUST SYSTEM

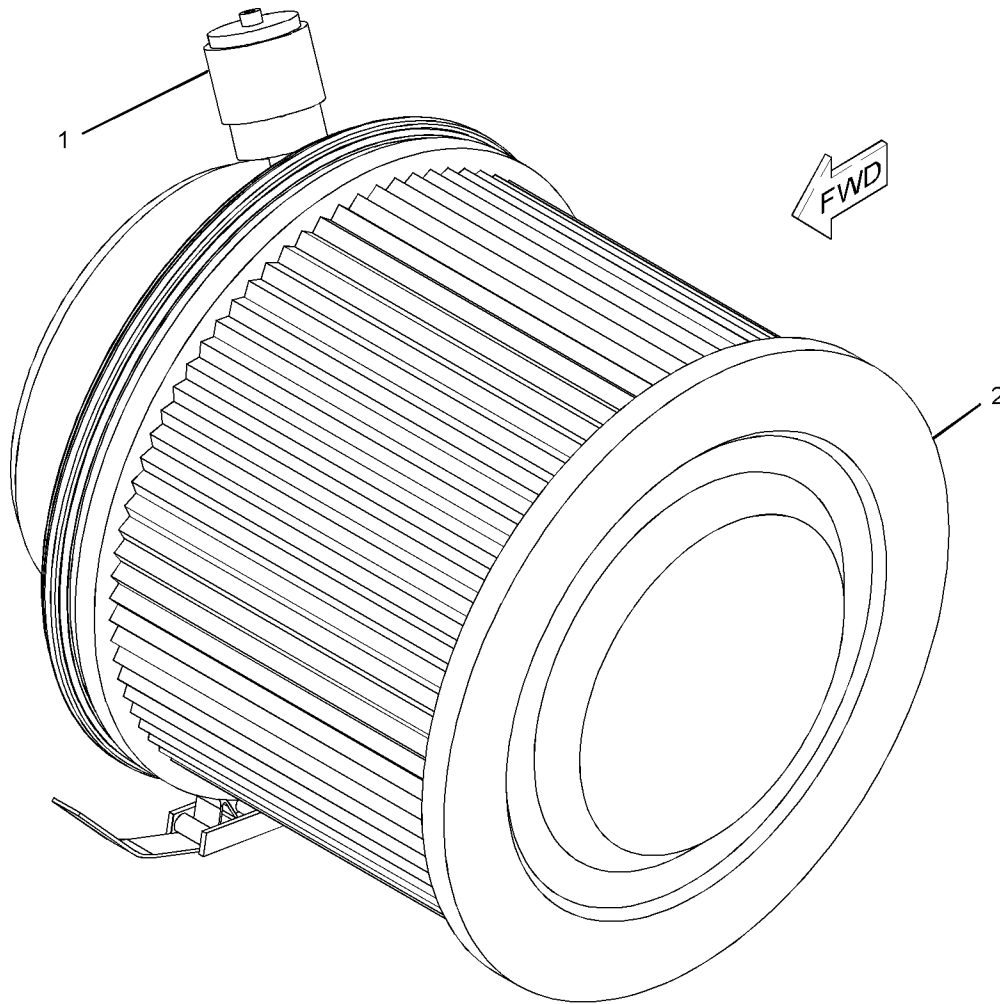
242-6083 AIR CLEANER GP CANNOT BE USED WITH 242-3118—PAGE 142 AN ATTACHMENT

SMCS-1051, 1054

i01986295

NOTE	REF NO	GRAPHIC REF	PART NUMBER	QTY	PART NAME						SEE PAGE
					1	2	3	4	5	6 (PRODUCT LEVEL)	
	1	1	2N-3323	1	INDICATOR-AIR FILTER CHANGE						
Y	2	1	243-5835	1	AIR CLEANER GP						145

Y-SEPARATE ILLUSTRATION



GRAPHIC #1

<END>

g01033020

AIR INLET AND EXHAUST SYSTEM

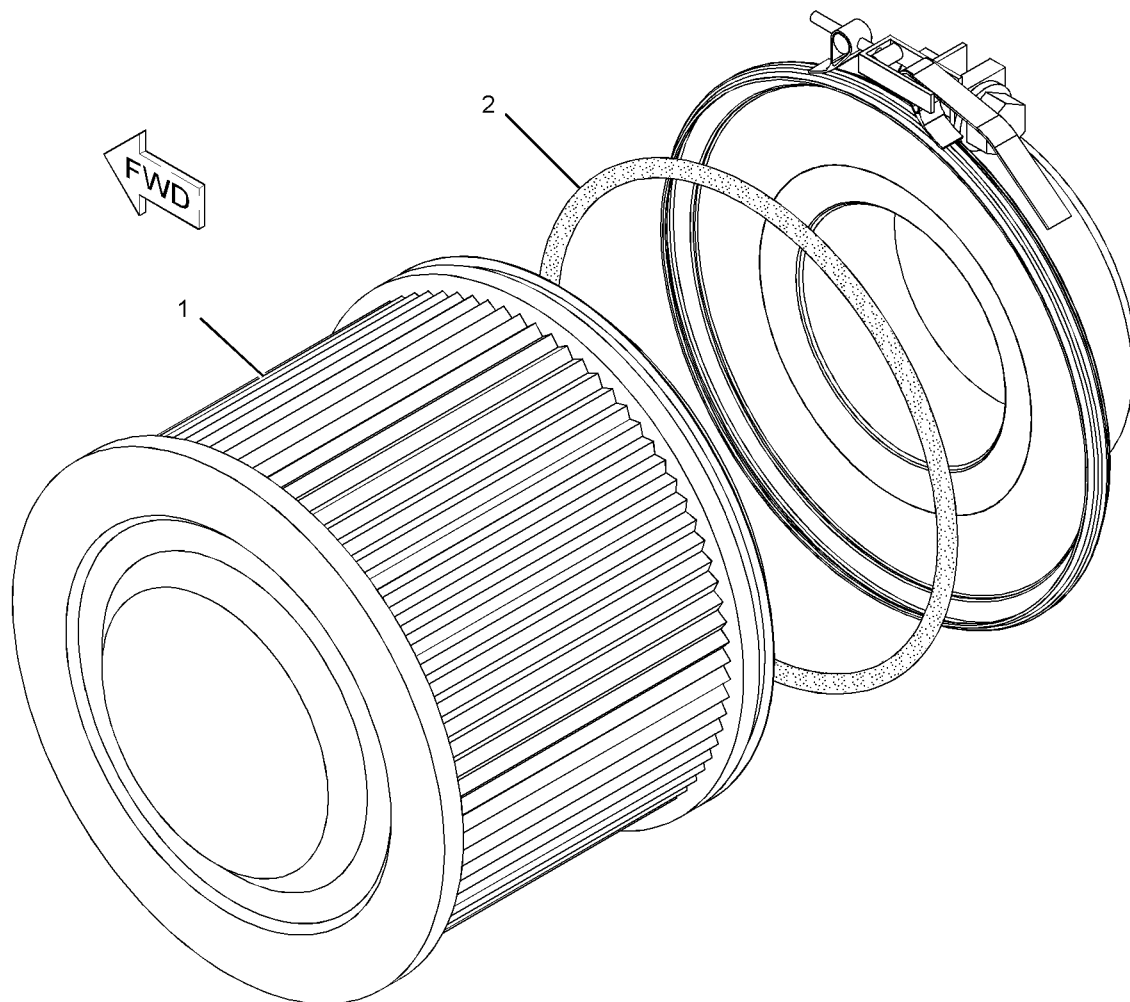
243-5835 AIR CLEANER GP

PART OF 242-6083 AIR CLEANER GP
AN ATTACHMENT

SMCS-1051, 1054

i02897162

NOTE	REF NO	GRAPHIC REF	PART NUMBER	QTY	PART NAME						SEE PAGE		
					1	2	3	4	5	6 (PRODUCT LEVEL)			
	1	1	243-6350	1	FILTER ELEMENT-AIR (PRIMARY)								
	2	1	5F-6222	1	SEAL-O-RING								
					AVAILABLE REPAIR KIT(S):								
					102-9720	1	KIT-CLEANING (AIR FILTER)						
					(INCLUDES AIR FILTER OIL AND AIR FILTER CLEANER)								



GRAPHIC #1

<END>

g01411219

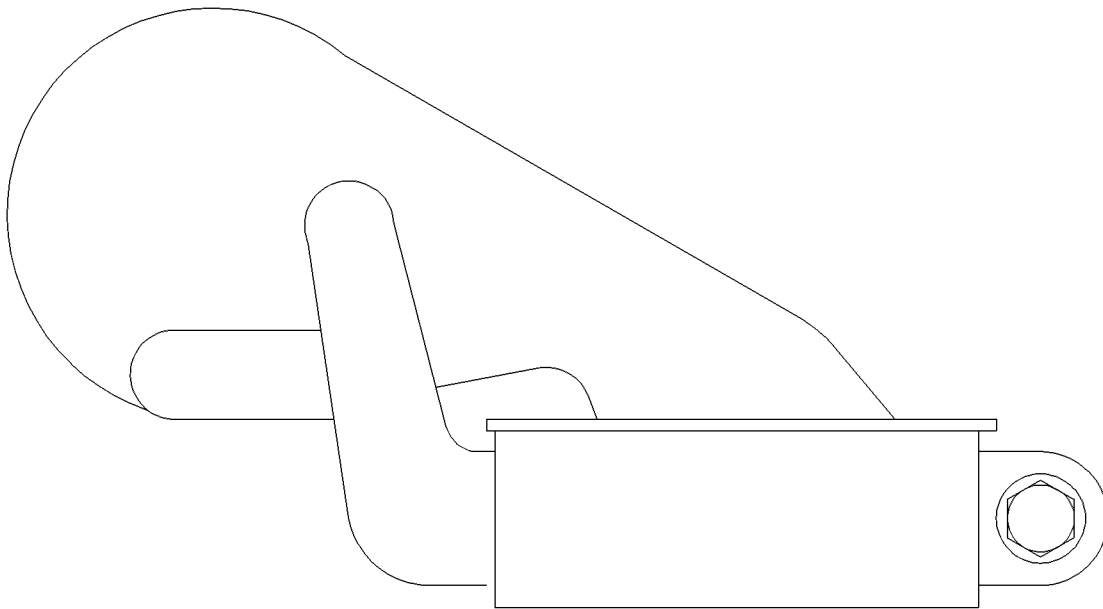
AIR INLET AND EXHAUST SYSTEM

7S-4411 CAP AS-RAIN AN ATTACHMENT

SMCS-1072

i02512569

NOTE	REF NO	GRAPHIC REF	PART NUMBER	QTY	PART NAME	SEE PAGE
					1 2 3 4 5 6 (PRODUCT LEVEL)	
(NO SERVICED PARTS)						



GRAPHIC #1

<END>

g00595606

AIR INLET AND EXHAUST SYSTEM

165-4464 ELBOW GP-AIR INLET

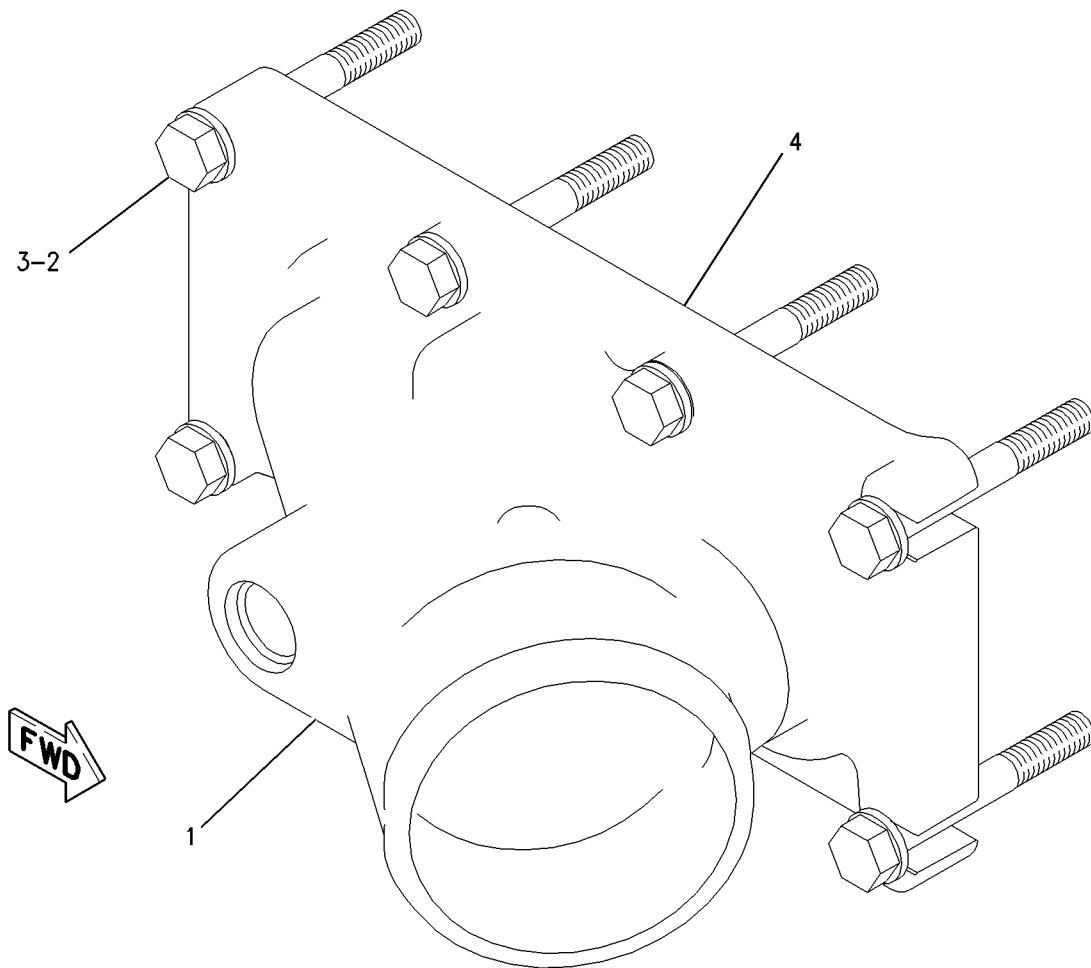
CANNOT BE USED WITH 242-5336-PAGE 135, 199-6887-PAGE 139, 197-5991-PAGE 137
AN ATTACHMENT

SMCS-1087

i02293197

NOTE	REF NO	GRAPHIC REF	PART NUMBER	QTY	PART NAME						SEE PAGE
					1	2	3	4	5	6 (PRODUCT LEVEL)	
	1	1	193-4011	1	ELBOW						
M	2	1	8T-0100	8	BOLT (M8X1.25X60-MM)						
	3	1	9M-1974	8	WASHER-HARD (8.8X16X2-MM THK)						
B	4	1	1U-8846		SEALANT-GASKET						

B- USE AS REQUIRED
M-METRIC PART



GRAPHIC #1

<END>

g00888687

AIR INLET AND EXHAUST SYSTEM

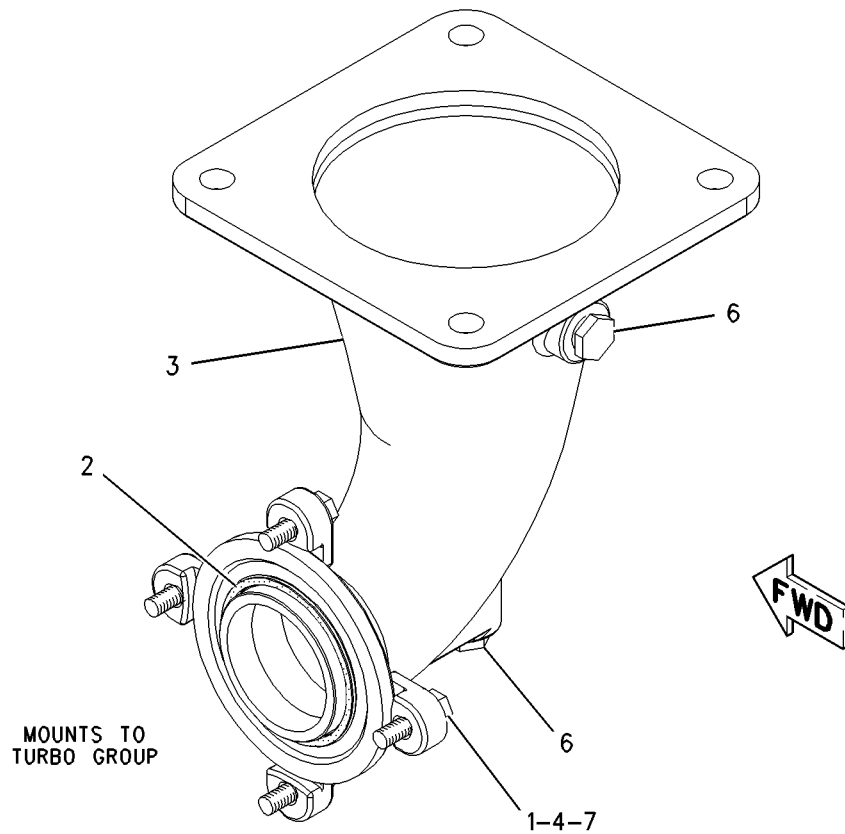
213-8170 ELBOW GP-EXHAUST-DRY AN ATTACHMENT

SMCS-1061

i01965210

NOTE	REF NO	GRAPHIC REF	PART NUMBER	QTY	PART NAME						SEE PAGE
					1	2	3	4	5	6 (PRODUCT LEVEL)	
	1	1	110-8314	4	WASHER (10.3X18.3X2.66-MM THK)						
	2	1	170-6115	1	GASKET						
	3	1	213-8169	1	ELBOW-EXHAUST						
	4	1	129-1666	4	CLIP						
	6	1	3J-5389	2	PLUG						
M	7	1	8T-4196	4	BOLT (M10X1.5X35-MM)						

M-METRIC PART



GRAPHIC #1

<END>

g00854013

AIR INLET AND EXHAUST SYSTEM

8L - 9859 ELBOW-EXHAUST

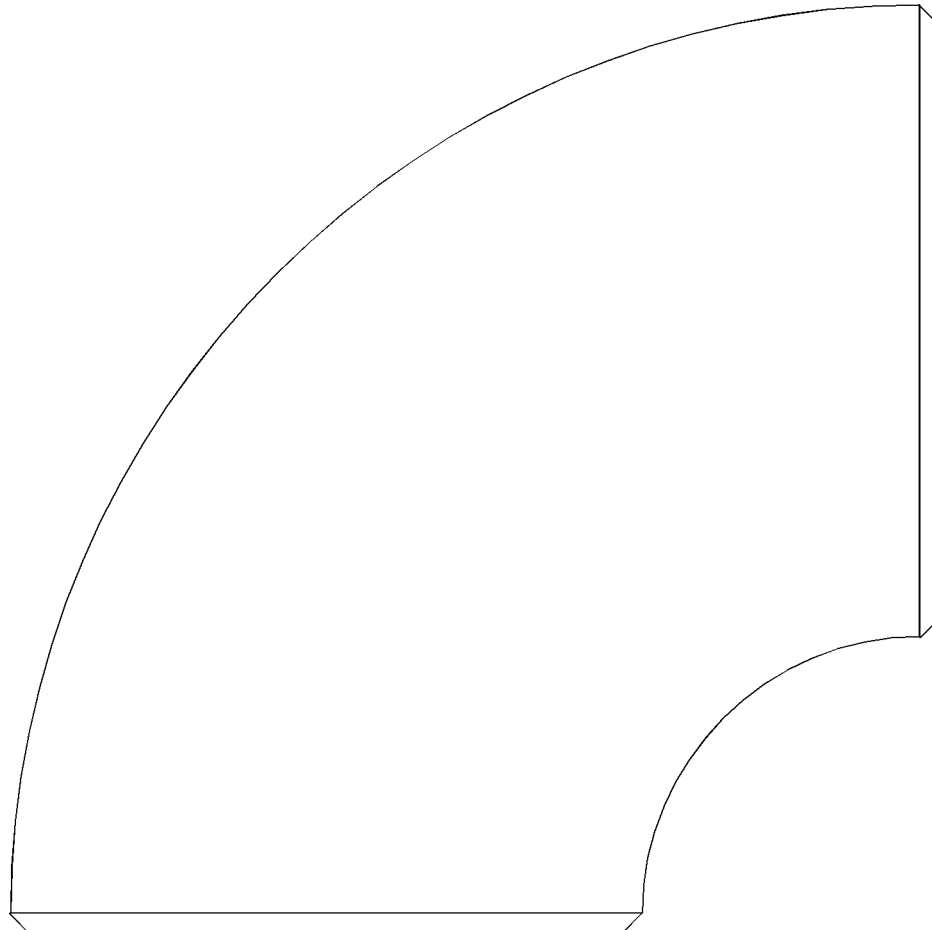
152.4 MM (6 INCH)

AN ATTACHMENT

SMCS-1061

i02000186

NOTE	REF NO	GRAPHIC REF	PART NUMBER	QTY	PART NAME						SEE PAGE
					1	2	3	4	5	6 (PRODUCT LEVEL)	
(NO SERVICED PARTS)											



GRAPHIC #1

<END>

g01036063

AIR INLET AND EXHAUST SYSTEM

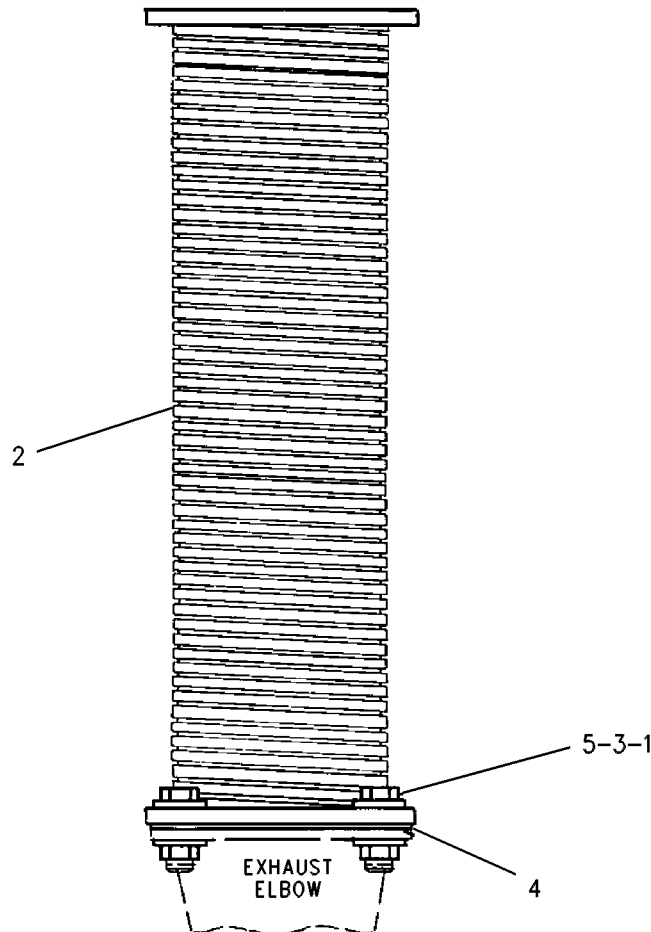
2W-7847 FITTING GP-EXHAUST

152 MM (6 INCH). FLEXIBLE
AN ATTACHMENT

SMCS-1061

i02024724

NOTE	REF NO	GRAPHIC REF	PART NUMBER	QTY	PART NAME						SEE PAGE
					1	2	3	4	5	6 (PRODUCT LEVEL)	
	1	1	5P-8247	8	WASHER-HARD (17X32X3.5-MM THK)						
	2	1	3N-3017	1	ADAPTER AS (FLEXIBLE)						
		1	5N-4739	2	FLANGE						
	3	1	1B-5358	4	NUT-FULL						
	4	1	5H-8331	1	GASKET						
	5	1	8S-9092	4	BOLT (5/8-11X2.25-IN)						



GRAPHIC #1

<END>

g00617939

AIR INLET AND EXHAUST SYSTEM

2W-7851 FLANGE GP-EXHAUST

152 MM (6 IN) DIA PIPE

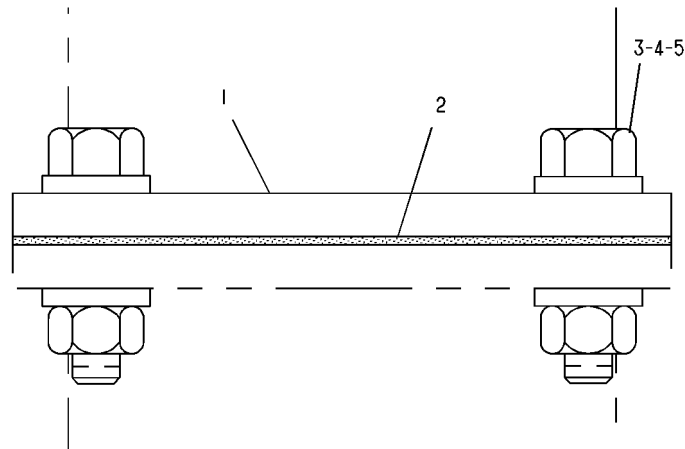
FOR USE WITH EXHAUST PIPE & EXHAUST ELBOW. CANNOT BE USED WITH WATERCOOLED
EXHAUST ELBOW
AN ATTACHMENT

SMCS-1061

i00663521

NOTE	REF NO	GRAPHIC REF	PART NUMBER	QTY	PART NAME						SEE PAGE
					1	2	3	4	5	6 (PRODUCT LEVEL)	
C	1	1	5N-4739	1	FLANGE						
	2	1	5H-8331	1	GASKET						
	3	1	1A-1135	4	BOLT (5/8-11X2-IN)						
	4	1	1B-5358	4	NUT-FULL						
	5	1	5P-8247	8	WASHER-HARD (17X32X3.5-MM THK)						

C-CHANGE FROM PREVIOUS TYPE



GRAPHIC #1

<END>

g00166957

AIR INLET AND EXHAUST SYSTEM

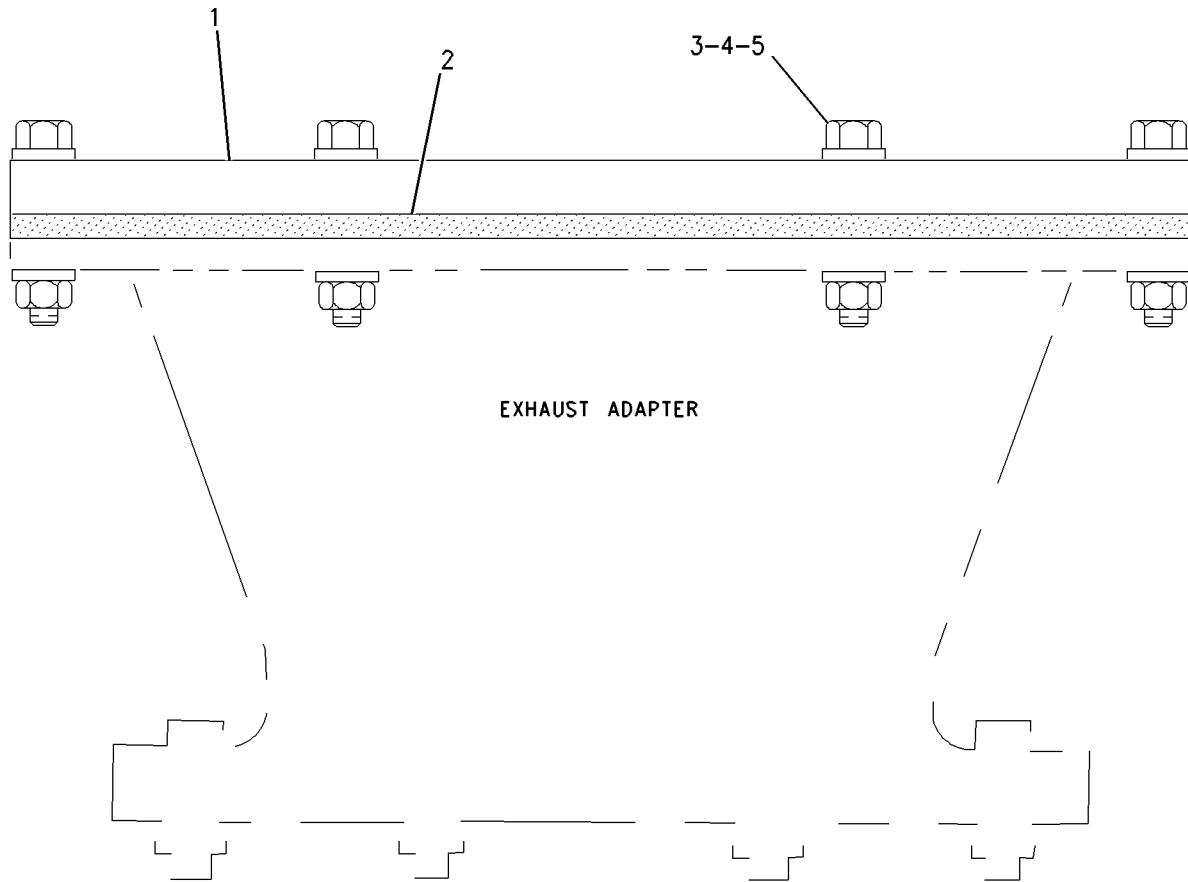
2W-7860 FLANGE GP-EXHAUST

FOR USE WITH 2W-4072 MUFFLER
AN ATTACHMENT

SMCS-1061

i02486451

NOTE	REF NO	GRAPHIC REF	PART NUMBER	QTY	PART NAME						SEE PAGE
					1	2	3	4	5	6 (PRODUCT LEVEL)	
	1	1	2W-7861	1	FLANGE - EXHAUST						
	2	1	2W-7862	1	GASKET - EXHAUST						
	3	1	5L-4398	6	BOLT (1/2-13X2.25-IN)						
	4	1	1B-5357	6	NUT - FULL (1/2-13-THD)						
	5	1	5P-8245	12	WASHER - HARD (13.5X25.5X3-MM THK)						



GRAPHIC #1

<END>

g00768699

AIR INLET AND EXHAUST SYSTEM

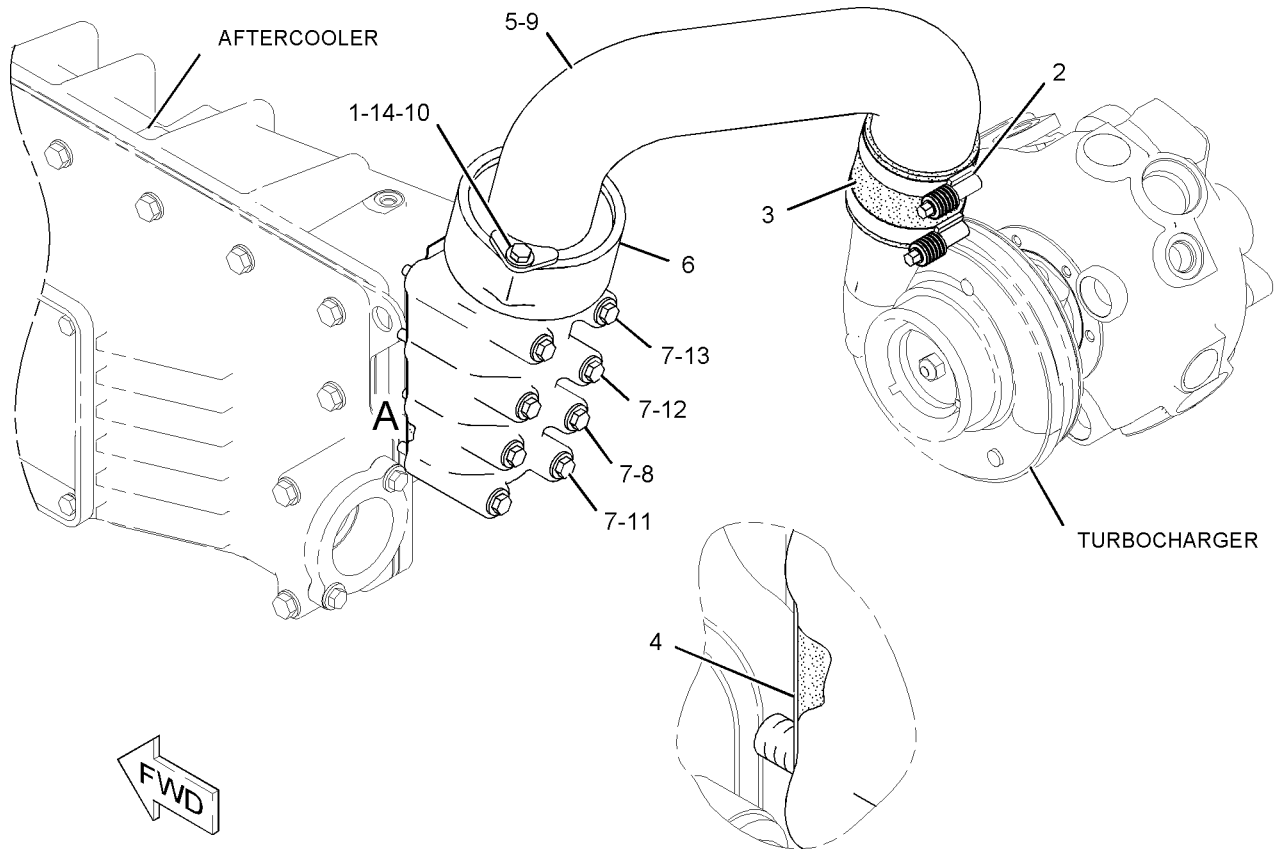
241-8901 LINES GP-AIR

SMCS-1071

i02196933

NOTE	REF NO	GRAPHIC REF	PART NUMBER	QTY	PART NAME						SEE PAGE
					1	2	3	4	5	6 (PRODUCT LEVEL)	
	1	1	7W-1944	2	RETAINER						
	2	1	144-0367	2	CLAMP - HOSE						
	3	1	126-5882	1	HOSE						
	4	1	194-9569	1	GASKET						
	5	1	241-6924	1	TUBE AS						
	6	1	241-6925	1	ELBOW						
	7	1	3E-4352	8	WASHER-HARD (8.8X20.5X2.5-MM THK)						
M	8	1	6V-3821	2	BOLT (M8X1.25X110-MM)						
	9	1	6V-3917	2	SEAL-O-RING						
	10	1	2B-2695	2	BOLT (5/16-18X0.875-IN)						
M	11	1	6V-5223	2	BOLT (M8X1.25X100-MM)						
M	12	1	7X-0457	2	BOLT (M8X1.25X130-MM)						
M	13	1	7X-0870	2	BOLT (M8X1.25X140-MM)						
	14	1	9M-1974	2	WASHER-HARD (8.8X16X2-MM THK)						

M-METRIC PART



GRAPHIC #1

<END>

g01109648

AIR INLET AND EXHAUST SYSTEM

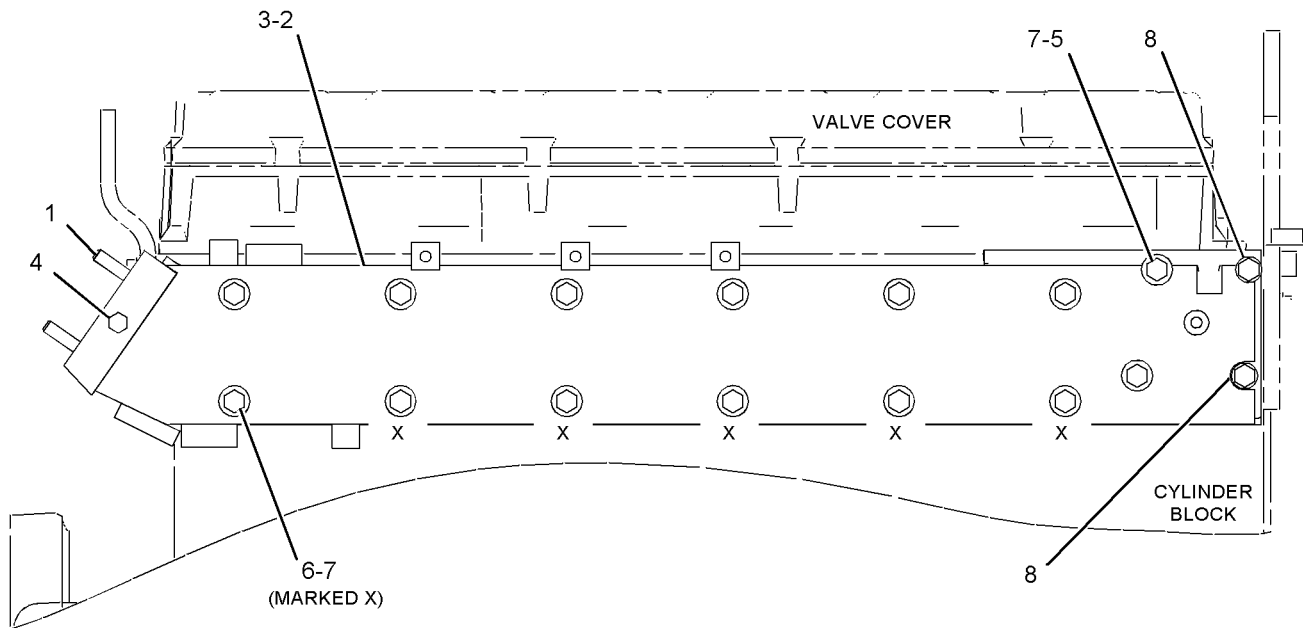
197-5987 MANIFOLD GP-EXHAUST

SMCS - 1059

i02234173

NOTE	REF NO	GRAPHIC REF	PART NUMBER	QTY	PART NAME						SEE PAGE
					1	2	3	4	5	6 (PRODUCT LEVEL)	
M	1	1	186-0870	4	STUD - TAPERLOCK						
	2	1	188-2919	1	MANIFOLD-EXHAUST						
	3	1	192-2133	1	GASKET-EXHAUST MANIFOLD						
	4	1	5M-6213	1	PLUG-PIPE						
M	5	1	8T-9085	10	BOLT (M10X1.5X150-MM)						
M	6	1	8T-7950	6	BOLT (M10X1.5X180-MM)						
	7	1	3E-4353	14	WASHER-HARD (11X25X3-MM THK)						
	8	1	6V-5839	2	WASHER (11X21X2.5-MM THK)						

M-METRIC PART



GRAPHIC #1

<END>

g01126901

AIR INLET AND EXHAUST SYSTEM

242-0837 MOUNTING GP-AIR CLEANER

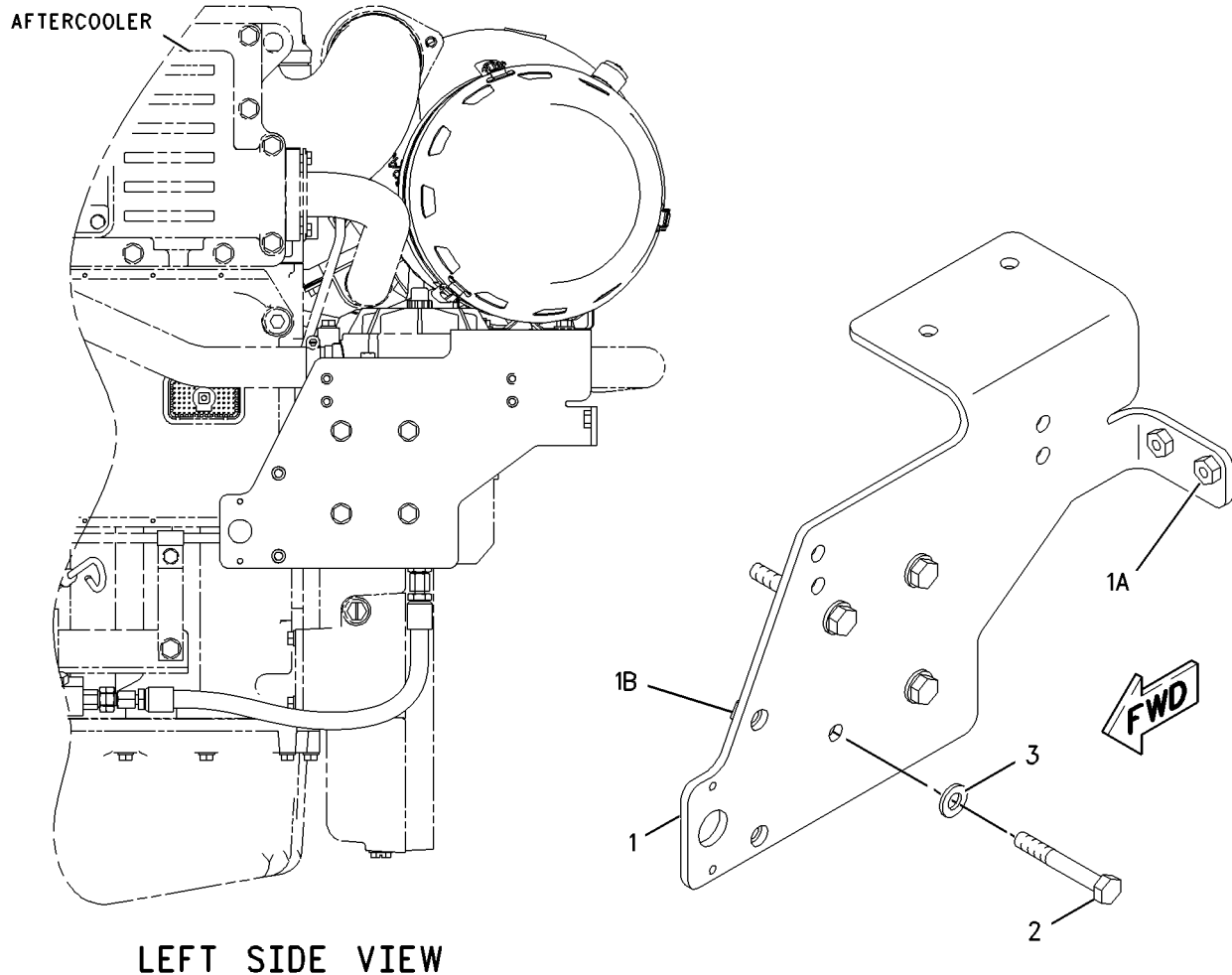
CANNOT BE USED WITH 242-3118-PAGE 142, 242-6083-PAGE 144
AN ATTACHMENT

SMCS-1051

i03537464

NOTE	REF NO	GRAPHIC REF	PART NUMBER	QTY	PART NAME						SEE PAGE
					1	2	3	4	5	6 (PRODUCT LEVEL)	
	1	1	241-6926	1	BRACKET AS						
M	1A	1	8T-3612	6	NUT-WELD (M8X1.25-THD)						
M	1B	1	8T-3490	2	NUT-WELD (M10X1.5-THD)						
M	2	1	8T-0644	4	BOLT (M10X1.5X90-MM)						
	3	1	6V-5839	4	WASHER (11X21X2.5-MM THK)						

M-METRIC PART



LEFT SIDE VIEW

GRAPHIC #1

<END>

g00948553

AIR INLET AND EXHAUST SYSTEM


2W-4072 MUFFLER

152-MM (6-IN)
AN ATTACHMENT

SMCS - 1062

i02827258

NOTE	REF NO	GRAPHIC REF	PART NUMBER	QTY	PART NAME						SEE PAGE
					1	2	3	4	5	6 (PRODUCT LEVEL)	
(NO SERVICED PARTS)											



GRAPHIC #1

<END>

g00283681

AIR INLET AND EXHAUST SYSTEM

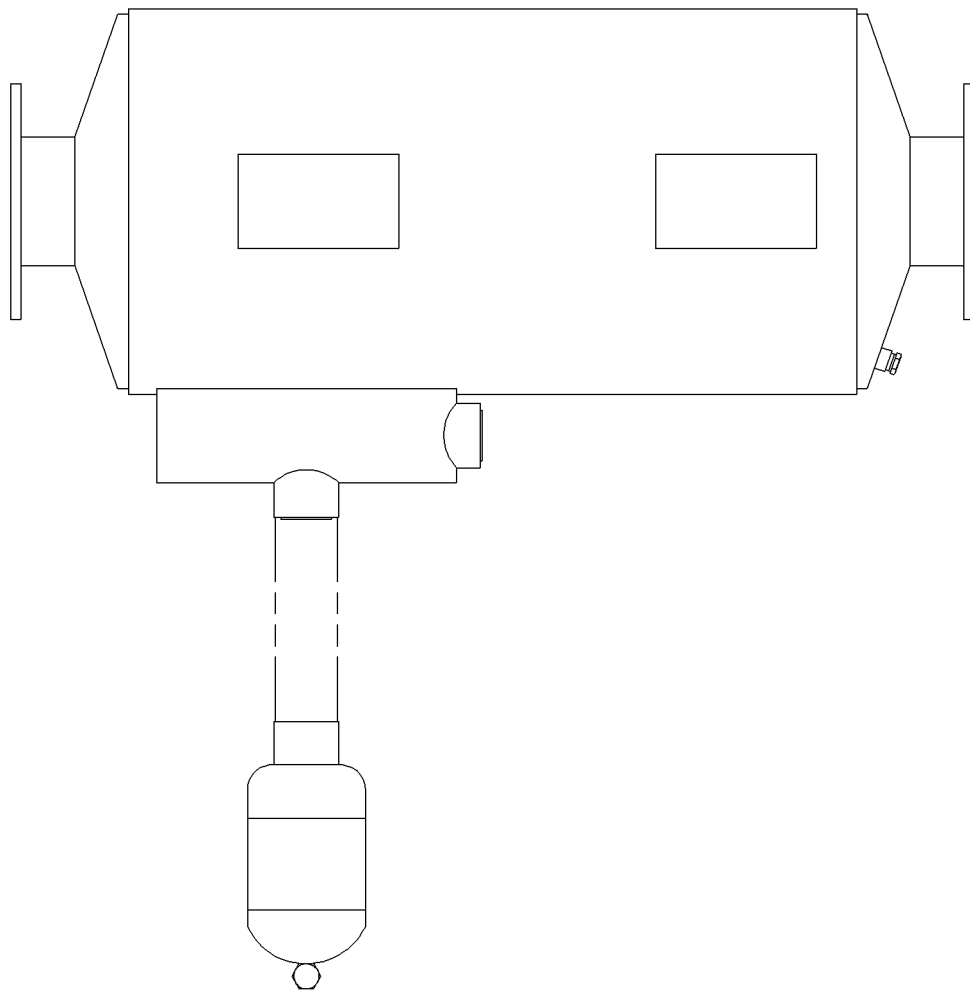
165-6557 MUFFLER GP-SPARK ARRESTOR

152-MM (6-IN)
AN ATTACHMENT

SMCS-1062

i02827238

NOTE	REF NO	GRAPHIC REF	PART NUMBER	QTY	PART NAME						SEE PAGE
					1	2	3	4	5	6 (PRODUCT LEVEL)	
(NO SERVICED PARTS)											



GRAPHIC #1

<END>

g00849209

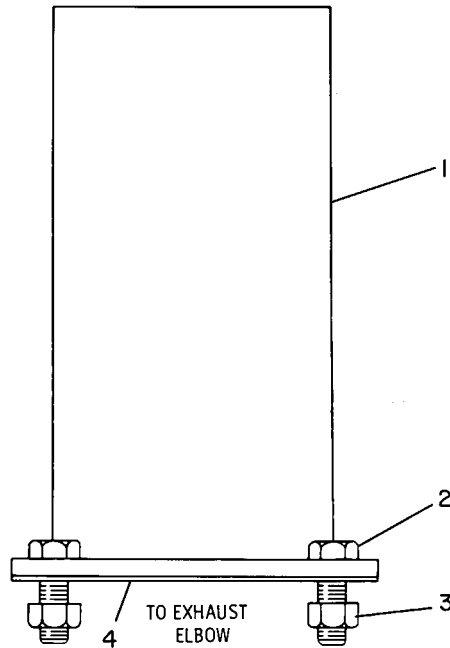
AIR INLET AND EXHAUST SYSTEM

4L-5801 PIPE GP-EXHAUST AN ATTACHMENT

SMCS-1061

i02829295

NOTE	REF NO	GRAPHIC REF	PART NUMBER	QTY	PART NAME						SEE PAGE
					1	2	3	4	5	6 (PRODUCT LEVEL)	
	1	1	5L-2264	1	PIPE AS (EXHAUST)						
	2	1	0S-1566	4	BOLT (5/8-11X1.5-IN)						
	3	1	1B-5358	4	NUT-FULL (5/8-11-THD)						
	4	1	5H-8331	1	GASKET						



GRAPHIC #1

<END>

g00205793

AIR INLET AND EXHAUST SYSTEM

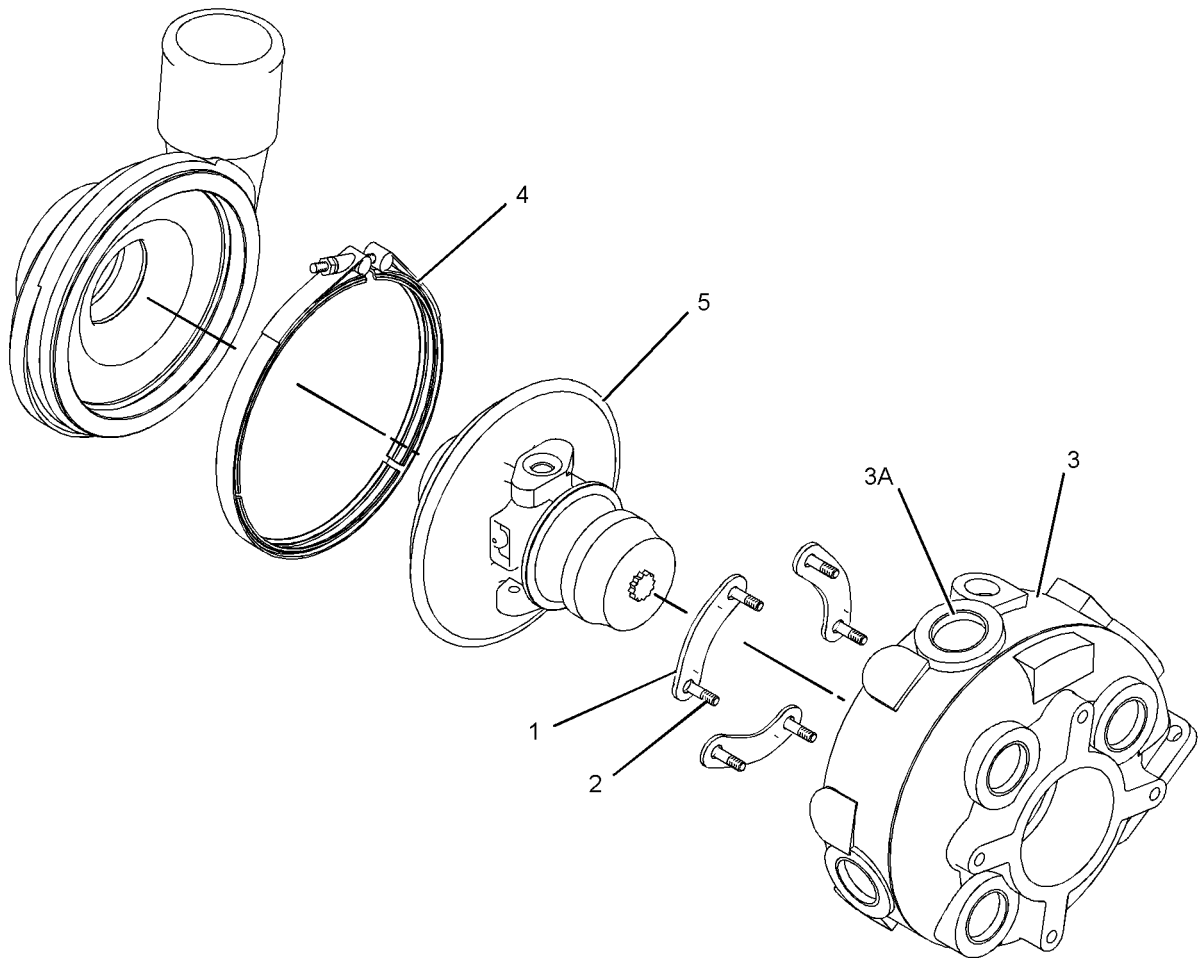
241-9059 TURBOCHARGER GP*R

PART OF 242-3580 TURBOCHARGER GP

SMCS-1052, 1053

i02848405

NOTE	REF NO	GRAPHIC REF	PART NUMBER	QTY	PART NAME						SEE PAGE
					1	2	3	4	5	6 (PRODUCT LEVEL)	
	1	1	120-2243	3	PLATE-CLAMP (TURBINE)						
	2	1	120-2244	6	BOLT (M8X1.25X14-MM)						
	3	1	135-2648	1	HOUSING AS-TURBINE						
	3A	1	4K-0149	7	PLUG-CUP						
	4	1	158-6072	1	CLAMP AS (COMPRESSOR)						
	5	1	224-4859	1	CARTRIDGE GP-TURBOCHARGER						



GRAPHIC #1

<END>

g01117666

AIR INLET AND EXHAUST SYSTEM

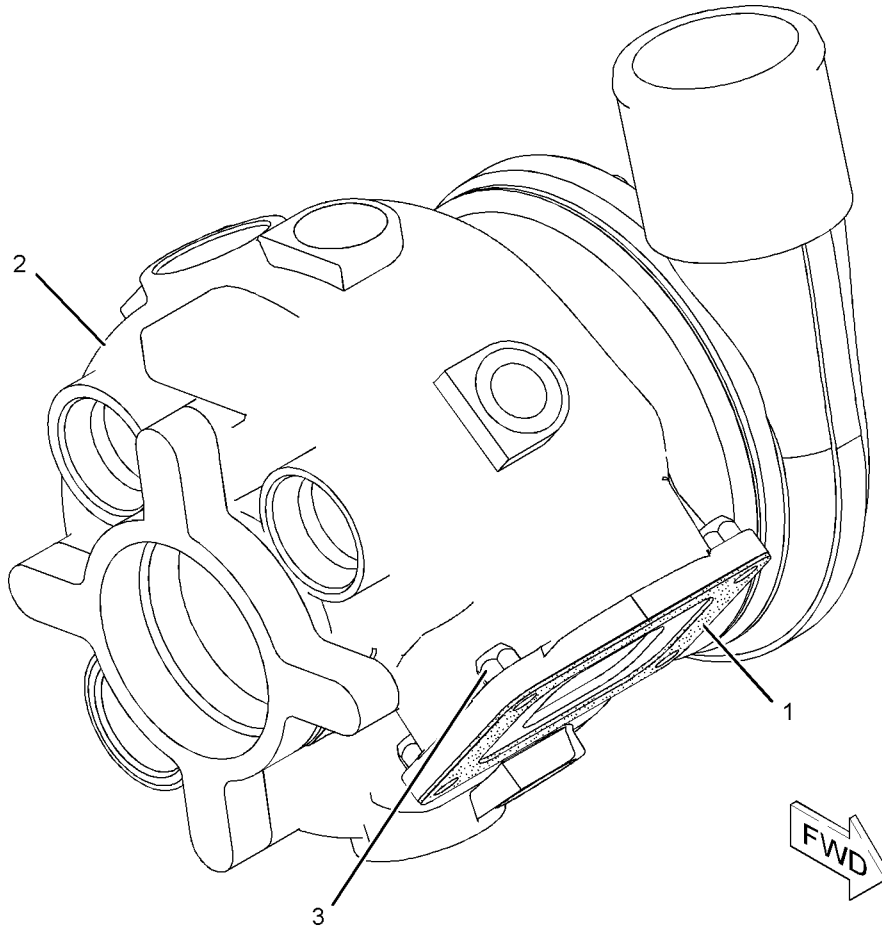
242-3580 TURBOCHARGER GP

SMCS-1052, 1053

i01972399

NOTE	REF NO	GRAPHIC REF	PART NUMBER	QTY	PART NAME						SEE PAGE
					1	2	3	4	5	6 (PRODUCT LEVEL)	
	1	1	7M-7273	1	GASKET						
Y	2	1	241-9059	1	TURBOCHARGER GP						159
M	3	1	3E-8017	4	LOCKNUT (M10X1.5MM THD)						

M-METRIC PART
Y-SEPARATE ILLUSTRATION



GRAPHIC #1

<END>

g01025122

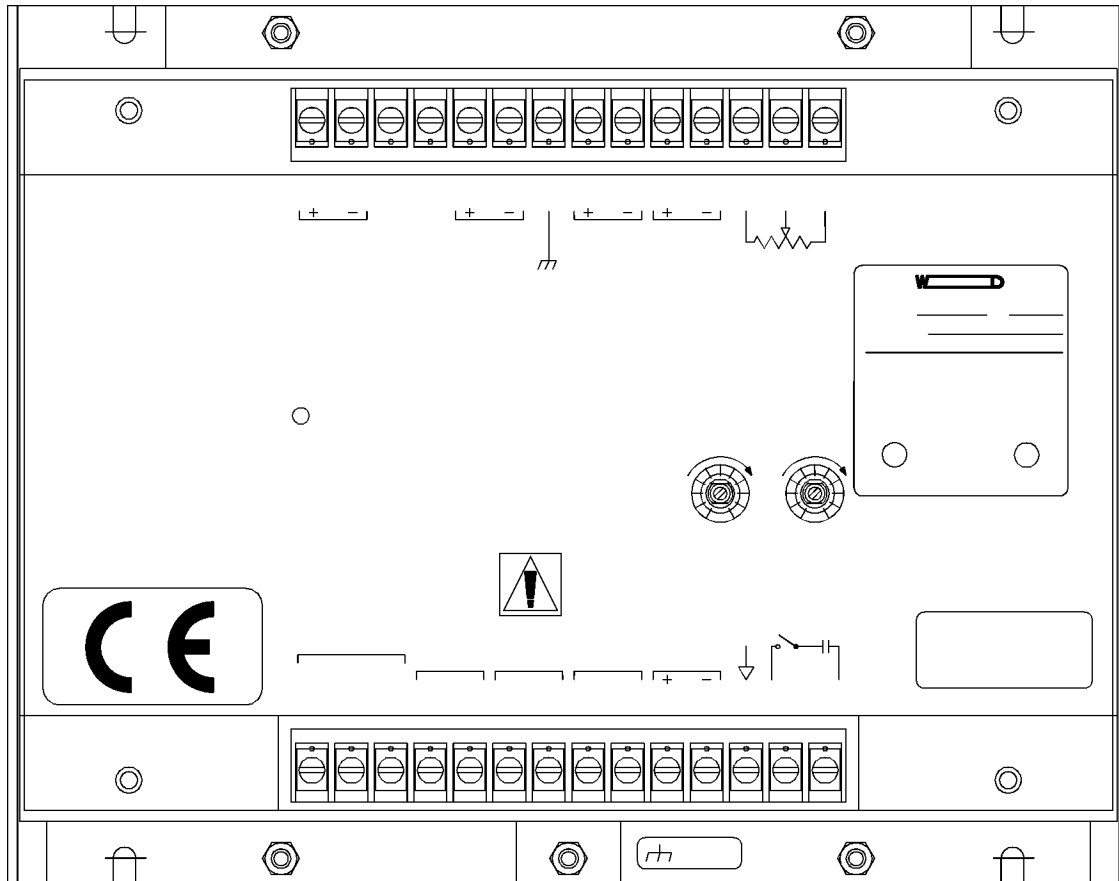
FUEL SYSTEM

161-0797 CONTROL AS-GOVERNOR-LOAD SHARE FOR USE WITH 24 VDC POWER SUPPLY AN ATTACHMENT

SMCS-1264

i02000210

NOTE	REF NO	GRAPHIC REF	PART NUMBER	QTY	PART NAME	SEE PAGE
					1 2 3 4 5 6 (PRODUCT LEVEL)	
(NO SERVICED PARTS)						



GRAPHIC #1

<END>

g01036040

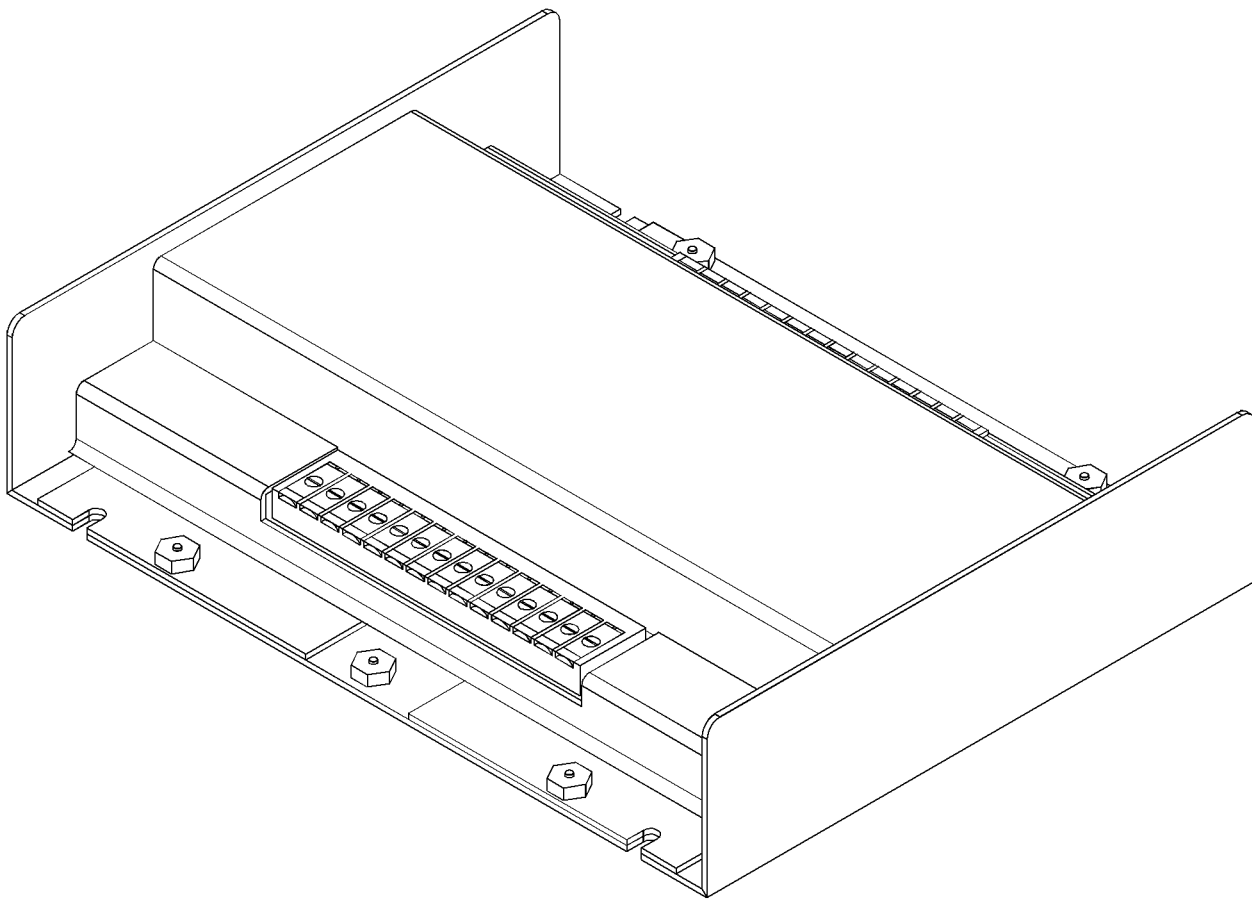
FUEL SYSTEM

309-1583 CONTROL AS-GOVERNOR-LOAD SHARE AN ATTACHMENT

SMCS-1264

i02780517

NOTE	REF NO	GRAPHIC REF	PART NUMBER	QTY	PART NAME						SEE PAGE
					1	2	3	4	5	6 (PRODUCT LEVEL)	
(NO SERVICED PARTS)											



GRAPHIC #1

<END>

g01388304

FUEL SYSTEM

197-6006 COOLER GP-FUEL

AN ATTACHMENT

TYPE 1

SMCS-1712

i02208391

NOTE	REF NO	GRAPHIC REF	PART NUMBER	QTY	PART NAME						SEE PAGE
					1	2	3	4	5	6 (PRODUCT LEVEL)	
	1	1	173-1818	1	BRACKET AS						
M		1	8T-3612	1	NUT-WELD (M8X1.25-THD)						
	2	1	192-2182	1	TUBE AS						
	3	1	8T-6703	2	CLAMP-HOSE						
	5	1	124-6265	1	CLAMP-HOSE						
	6	1	192-2166	1	BRACKET AS						
M		1	8T-3612	3	NUT-WELD (M8X1.25-THD)						
	7	1	149-3239	1	COOLER AS-FUEL						
	8	1	5P-9297	1	CLIP						
	9	1	6V-3378	2	CLIP						
	11	1	8J-3415	2	GROMMET						
	12	1	8L-2779	2	SEAL-O-RING						
	13	1	8T-4121	2	WASHER-HARD (11X21X2.5-MM THK)						
M	14	1	8T-4136	1	BOLT (M10X1.5X25-MM)						
M	15	1	8T-4189	1	BOLT (M8X1.25X20-MM)						
M	16	1	8T-4195	1	BOLT (M10X1.5X30-MM)						
	17	1	8T-4224	3	WASHER-HARD (8.8X16X2-MM THK)						
M	18	1	8T-4908	2	BOLT (M8X1.25X25-MM)						
E	19	1	5P-1259		HOSE (8-CM)						

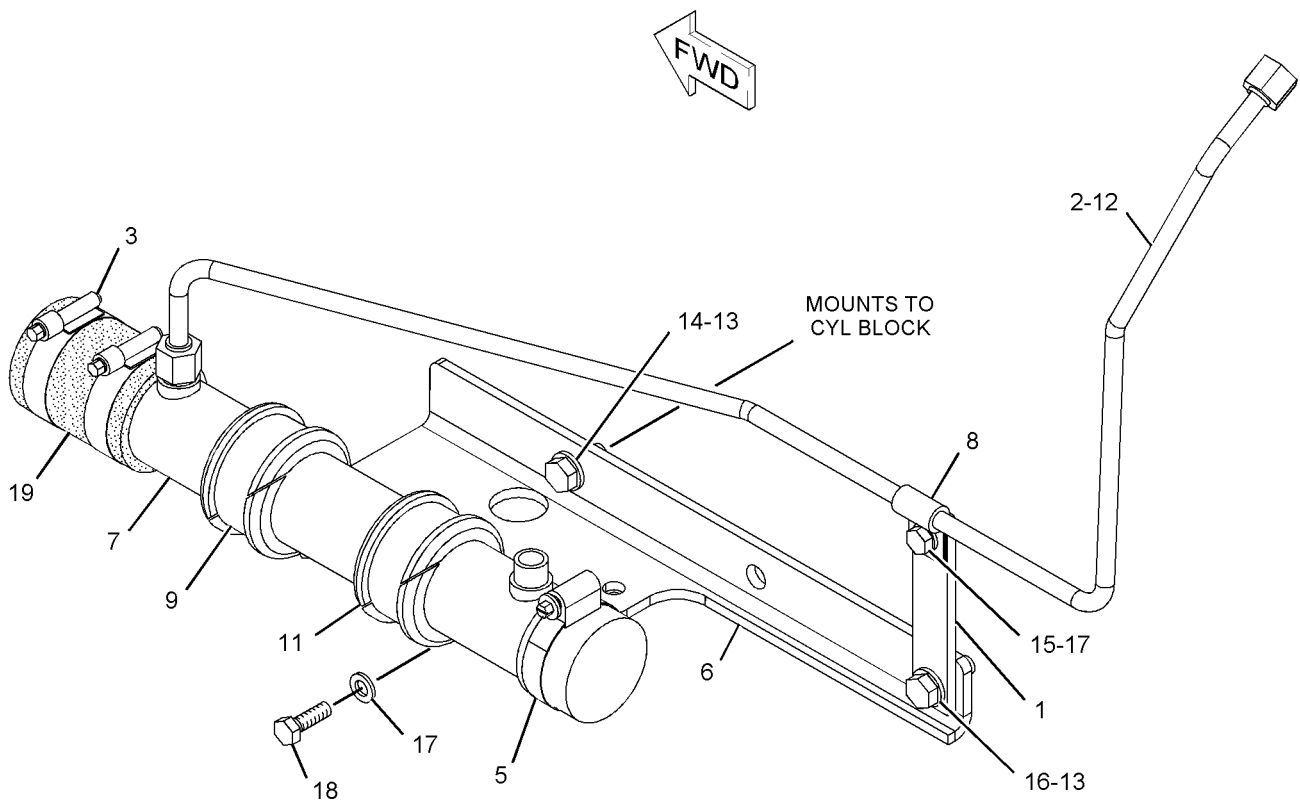
E-ORDER BY THE CENTIMETER

M-METRIC PART

FUEL SYSTEM

197-6006 COOLER GP-FUEL (contd.)

i02208391



GRAPHIC #1

<END>

g01114355

FUEL SYSTEM

197-6006 COOLER GP-FUEL

AN ATTACHMENT

TYPE 2

SMCS-1712

i02247921

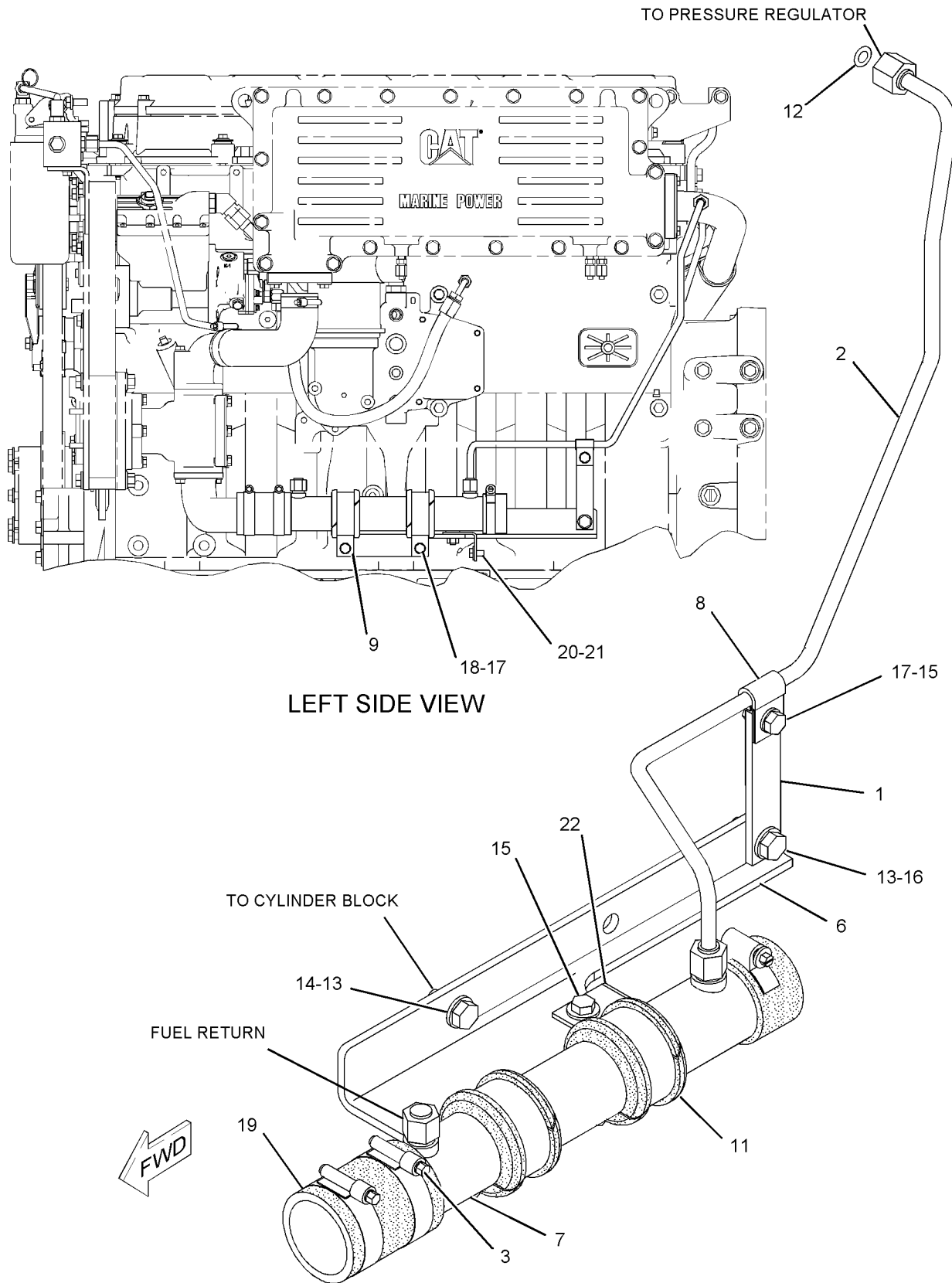
NOTE	REF NO	GRAPHIC REF	PART NUMBER	QTY	PART NAME						SEE PAGE
					1	2	3	4	5	6 (PRODUCT LEVEL)	
	1	1	173-1818	1	BRACKET AS						
M		1	8T-3612	1	NUT-WELD (M8X1.25-THD)						
C	2	1	246-8156	1	TUBE AS						
	3	1	8T-6703	2	CLAMP-HOSE						
	6	1	192-2166	1	BRACKET AS						
M		1	8T-3612	3	NUT-WELD (M8X1.25-THD)						
	7	1	149-3239	1	COOLER AS-FUEL						
	8	1	5P-9297	1	CLIP						
	9	1	6V-3378	2	CLIP						
	11	1	8J-3415	2	GROMMET						
	12	1	8L-2779	3	SEAL-O-RING						
	13	1	8T-4121	2	WASHER-HARD (11X21X2.5-MM THK)						
M	14	1	8T-4136	1	BOLT (M10X1.5X25-MM)						
CM	15	1	8T-4189	2	BOLT (M8X1.25X20-MM)						
M	16	1	8T-4195	1	BOLT (M10X1.5X30-MM)						
	17	1	8T-4224	3	WASHER-HARD (8.8X16X2-MM THK)						
M	18	1	8T-4908	2	BOLT (M8X1.25X25-MM)						
E	19	1	5P-1259		HOSE (8-CM)						
C	20	1	5P-4116	2	WASHER-HARD (8.8X20.5X2-MM THK)						
CM	21	1	8T-4200	1	BOLT (M8X1.25X16-MM)						
C	22	1	205-3644	1	BRACKET						

C- CHANGE FROM PREVIOUS TYPE
 E- ORDER BY THE CENTIMETER
 M- METRIC PART

FUEL SYSTEM

197-6006 COOLER GP-FUEL (contd.)

i02247921



GRAPHIC #1

<END>

g01074549

FUEL SYSTEM

258-0794 COOLER GP-FUEL

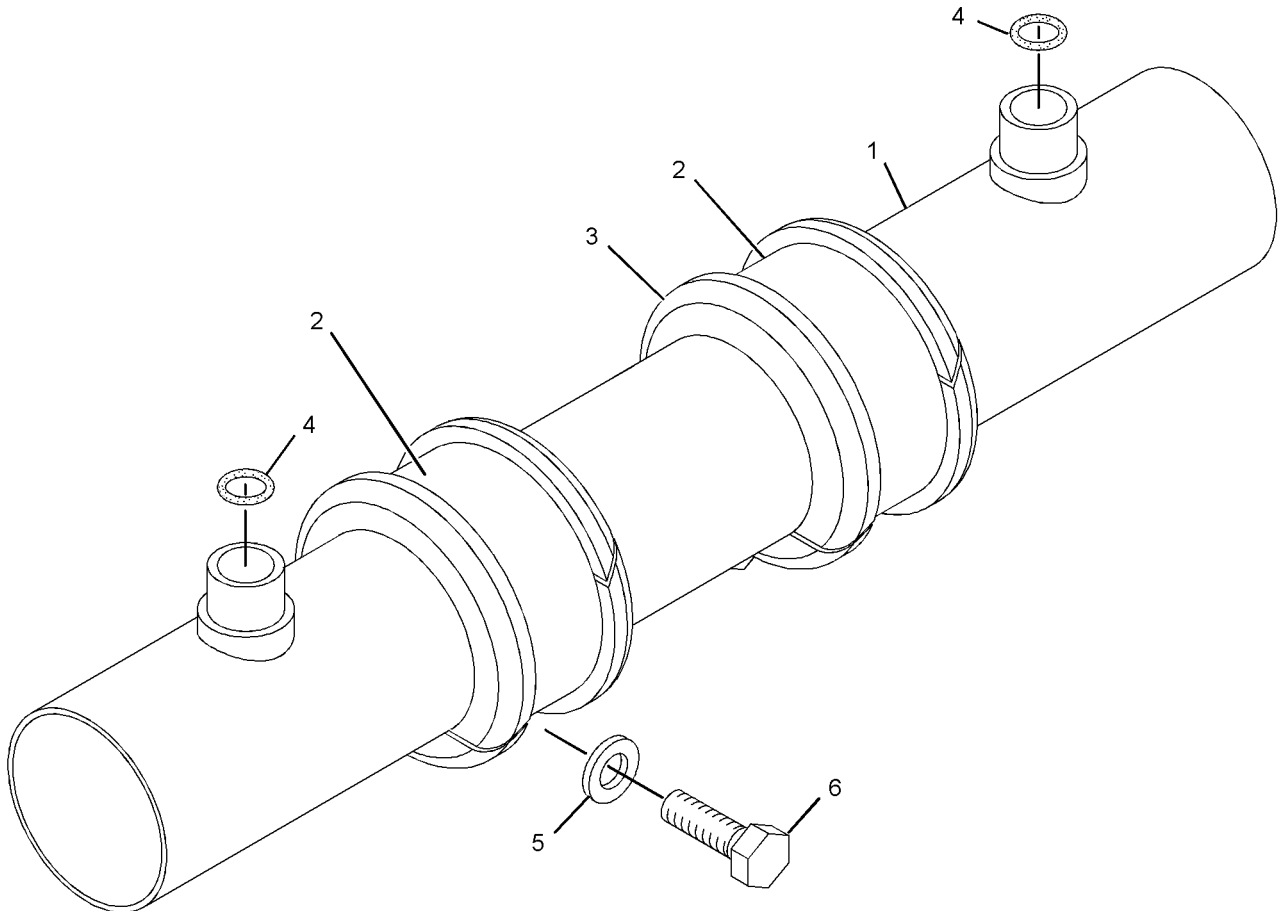
REQUIRES AUXILLARY SEAWATER PUMP
FOR USE WITH CUSTOMER SUPPLIED FUEL LINES, KEEL COOLED ENGINES
AN ATTACHMENT

SMCS-1712

i02248167

NOTE	REF NO	GRAPHIC REF	PART NUMBER	QTY	PART NAME						SEE PAGE
					1	2	3	4	5	6 (PRODUCT LEVEL)	
	1	1	149-3239	1	COOLER AS-FUEL						
	2	1	6V-3378	2	CLIP						
	3	1	8J-3415	2	GROMMET						
	4	1	8L-2779	2	SEAL-O-RING						
	5	1	8T-4224	2	WASHER-HARD (8.8X16X2-MM THK)						
M	6	1	8T-4908	2	BOLT (M8X1.25X25-MM)						

M-METRIC PART



GRAPHIC #1

<END>

g01113651

FUEL SYSTEM

284-0966 COOLER GP-FUEL

FOR USE WITH 245-4781-PAGE 184, 197-5993-PAGE 127
AN ATTACHMENT

SMCS-1712

i02509001

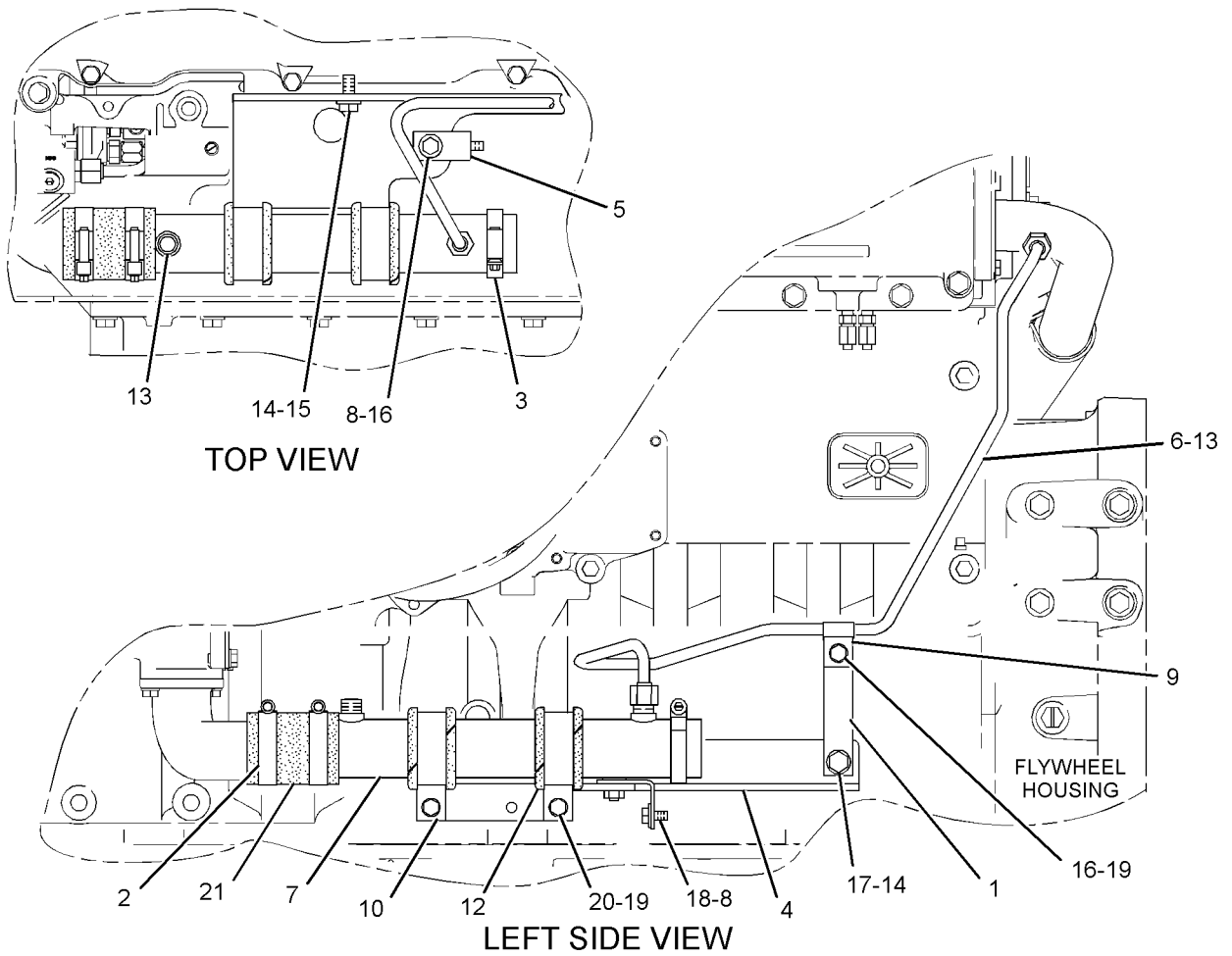
NOTE	REF NO	GRAPHIC REF	PART NUMBER	QTY	PART NAME	SEE PAGE
					1 2 3 4 5 6 (PRODUCT LEVEL)	
	1	1	173-1818	1	BRACKET AS	
M		1	8T-3612	1	NUT-WELD (M8X1.25-THD)	
	2	1	8T-6703	2	CLAMP-HOSE	
	3	1	124-6265	1	CLAMP-HOSE	
	4	1	192-2166	1	BRACKET AS	
M		1	8T-3612	3	NUT-WELD (M8X1.25-THD)	
	5	1	205-3644	1	BRACKET	
	6	1	284-0610	1	TUBE AS	
	7	1	149-3239	1	COOLER AS-FUEL	
	8	1	5P-4116	2	WASHER-HARD (8.8X20.5X2-MM THK)	
	9	1	5P-9297	1	CLIP	
	10	1	6V-3378	2	CLIP	
	12	1	8J-3415	2	GROMMET	
	13	1	8L-2779	3	SEAL-O-RING	
	14	1	8T-4121	2	WASHER-HARD (11X21X2.5-MM THK)	
M	15	1	8T-4136	1	BOLT (M10X1.5X25-MM)	
M	16	1	8T-4189	2	BOLT (M8X1.25X20-MM)	
M	17	1	8T-4195	1	BOLT (M10X1.5X30-MM)	
M	18	1	8T-4200	1	BOLT (M8X1.25X16-MM)	
	19	1	8T-4224	3	WASHER-HARD (8.8X16X2-MM THK)	
M	20	1	8T-4908	2	BOLT (M8X1.25X25-MM)	
E	21	1	5P-1259		HOSE (8-CM)	

E-ORDER BY THE CENTIMETER
M-METRIC PART

FUEL SYSTEM

284-0966 COOLER GP-FUEL (contd.)

i02509001



GRAPHIC #1

<END>

g01259571

FUEL SYSTEM

284-0967 COOLER GP-FUEL

FOR USE WITH 245-4781-PAGE 184
AN ATTACHMENT

SMCS-1712

i02765301

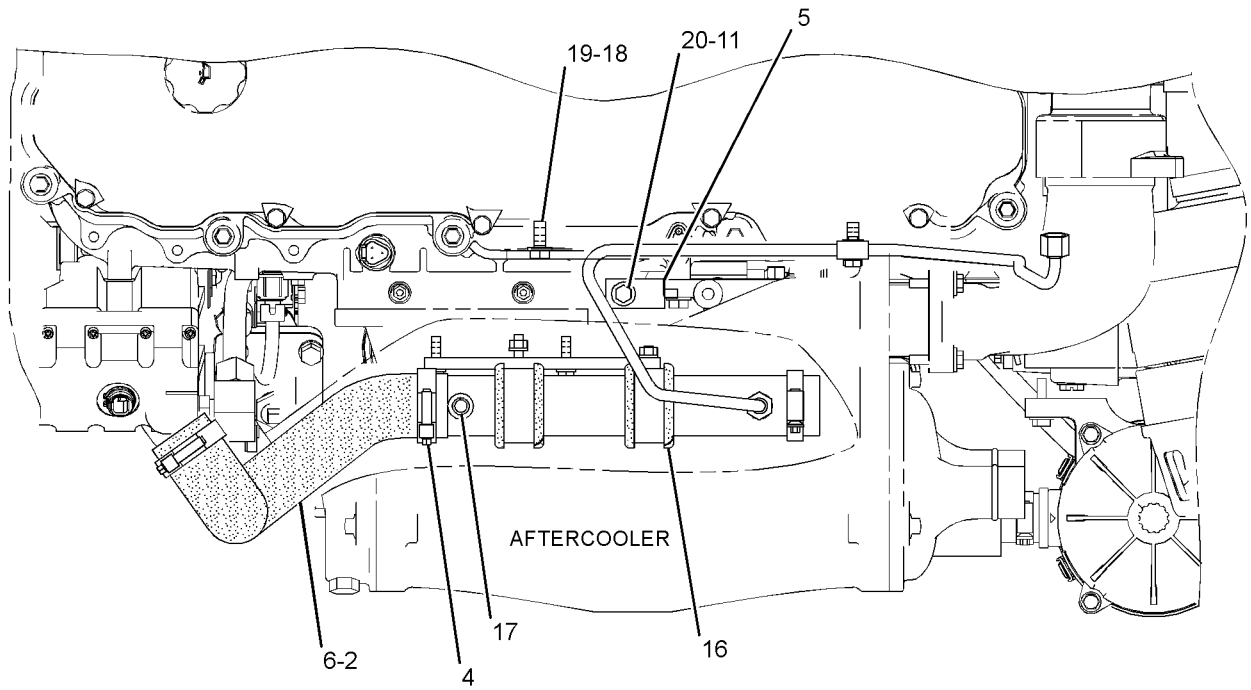
NOTE	REF NO	GRAPHIC REF	PART NUMBER	QTY	PART NAME						SEE PAGE
					1	2	3	4	5	6 (PRODUCT LEVEL)	
	1	1	173-1818	1	BRACKET AS						
M		1	8T-3612	1	NUT-WELD (M8X1.25-THD)						
	2	1	8T-6703	2	CLAMP-HOSE						
	3	1	124-6265	1	CLAMP-HOSE						
	4	1	192-2166	1	BRACKET AS						
M		1	8T-3612	3	NUT-WELD (M8X1.25-THD)						
	5	1	205-3644	1	BRACKET						
	6	1	278-2622	1	HOSE						
	7	1	278-2623	1	PLATE						
	8	1	284-0609	1	TUBE AS						
	9	1	149-3239	1	COOLER AS-FUEL						
M	10	1	5C-7261	2	NUT (M8X1.25-THD)						
	11	1	5P-4116	2	WASHER-HARD (8.8X20.5X2-MM THK)						
	12	1	5P-9297	1	CLIP						
	13	1	6V-3378	2	CLIP						
M	15	1	7X-2537	1	BOLT (M8X1.25X35-MM)						
	16	1	8J-3415	2	GROMMET						
	17	1	8L-2779	3	SEAL-O-RING						
	18	1	8T-4121	2	WASHER-HARD (11X21X2.5-MM THK)						
M	19	1	8T-4136	1	BOLT (M10X1.5X25-MM)						
M	20	1	8T-4189	2	BOLT (M8X1.25X20-MM)						
M	21	1	8T-4195	1	BOLT (M10X1.5X30-MM)						
M	22	1	8T-4200	1	BOLT (M8X1.25X16-MM)						
	23	1	8T-4224	7	WASHER-HARD (8.8X16X2-MM THK)						
M	24	1	8T-4908	1	BOLT (M8X1.25X25-MM)						
M	25	1	8T-7547	2	BOLT (M8X1.25X30-MM)						

M-METRIC PART

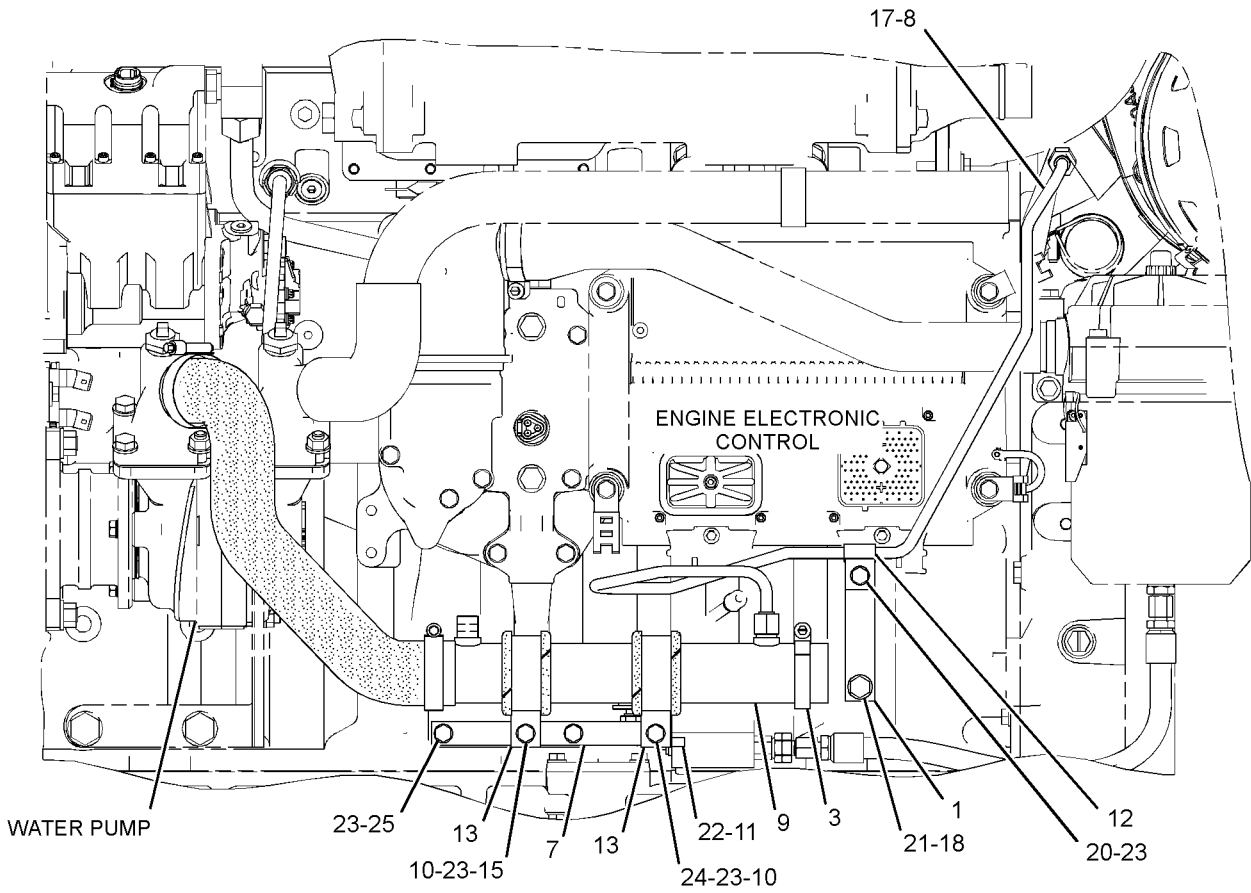
FUEL SYSTEM

284-0967 COOLER GP-FUEL (contd.)

i02765301



TOP VIEW OF ENGINE



LEFT SIDE VIEW OF ENGINE

GRAPHIC #1

<END>

g01403675

FUEL SYSTEM

245-4782 FILTER GP-FUEL

S/N: C9A1-252

DUPLEX

PART OF 245-4781 LINES GP-FUEL FILTER
AN ATTACHMENT

SMCS-1261

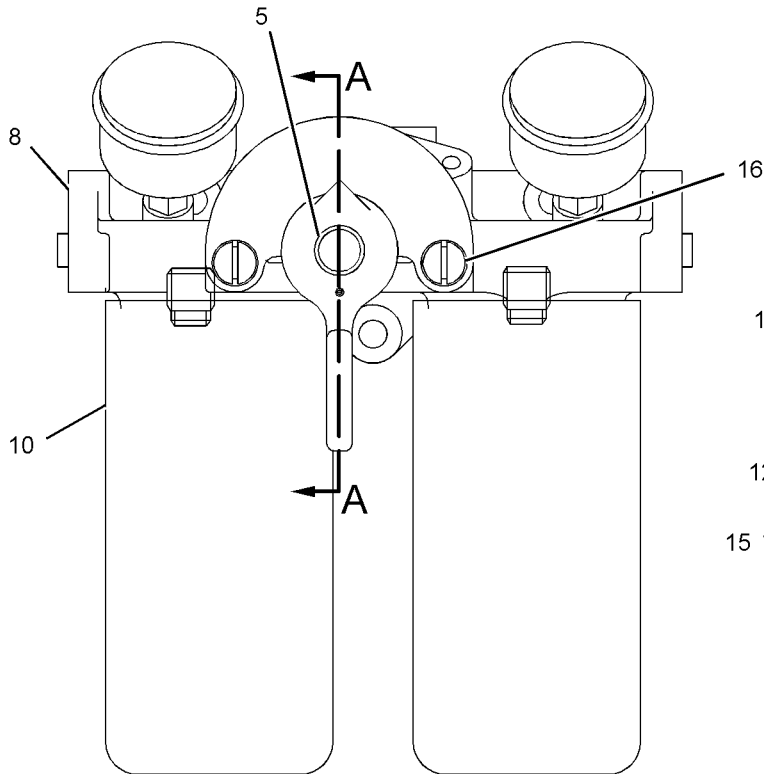
i03601431

NOTE	REF NO	GRAPHIC REF	PART NUMBER	QTY	PART NAME						SEE PAGE
					1	2	3	4	5	6 (PRODUCT LEVEL)	
	1	1	2S-3992	1	SPRING						
	2	1	2W-3687	2	INDICATOR-FUEL PRESSURE						
	3	1	5P-5528	2	ADAPTER-O-RING						
	5	1	6N-6248	1	PLATE						
	6	1	6N-6251	1	LEVER (FUEL FILTER DUPLEX VALVE)						
	7	1	6N-6252	1	VALVE-FUEL FILTER (DUPLEX VALVE)						
	8	1	6N-6259	1	BASE AS-FUEL FILTER						
	8A	1	9S-4167	2	STUD-HOLLOW (1-14X1.47-IN)						
	9	1	164-5619	1	PLUG AS						
		1	2M-9780	1	SEAL-O-RING						
		1	9S-8006	1	PLUG-O-RING						
	10	1	1R-0750	2	FILTER-FUEL (ADVANCED EFFICIENCY)						
	11	1	2D-6642	1	BALL						
	12	1	2K-8467	1	PIN-SPRING						
	13	1	2M-4453	2	SEAL-O-RING						
	14	1	3J-7354	2	SEAL-O-RING						
	15	1	4H-1641	1	PIN-SPRING						
	16	1	6L-3428	2	SCREW-MACHINE						
	17	1	7F-9504	6	PLUG-PIPE						

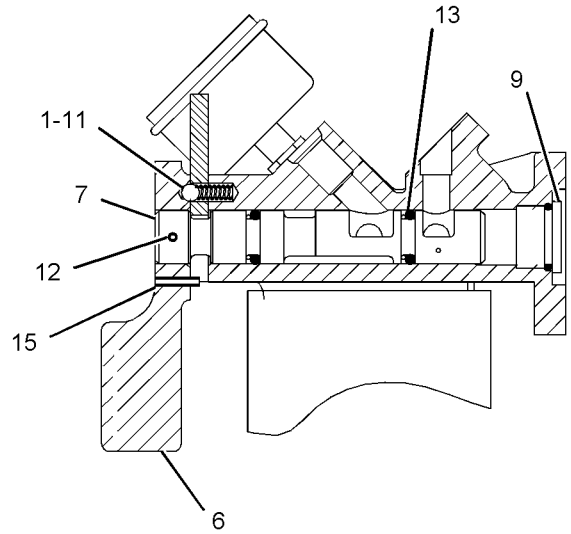
FUEL SYSTEM

245-4782 FILTER GP-FUEL (contd.)

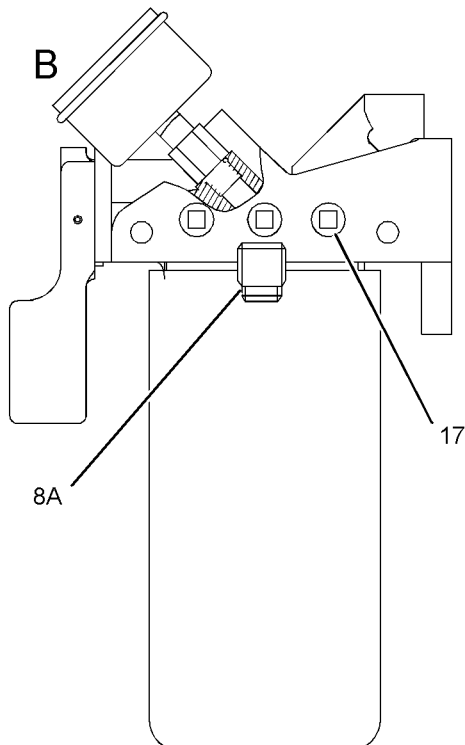
i03601431



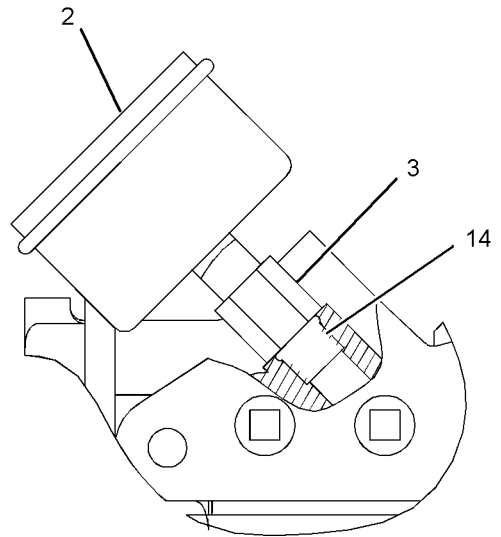
RIGHT SIDE VIEW



SECTION A-A



FRONT VIEW



VIEW OF AREA B

GRAPHIC #1

<END>

g01065831

FUEL SYSTEM

245-4782 FILTER GP-FUEL

S/N: C9A253-UP

DUPLEX

PART OF 245-4781 LINES GP-FUEL FILTER

AN ATTACHMENT

SMCS-1261

i03601430

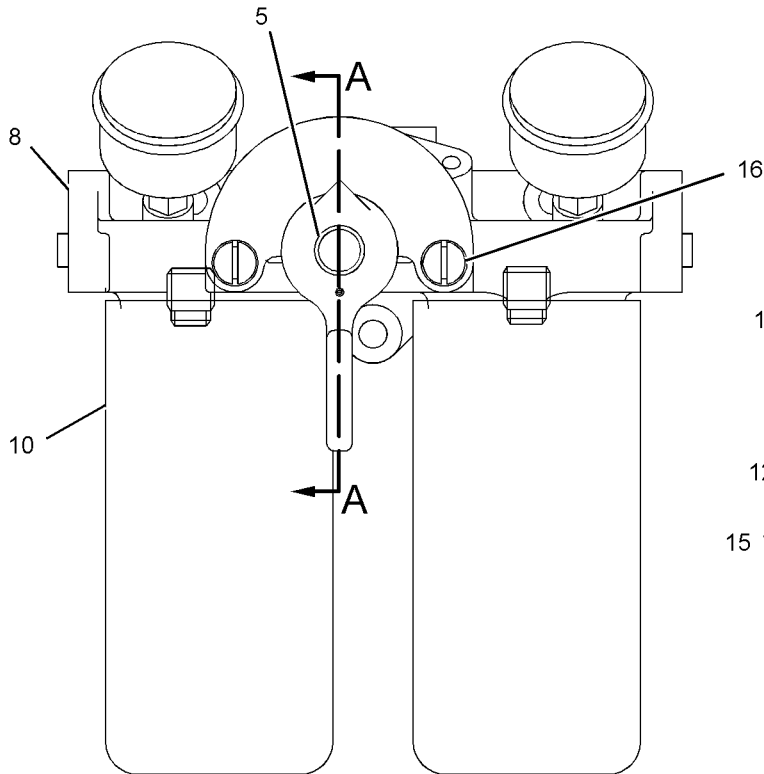
NOTE	REF NO	GRAPHIC REF	PART NUMBER	QTY	PART NAME						SEE PAGE
					1	2	3	4	5	6 (PRODUCT LEVEL)	
	1	1	2S-3992	1	SPRING						
C	2	1	163-7833	2	INDICATOR AS (FUEL PRESSURE)						
	3	1	5P-5528	2	ADAPTER-O-RING						
	5	1	6N-6248	1	PLATE						
	6	1	6N-6251	1	LEVER (FUEL FILTER DUPLEX VALVE)						
	7	1	6N-6252	1	VALVE-FUEL FILTER (DUPLEX VALVE)						
	8	1	6N-6259	1	BASE AS-FUEL FILTER						
	8A	1	9S-4167	2	STUD-HOLLOW (1-14X1.47-IN)						
	9	1	164-5619	1	PLUG AS						
		1	2M-9780	1	SEAL-O-RING						
		1	9S-8006	1	PLUG-O-RING						
	10	1	1R-0750	2	FILTER-FUEL (ADVANCED EFFICIENCY)						
	11	1	2D-6642	1	BALL						
	12	1	2K-8467	1	PIN-SPRING						
	13	1	2M-4453	2	SEAL-O-RING						
	14	1	3J-7354	2	SEAL-O-RING						
	15	1	4H-1641	1	PIN-SPRING						
	16	1	6L-3428	2	SCREW-MACHINE						
	17	1	7F-9504	6	PLUG-PIPE						

C-CHANGE FROM PREVIOUS TYPE

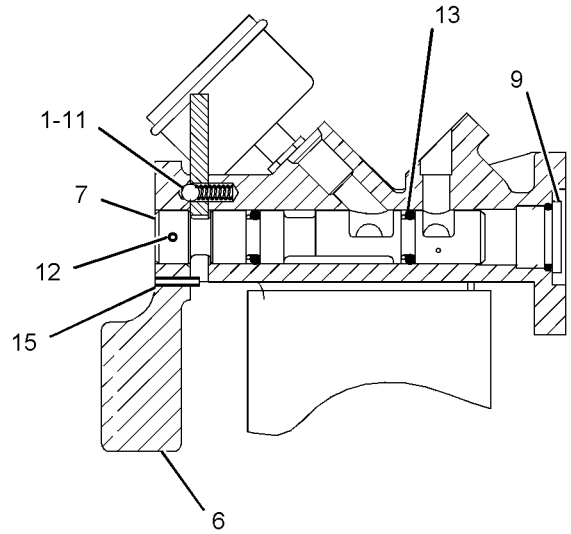
FUEL SYSTEM

245-4782 FILTER GP-FUEL (contd.)

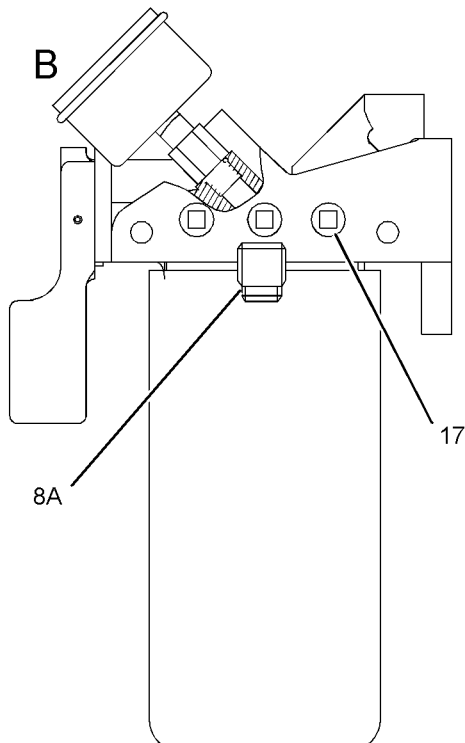
i03601430



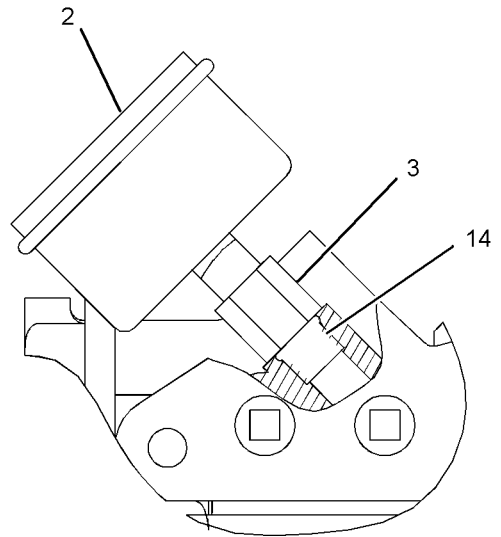
RIGHT SIDE VIEW



SECTION A-A



FRONT VIEW



VIEW OF AREA B

GRAPHIC #1

<END>

g01065831

FUEL SYSTEM

206-4509 FITTING GP-FUEL LINES

FOR USE WITH CUSTOMER PROVIDED FUEL LINES
AN ATTACHMENT

SMCS-1274

i01987416

NOTE	PART NUMBER	QTY	PART NAME						SEE PAGE
			1	2	3	4	5	6 (PRODUCT LEVEL)	
	8C-7310	1	ADAPTER						
	030-7962	1	ELBOW						
	9J-6190	2	UNION-ADAPTER						
<END>									

FUEL SYSTEM

241-9595 INJECTOR GP-FUEL

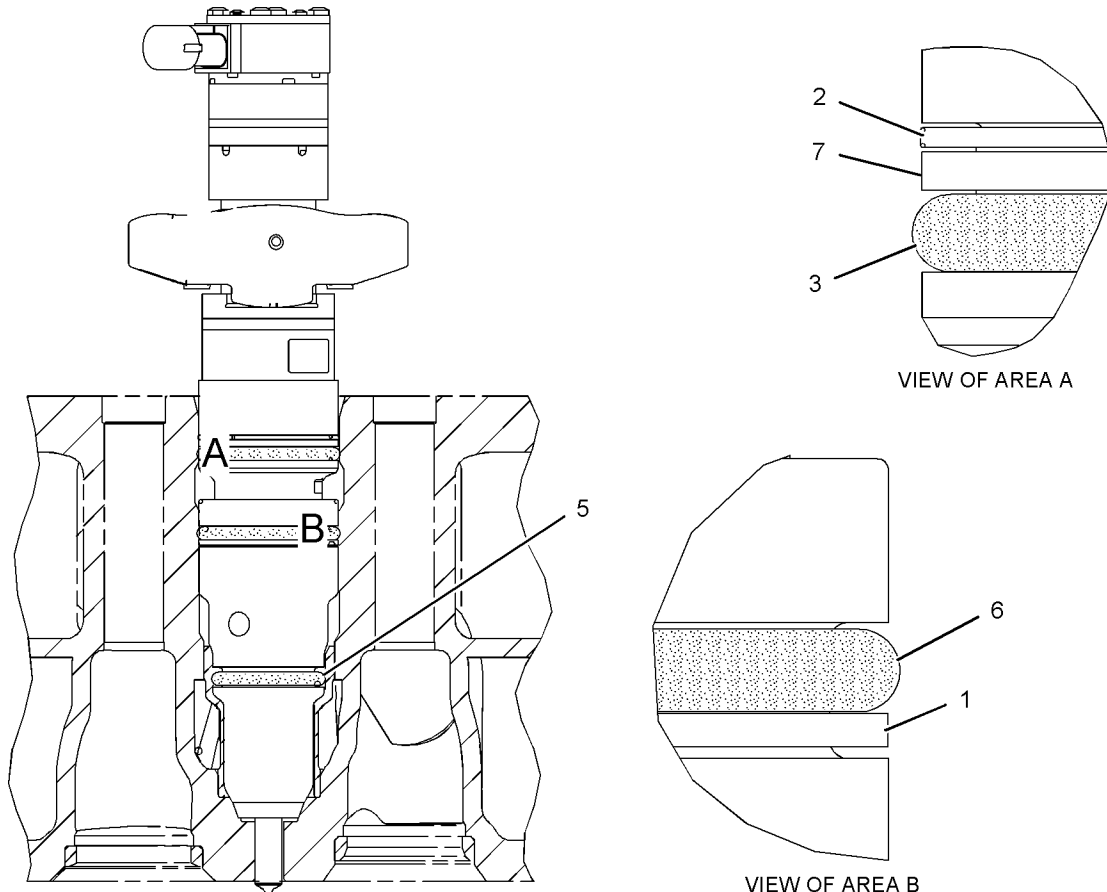
S/N: C9A1-621

PART OF 241-9593 PUMP GP-FUEL INJECTION

SMCS-1251, 1254, 1290, 1713

i01987884

NOTE	REF NO	GRAPHIC REF	PART NUMBER	QTY	PART NAME						SEE PAGE
					1	2	3	4	5	6 (PRODUCT LEVEL)	
	1	1	149-5240	1	RING-BACKUP						
	2	1	169-3104	1	RING-BACKUP						
	3	1	169-8598	1	SEAL-O-RING						
	5	1	109-3207	1	SEAL-O-RING						
	6	1	148-2903	1	SEAL-O-RING						
	7	1	169-8586	1	RING-BACKUP						



GRAPHIC #1

<END>

g01032697

FUEL SYSTEM

328-2581 INJECTOR GP-FUEL

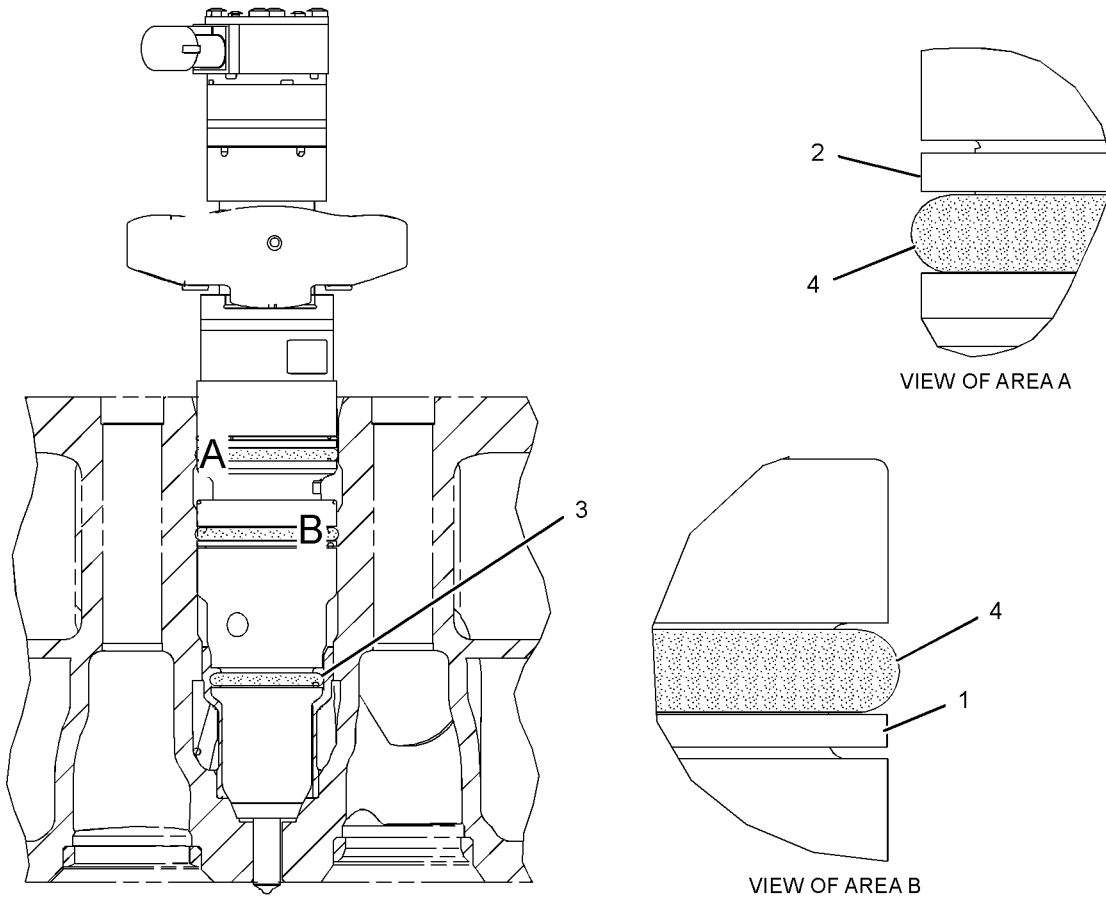
S/N: C9A622-UP

PART OF 241-9593 PUMP GP-FUEL INJECTION

SMCS-1251, 1254, 1290, 1713

i03585346

NOTE	REF NO	GRAPHIC REF	PART NUMBER	QTY	PART NAME						SEE PAGE
					1	2	3	4	5	6 (PRODUCT LEVEL)	
	1	1	149-5240	1	RING-BACKUP						
	2	1	293-0730	1	RING-BACKUP						
	3	1	109-3207	1	SEAL-O-RING						
	4	1	148-2903	2	SEAL-O-RING						



GRAPHIC #1

<END>

g01902513

FUEL SYSTEM

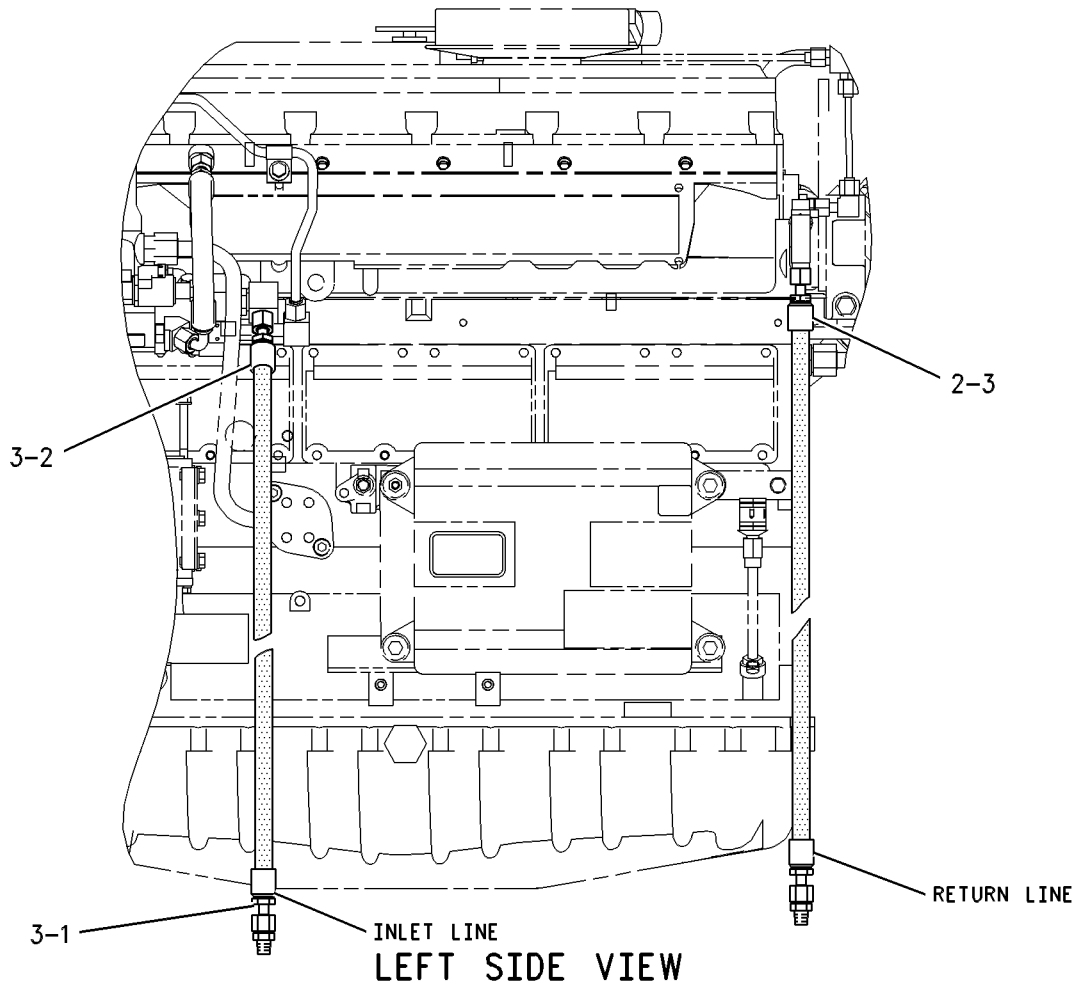
177-1823 LINES GP-FLEXIBLE FUEL AN ATTACHMENT

SMCS-1274

i02829300

NOTE	REF NO	GRAPHIC REF	PART NUMBER	QTY	PART NAME						SEE PAGE
					1	2	3	4	5	6 (PRODUCT LEVEL)	
	1	1	8C-6868	2	CONNECTOR (11/16-16-THD)						
I	2	1	8W-2522	2	HOSE AS						
	3	1	6V-8397	4	SEAL-O-RING						

I-REFER TO HYDRAULIC INFORMATION SYSTEM



GRAPHIC #1

<END>

g00633018

FUEL SYSTEM

197-6007 LINES GP-FUEL FILTER

S/N: C9A1-278

PROVIDES FUEL LINES GP WITH FUEL FILTER

CANNOT BE USED WITH 245-4781-PAGE 184

AN ATTACHMENT

SMCS-1261, 1274

i02166616

NOTE	REF NO	GRAPHIC REF	PART NUMBER	QTY	PART NAME						SEE PAGE
					1	2	3	4	5	6 (PRODUCT LEVEL)	
	1	1	119-2978	1	BASE AS-FUEL FILTER						
		1	112-6523	1	INSERT-FUEL FILTER						
	2	1	173-1813	1	MANIFOLD						
	3	1	183-3398	1	CONNECTOR AS						
		1	6V-8636	1	CONNECTOR						
		1	8L-2779	1	SEAL-O-RING (11.89MM ID)						
		1	6V-5049	1	SEAL-O-RING (9.25MM ID)						
	4	1	186-1667	1	CONNECTOR AS						
		1	2R-6806	1	CONNECTOR-O-RING						
		1	6V-5049	1	SEAL-O-RING						
	5	1	192-2184	1	TUBE AS						
	6	1	192-2185	1	TUBE AS						
I	7	1	194-3464	1	HOSE AS						
	8	1	194-7090	1	BRACKET						
Y	9	1	205-1306	1	REGULATOR GP-FUEL PRESSURE						204
	10	1	207-0445	1	TUBE AS						
	11	1	107-3877	1	CONNECTOR						
	12	1	1R-0751	1	FILTER (ADVANCED EFFICIENCY)						
	13	1	148-8378	3	ELBOW AS						
					(EACH INCLUDES)						
		1	3J-1907	1	SEAL-O-RING						
		1	6V-8397	1	SEAL-O-RING						
		1	6V-8724	1	ELBOW						
M	14	1	6V-3940	4	BOLT (M8X1.25X25-MM)						
M	15	1	6V-4248	3	BOLT (M10X1.5X25-MM)						
	16	1	148-8332	1	CONNECTOR AS						
		1	1J-9671	1	SEAL-O-RING						
		1	6V-8397	1	SEAL-O-RING						
		1	8T-5043	1	CONNECTOR						
	17	1	6V-5839	3	WASHER (11X21X2.5-MM THK)						
	18	1	6V-8397	2	SEAL-O-RING						
	19	1	148-8336	2	CONNECTOR AS						
					(EACH INCLUDES)						
		1	3J-1907	1	SEAL-O-RING						
		1	6V-8397	1	SEAL-O-RING						
		1	6V-8636	1	CONNECTOR						
	20	1	148-8407	1	PLUG AS						
		1	3J-1907	1	SEAL-O-RING						
		1	9S-4191	1	PLUG-O-RING						
	21	1	9M-1974	4	WASHER-HARD (8.8X16X2-MM THK)						

I-REFER TO HYDRAULIC INFORMATION SYSTEM

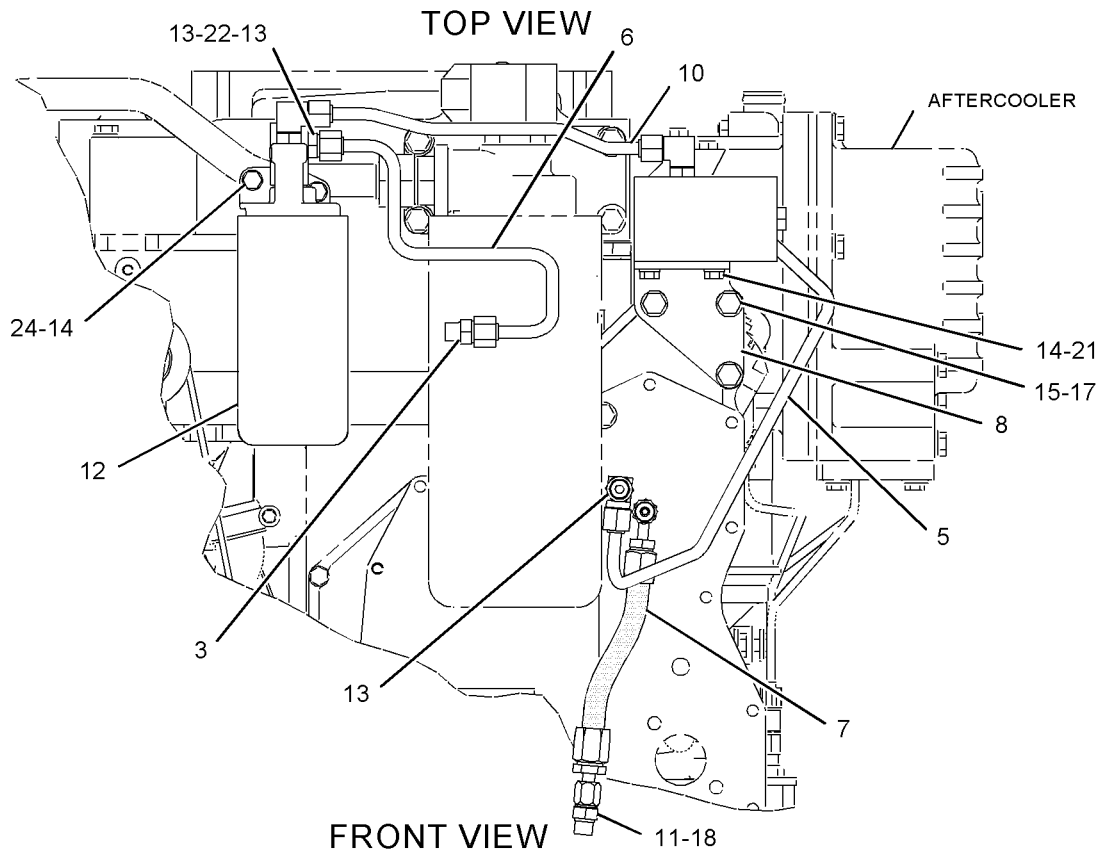
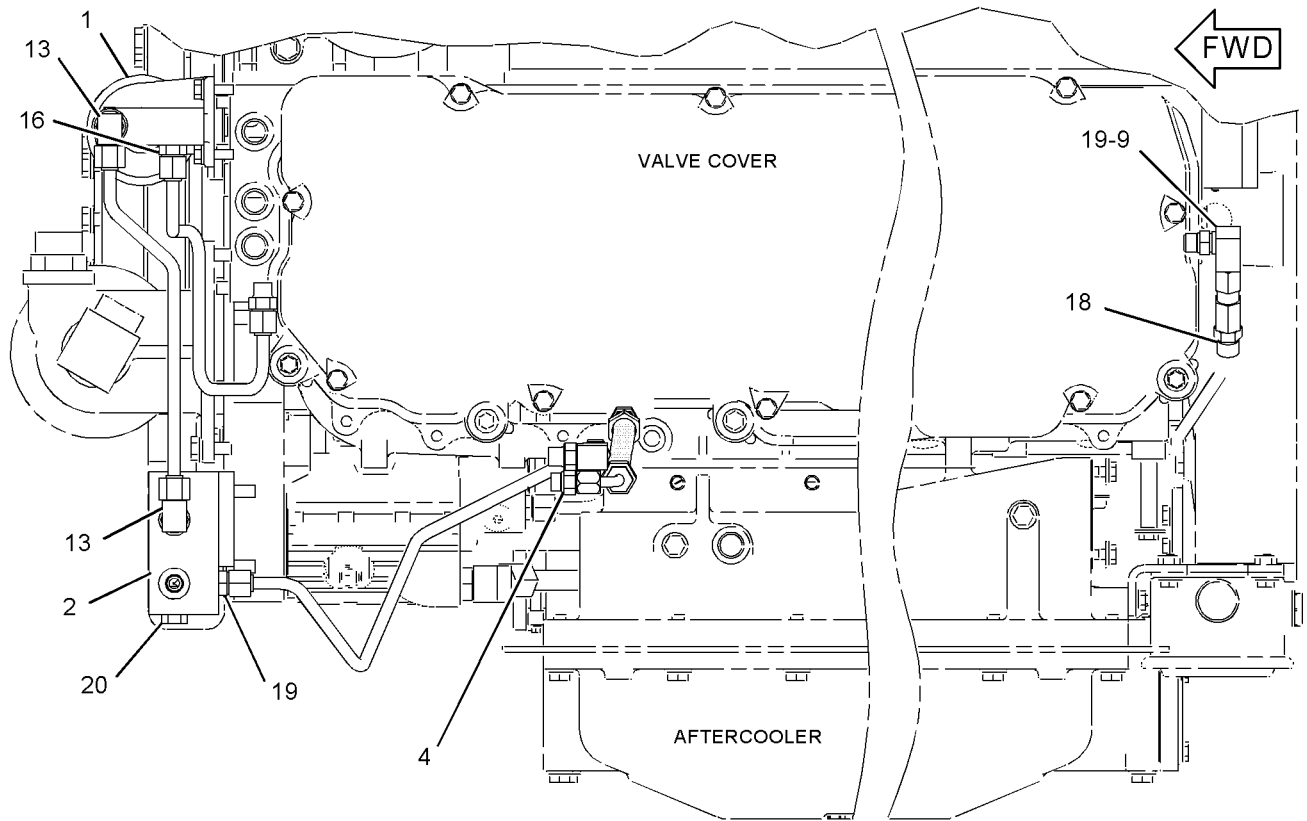
M-METRIC PART

Y-SEPARATE ILLUSTRATION

FUEL SYSTEM

197-6007 LINES GP-FUEL FILTER (contd.)

i02166616



GRAPHIC #1

<END>

g01098401

FUEL SYSTEM

197-6007 LINES GP-FUEL FILTER

S/N: C9A279-UP

PROVIDES FUEL LINES GP WITH FUEL FILTER

CANNOT BE USED WITH 245-4781-PAGE 184

AN ATTACHMENT

SMCS-1261, 1274

i02655199

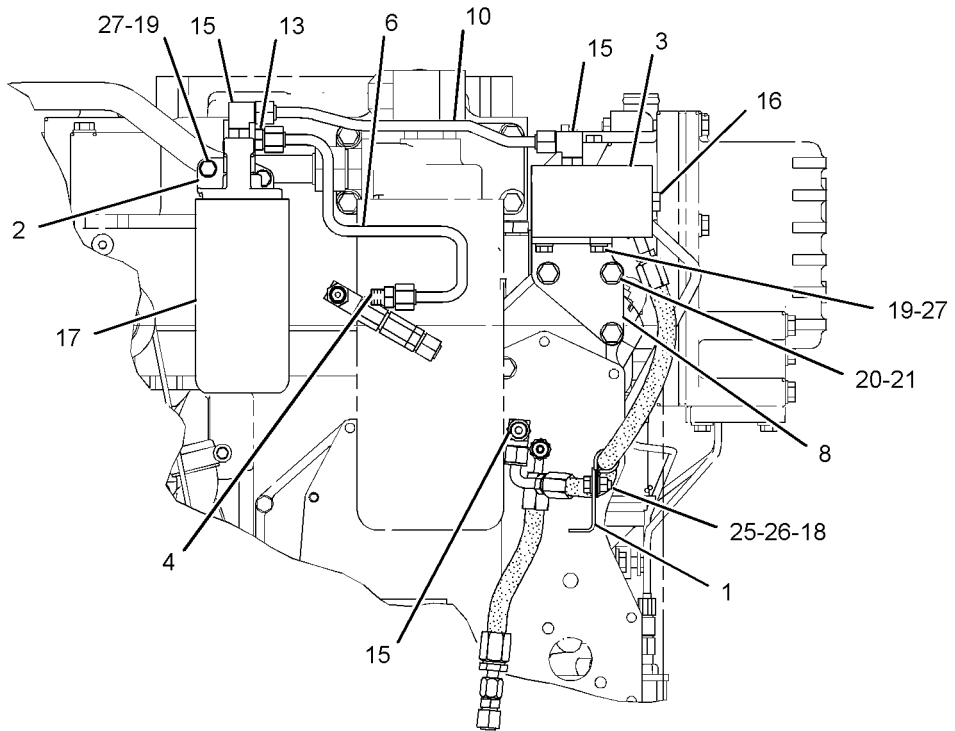
NOTE	REF NO	GRAPHIC REF	PART NUMBER	QTY	PART NAME						SEE PAGE		
					1	2	3	4	5	6 (PRODUCT LEVEL)			
C	1	1	9L-9393	1	SUPPORT-TUBE								
	2	1	119-2978	1	BASE AS-FUEL FILTER								
			112-6523	1	INSERT-FUEL FILTER								
			173-1813	1	MANIFOLD								
	4	1	183-3398	1	CONNECTOR AS								
			6V-8636	1	CONNECTOR								
			8L-2779	1	SEAL-O-RING								
			6V-5049	1	SEAL-O-RING								
			5	1	186-1667	1	CONNECTOR AS						
	2R-6806	1			CONNECTOR-O-RING								
6V-5049	1	SEAL-O-RING											
6	1	192-2185	1	TUBE AS									
I	7	1	194-3464	1	HOSE AS								
			194-7090	1	BRACKET								
Y	9	1	205-1306	1	REGULATOR GP-FUEL PRESSURE						204		
			207-0445	1	TUBE AS								
CI	11	1	205-4617	1	HOSE AS								
			107-3877	1	CONNECTOR								
			148-8332	1	CONNECTOR AS								
					1J-9671	1	SEAL-O-RING						
					6V-8397	1	SEAL-O-RING						
				1	8T-5043	1	CONNECTOR						
			C	14	1	148-8336	1	CONNECTOR AS					
3J-1907	1	SEAL-O-RING											
6V-8397	1	SEAL-O-RING											
6V-8636	1	CONNECTOR											
C	15	1	148-8378	4	ELBOW AS								
			(EACH INCLUDES)										
			3J-1907	1	SEAL-O-RING								
			6V-8397	1	SEAL-O-RING								
			6V-8724	1	ELBOW								
			16	1	148-8407	1	PLUG AS						
					3J-1907	1	SEAL-O-RING						
					9S-4191	1	PLUG-O-RING						
			17	1	1R-0751	1	FILTER (ADVANCED EFFICIENCY)						
			CM	18	1	5C-7261	1	NUT (M8X1.25-THD)					
M	19	1	6V-3940	4	BOLT (M8X1.25X25-MM)								
M	20	1	6V-4248	3	BOLT (M10X1.5X25-MM)								
			6V-5839	3	WASHER (11X21X2.5-MM THK)								
	22	1	6V-8397	1	SEAL-O-RING								
C	24	1	8M-2773	1	CLIP								
CM	25	1	8T-4189	1	BOLT (M8X1.25X20-MM)								
C	26	1	8T-4224	2	WASHER-HARD (8.8X16X2-MM THK)								
			9M-1974	4	WASHER-HARD (8.8X16X2-MM THK)								

C-CHANGE FROM PREVIOUS TYPE
 I-REFER TO HYDRAULIC INFORMATION SYSTEM
 M-METRIC PART
 Y-SEPARATE ILLUSTRATION

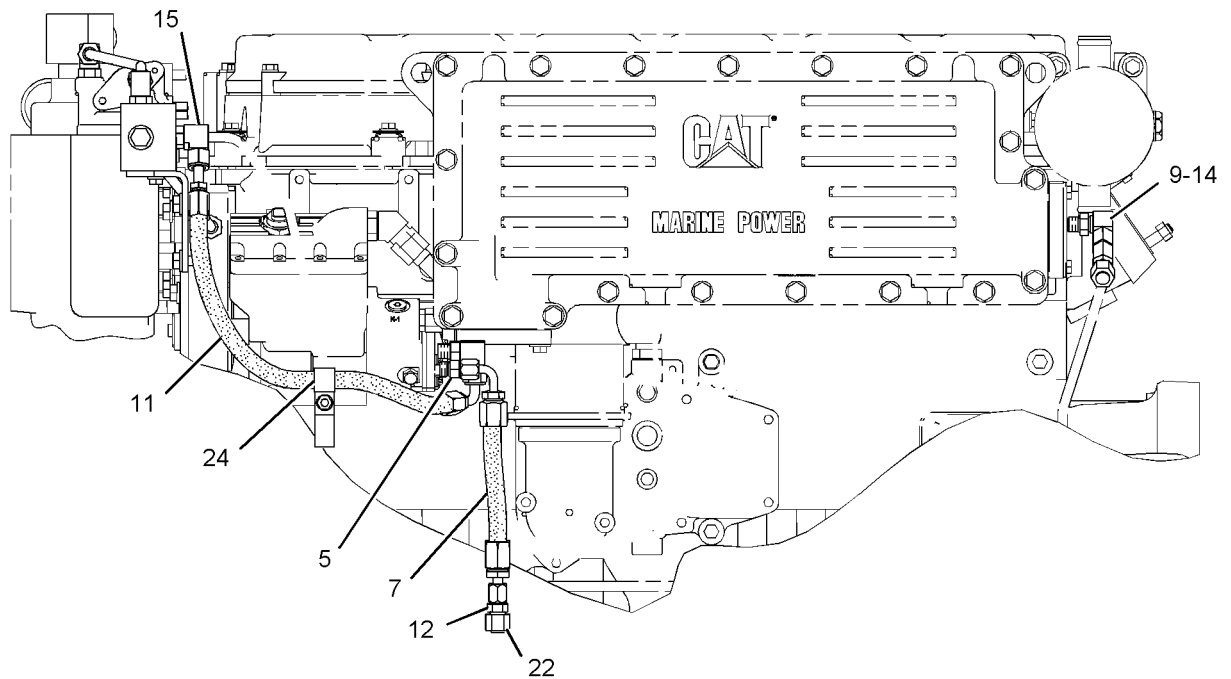
FUEL SYSTEM

197-6007 LINES GP-FUEL FILTER (contd.)

i02655199



FRONT VIEW



LEFT SIDE VIEW

GRAPHIC #1

<END>

g01106477

FUEL SYSTEM

245-4781 LINES GP-FUEL FILTER

FOR USE WITH 245-4782-PAGE 172. CANNOT BE USED WITH 197-6007-PAGE 180,
154-9283-PAGE 200
AN ATTACHMENT
TYPE 1

SMCS-1261, 1274

i03601439

NOTE	REF NO	GRAPHIC REF	PART NUMBER	QTY	PART NAME						SEE PAGE
					1	2	3	4	5	6 (PRODUCT LEVEL)	
	1	1	1P-0436	1	GASKET (FUEL PRIMING PUMP)						
	2	1	2M-7077	1	SPACER (0.406X0.62X0.37-IN THK)						
	3	1	6V-0682	1	VALVE-DRAIN						
	4	1	137-5541	1	PUMP GP-FUEL PRIMING (HAND)						
	5	2	173-1813	1	MANIFOLD						
	6	1,2	183-3398	4	CONNECTOR AS (EACH INCLUDES)						
		1,2	6V-8636	1	CONNECTOR						
		1,2	8L-2779	1	SEAL-O-RING						
	7	1	192-2184	1	TUBE AS						
	8	1	194-7090	1	BRACKET						
Y	9	2	<i>205-1306</i>	1	REGULATOR GP-FUEL PRESSURE						204
I	10	1	233-7186	1	HOSE AS						
Y	11	2	<i>245-4782</i>	1	FILTER GP-FUEL						172
	12	1	245-4784	1	TUBE AS						
	13	1	245-4785	1	TUBE AS						
	14	1	262-4818	1	BRACKET						
	15	1	262-4821	1	TRAY AS						
	16	1	262-4822	1	TUBE AS						
	17	1	262-4823	1	TUBE AS						
	18	1	119-5708	1	CLIP						
	19	2	<i>148-8336</i>	1	CONNECTOR AS						
		2	3J-1907	1	SEAL-O-RING						
		2	6V-8397	1	SEAL-O-RING						
		2	6V-8636	1	CONNECTOR						
	20	1	<i>148-8378</i>	1	ELBOW AS						
		1	3J-1907	1	SEAL-O-RING						
		1	6V-8397	1	SEAL-O-RING						
		1	6V-8724	1	ELBOW						
	21	2	<i>148-8407</i>	1	PLUG AS						
		2	3J-1907	1	SEAL-O-RING						
		2	9S-4191	1	PLUG-O-RING						
	22	1	3J-1907	1	SEAL-O-RING						
	23	1	4D-7794	2	CLIP						
M	24	1	6V-1820	4	BOLT (M10X1.5X30-MM)						
M	25	1	6V-3940	2	BOLT (M8X1.25X25-MM)						
M	26	1	6V-4248	3	BOLT (M10X1.5X25-MM)						
	27	1,2	6V-5049	3	SEAL-O-RING						
	28	1	6V-5839	11	WASHER (11X21X2.5-MM THK)						
M	29	1	6V-5842	3	BOLT (M10X1.5X40-MM)						
M	30	1	6V-8212	1	BOLT (M10X1.5X16-MM)						
	31	1	6V-8397	8	SEAL-O-RING						
	32	1	6V-8636	1	CONNECTOR						
	33	1	6V-8724	2	ELBOW						
	34	1	6V-8730	1	UNION (FACE SEAL)						
	35	1	6V-8788	1	TEE						
	36	2	6V-8918	1	BOLT (5/16-18X1.25-IN)						
	38	2	7X-2501	1	BOLT (1/4-20X1.25-IN)						
	39	1	8L-2779	1	SEAL-O-RING						
	40	1	8M-2773	1	CLIP						
	41	2	8T-4205	1	WASHER-HARD (7.2X14.5X2-MM THK)						
	42	2	8T-4224	1	WASHER-HARD (8.8X16X2-MM THK)						
	43	1	8T-6767	2	PLUG-PIPE						
	44	1	9M-1974	2	WASHER-HARD (8.8X16X2-MM THK)						

FUEL SYSTEM

245-4781 LINES GP-FUEL FILTER (contd.)

i03601439

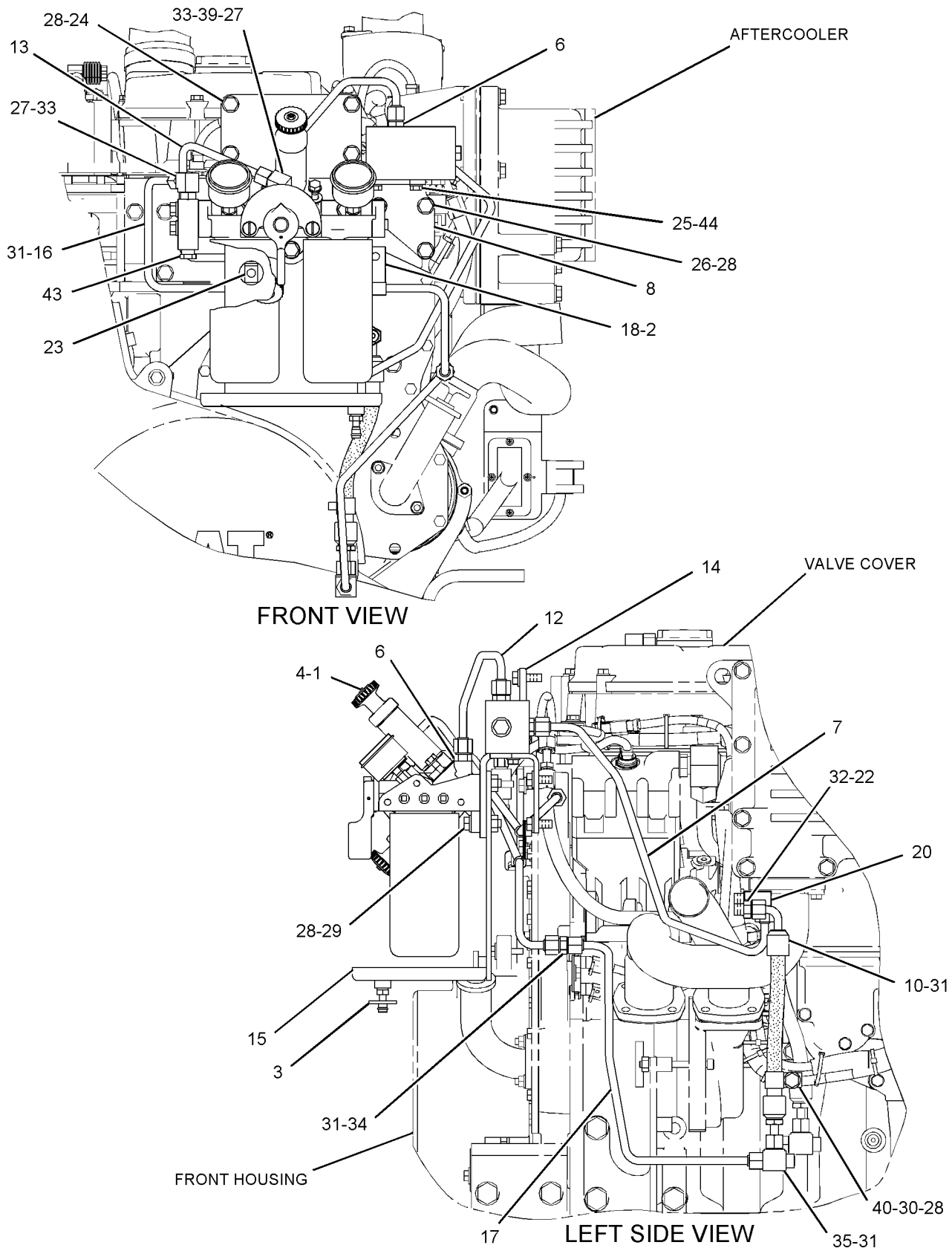
NOTE	REF NO	GRAPHIC REF	PART NUMBER	QTY	PART NAME						SEE PAGE
					1	2	3	4	5	6 (PRODUCT LEVEL)	
	45	2	9S-4191	1	PLUG-O-RING						

I-REFER TO HYDRAULIC INFORMATION SYSTEM
M-METRIC PART
Y-SEPARATE ILLUSTRATION

FUEL SYSTEM

245-4781 LINES GP-FUEL FILTER (contd.)

i03601439



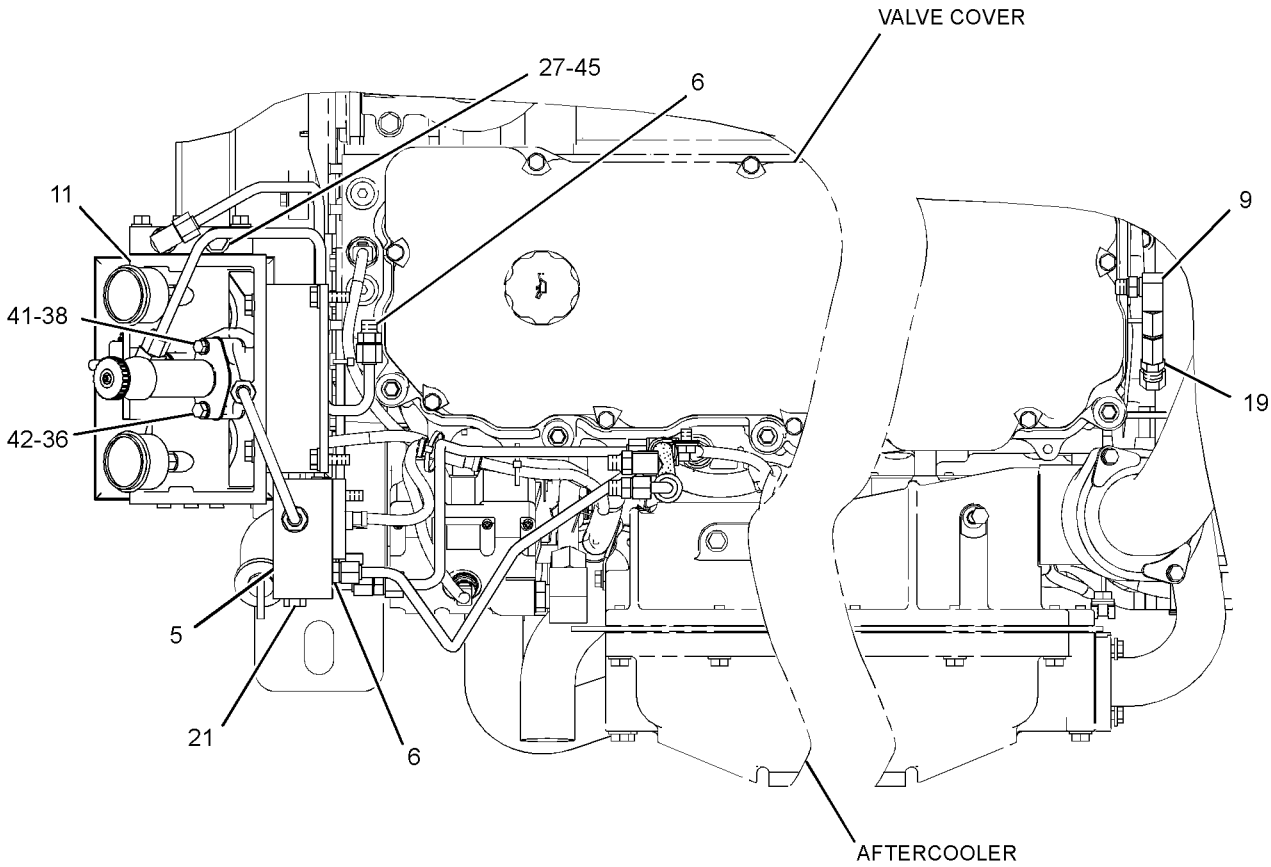
GRAPHIC #1

g01266679

FUEL SYSTEM

245-4781 LINES GP-FUEL FILTER (contd.)

i03601439



TOP VIEW

<END>

GRAPHIC #2

g01266680

FUEL SYSTEM

245-4781 LINES GP-FUEL FILTER

FOR USE WITH 245-4782-PAGE 172. CANNOT BE USED WITH 197-6007-PAGE 180,
154-9283-PAGE 200
AN ATTACHMENT
TYPE 2

SMCS-1261, 1274

i02897160

NOTE	REF NO	GRAPHIC REF	PART NUMBER	QTY	PART NAME						SEE PAGE
					1	2	3	4	5	6 (PRODUCT LEVEL)	
	1	2	1P-0436	1	GASKET (FUEL PRIMING PUMP)						
	2	2	6V-0682	1	VALVE-DRAIN						
C	3	2	9L-9393	3	SUPPORT-TUBE						
	4	1	173-1813	1	MANIFOLD						
	5	1,2	183-3398	4	CONNECTOR AS						
					(EACH INCLUDES)						
		1,2	6V-8636	1	CONNECTOR						
		1,2	6V-5049	2	SEAL-O-RING						
		1,2	8L-2779	1	SEAL-O-RING						
	6	2	194-7090	1	BRACKET						
CI	7	2	197-4640	1	HOSE AS						
Y	8	1	205-1306	1	REGULATOR GP-FUEL PRESSURE						204
I	9	2	233-7186	1	HOSE AS						
Y	10	1	245-4782	1	FILTER GP-FUEL						172
	11	2	245-4784	1	TUBE AS						
	12	1	245-4785	1	TUBE AS						
	13	2	262-4818	1	BRACKET						
	14	2	262-4821	1	TRAY AS						
C	15	2	283-8102	1	TUBE AS						
C	16	1,2	284-0968	5	BRACKET AS						
	17	2	137-5541	1	PUMP GP-FUEL PRIMING (HAND)						
	18	1	148-8336	1	CONNECTOR AS						
		1	3J-1907	1	SEAL-O-RING						
		1	6V-8397	1	SEAL-O-RING						
		1	6V-8636	1	CONNECTOR						
C	19	1,2	148-8378	2	ELBOW AS						
					(EACH INCLUDES)						
		1,2	3J-1907	1	SEAL-O-RING						
		1,2	6V-8397	1	SEAL-O-RING						
		1,2	6V-8724	1	ELBOW						
	20	1	148-8407	1	PLUG AS						
		1	3J-1907	1	SEAL-O-RING						
		1	9S-4191	1	PLUG-O-RING						
I	21	2	205-4617	1	HOSE AS						
	22	2	3J-1907	1	SEAL-O-RING						
C	23	1,2	4D-7794	6	CLIP						
CM	24	2	5C-7261	1	NUT (M8X1.25-THD)						
M	25	2	6V-1820	4	BOLT (M10X1.5X30-MM)						
M	26	2	6V-3940	2	BOLT (M8X1.25X25-MM)						
M	27	2	6V-4248	3	BOLT (M10X1.5X25-MM)						
C	28	1,2	6V-5049	2	SEAL-O-RING						
	29	2	6V-5839	11	WASHER (11X21X2.5-MM THK)						
M	30	2	6V-5842	3	BOLT (M10X1.5X40-MM)						
M	31	2	6V-8212	1	BOLT (M10X1.5X16-MM)						
C	32	1,2	6V-8397	7	SEAL-O-RING						
	33	2	6V-8636	1	CONNECTOR						
C	34	2	6V-8724	1	ELBOW						
C	35	2	6V-8730	2	UNION (FACE SEAL)						
	36	1	6V-8918	1	BOLT (5/16-18X1.25-IN)						
C	38	1	6V-9836	1	TEE-SWIVEL						
	39	1	7X-2501	1	BOLT (1/4-20X1.25-IN)						
	40	2	8L-2779	1	SEAL-O-RING						
C	41	2	8M-2773	2	CLIP						
CM	42	2	8T-4189	1	BOLT (M8X1.25X20-MM)						

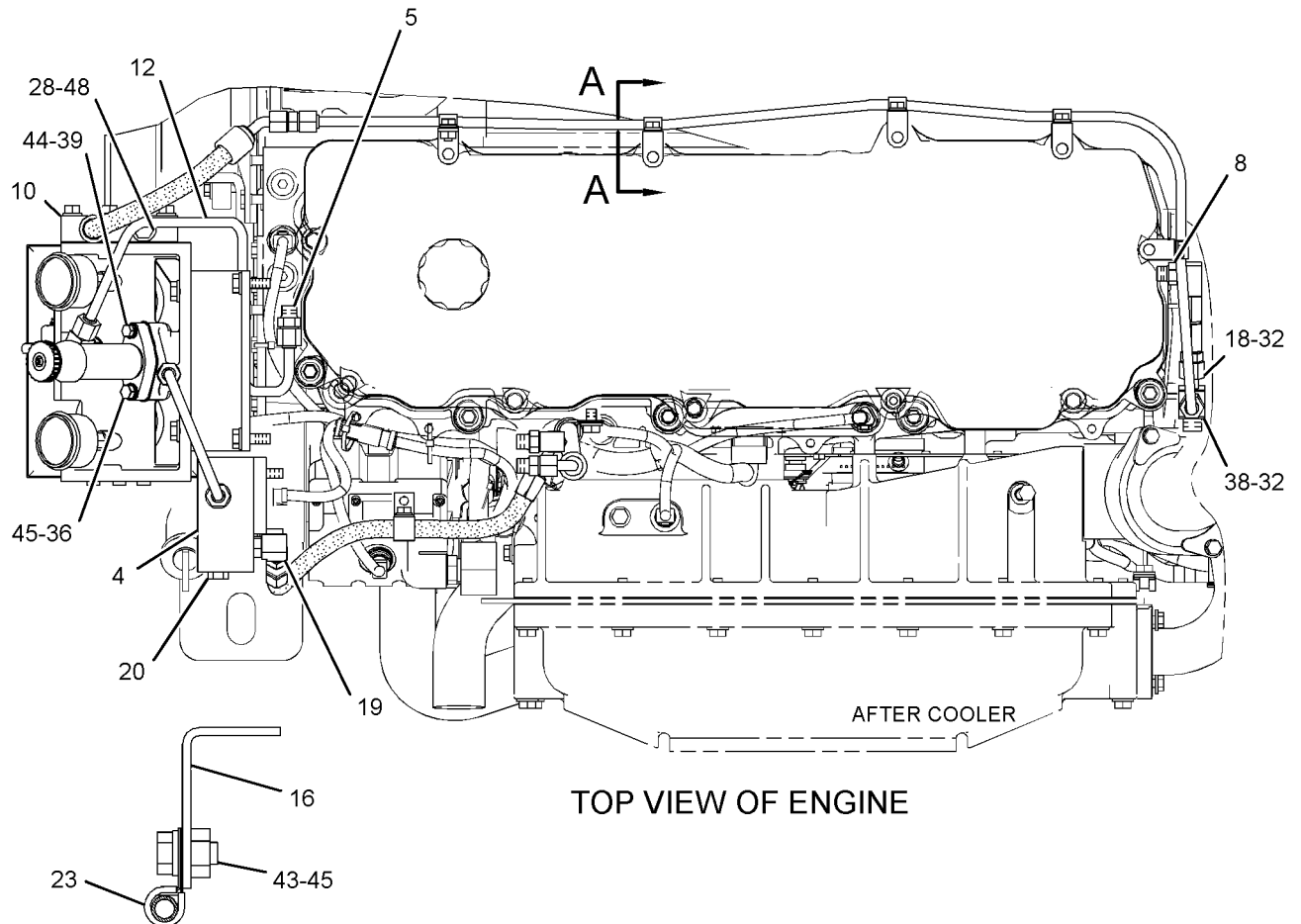
FUEL SYSTEM

245-4781 LINES GP-FUEL FILTER (contd.)

i02897160

NOTE	REF NO	GRAPHIC REF	PART NUMBER	QTY	PART NAME						SEE PAGE
					1	2	3	4	5	6 (PRODUCT LEVEL)	
CM	43	1,2	8T-4200	5	BOLT (M8X1.25X16-MM)						
	44	1	8T-4205	1	WASHER-HARD (7.2X14.5X2-MM THK)						
C	45	1,2	8T-4224	8	WASHER-HARD (8.8X16X2-MM THK)						
	46	2	8T-6767	2	PLUG-PIPE						
	47	2	9M-1974	2	WASHER-HARD (8.8X16X2-MM THK)						
	48	1	9S-4191	1	PLUG-O-RING						

C-CHANGE FROM PREVIOUS TYPE
 I-REFER TO HYDRAULIC INFORMATION SYSTEM
 M-METRIC PART
 Y-SEPARATE ILLUSTRATION



SECTION A-A

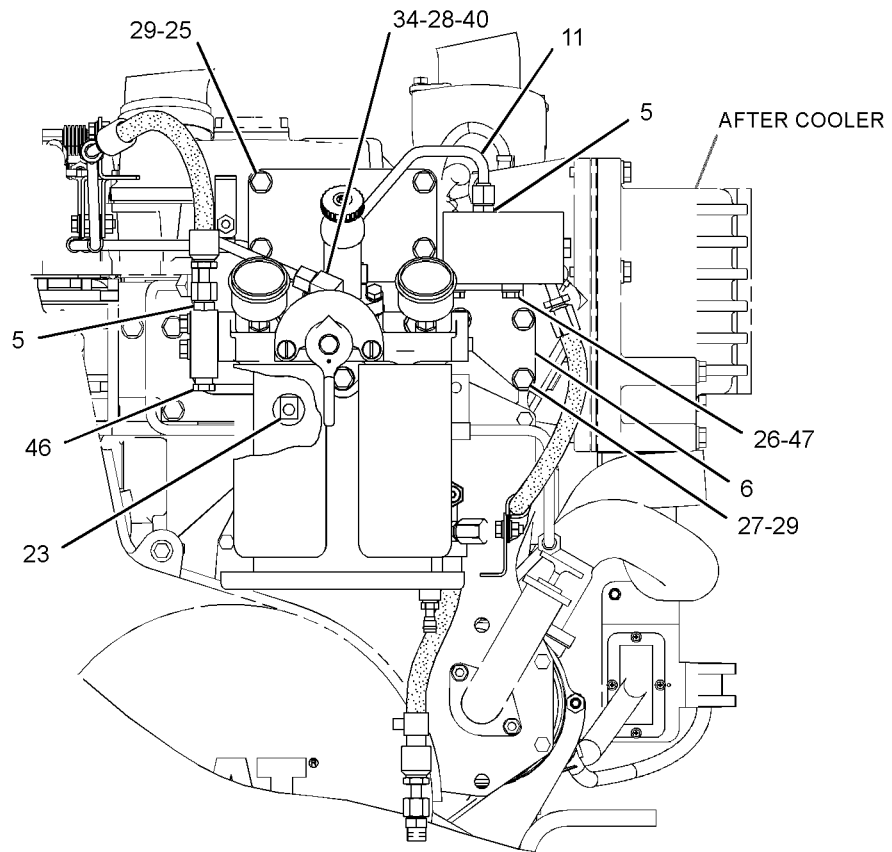
GRAPHIC #1

g01369506

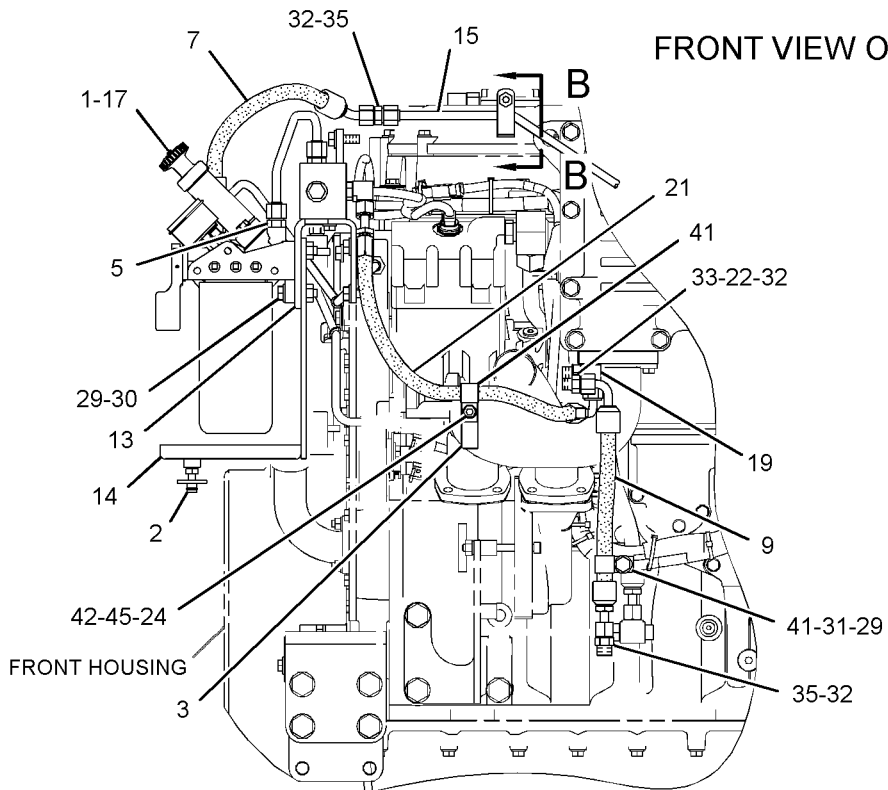
FUEL SYSTEM

245-4781 LINES GP-FUEL FILTER (contd.)

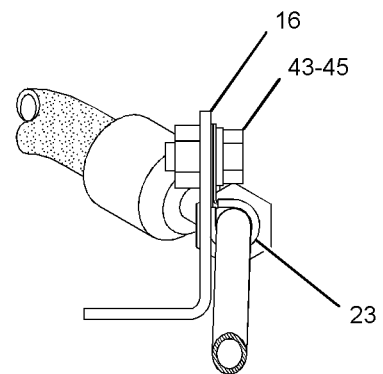
i02897160



FRONT VIEW OF ENGINE



LEFT SIDE VIEW OF ENGINE



SECTION B-B

GRAPHIC #2

<END>

g01369504

FUEL SYSTEM

242-3119 PUMP & MTG GP-UNIT INJ HYD

S/N: C9A1-671

1.61 RATIO

SMCS-1714

i02303716

NOTE	REF NO	GRAPHIC REF	PART NUMBER	QTY	PART NAME						SEE PAGE
					1	2	3	4	5	6 (PRODUCT LEVEL)	
	1	1	183-3399	2	CONNECTOR AS						
					(EACH INCLUDES)						
		1	6V-8636	1	CONNECTOR						
		1	214-7568	1	SEAL-O-RING						
		1	221-3494	1	SEAL-O-RING						
	2	1	263-1785	1	TUBE AS						
	3	1	227-5904	1	SEAL-O-RING (UNIT INJECTOR HYD PUMP)						
YR	4	1	254-4358	1	PUMP GP-UNIT INJECTOR HYD						201
	5	1	030-7950	1	ELBOW						
	6	1	068-4174	1	ELBOW						
	7	1	183-3407	1	PLUG AS						
		1	9S-8004	1	PLUG-O-RING						
		1	153-4906	1	SEAL-O-RING						
	8	1	3E-9412	1	DOWEL						
	9	1	6V-4589	1	SEAL-O-RING						
	10	1	6V-5050	1	SEAL-O-RING						
	11	1	6V-5839	2	WASHER (11X21X2.5-MM THK)						
M	12	1	6V-7981	2	BOLT (M10X1.5X70-MM)						

M-METRIC PART

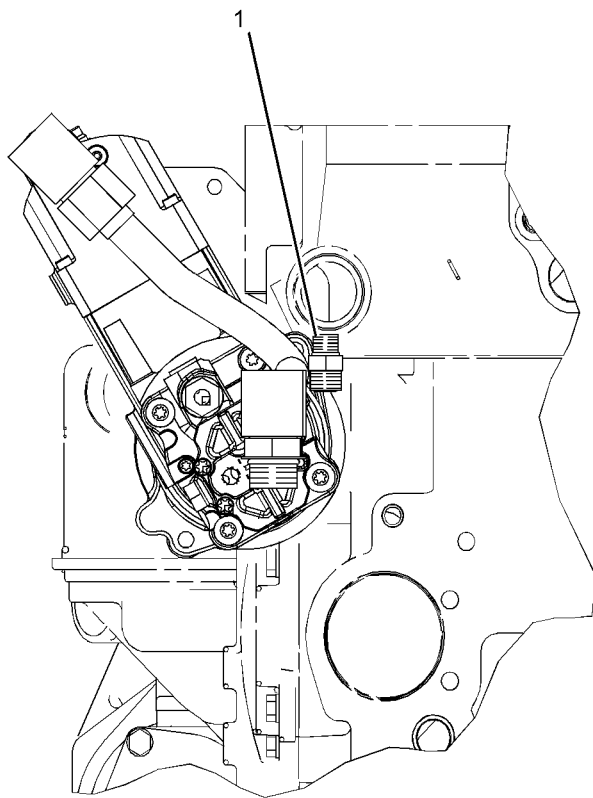
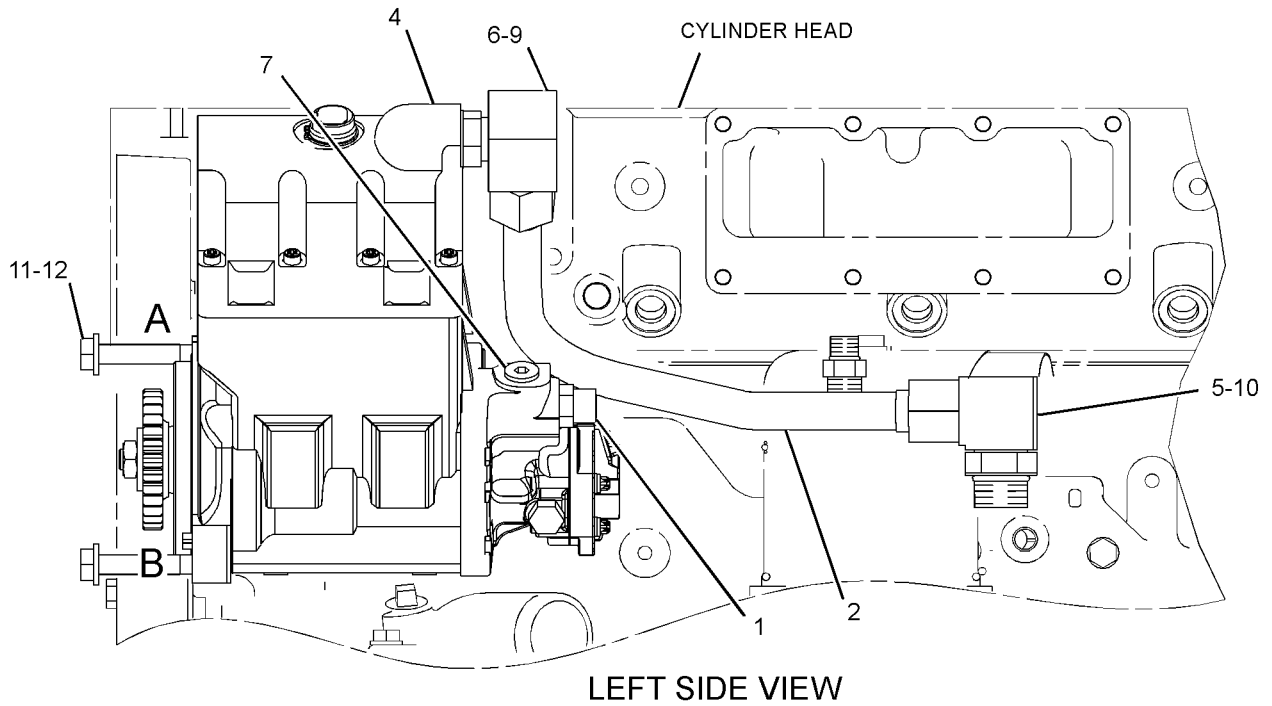
R-REMG PART MAY BE AVAILABLE

Y-SEPARATE ILLUSTRATION

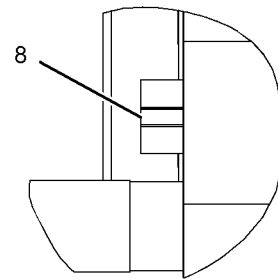
FUEL SYSTEM

242-3119 PUMP & MTG GP-UNIT INJ HYD (contd.)

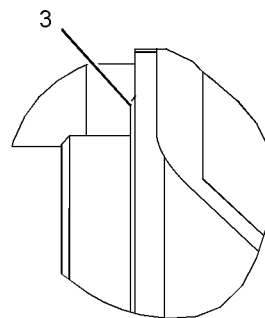
i02303716



REAR VIEW



VIEW OF AREA B



VIEW OF AREA A

GRAPHIC #1

<END>

g01156474

FUEL SYSTEM

242-3119 PUMP & MTG GP-UNIT INJ HYD

S/N: C9A672-715

1.61 RATIO

SMCS-1714

i02741993

NOTE	REF NO	GRAPHIC REF	PART NUMBER	QTY	PART NAME						SEE PAGE
					1	2	3	4	5	6 (PRODUCT LEVEL)	
	1	1	183-3399	2	CONNECTOR AS						
					(EACH INCLUDES)						
		1	6V-8636	1	CONNECTOR						
		1	214-7568	1	SEAL-O-RING						
		1	221-3494	1	SEAL-O-RING						
	2	1	263-1785	1	TUBE AS						
	3	1	227-5904	1	SEAL-O-RING (UNIT INJECTOR HYD PUMP)						
CY	4	1	295-4778	1	PUMP GP-UNIT INJECTOR HYD						202
	5	1	030-7950	1	ELBOW						
	6	1	068-4174	1	ELBOW						
	7	1	183-3407	1	PLUG AS						
		1	9S-8004	1	PLUG-O-RING						
		1	153-4906	1	SEAL-O-RING						
	8	1	3E-9412	1	DOWEL						
	9	1	6V-4589	1	SEAL-O-RING						
	10	1	6V-5050	1	SEAL-O-RING						
	11	1	6V-5839	2	WASHER (11X21X2.5-MM THK)						
M	12	1	6V-7981	2	BOLT (M10X1.5X70-MM)						

C-CHANGE FROM PREVIOUS TYPE

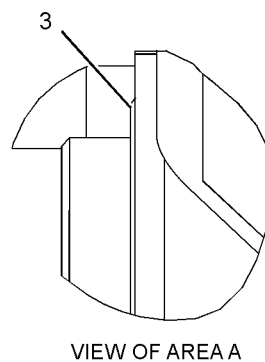
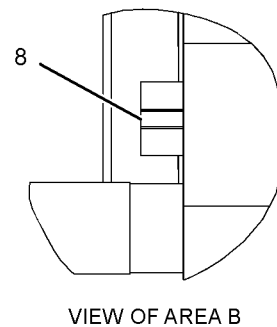
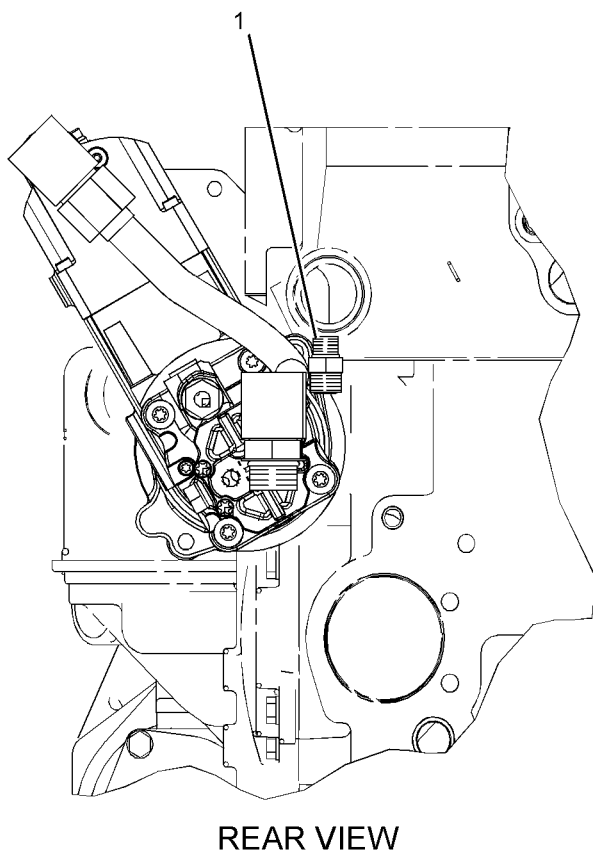
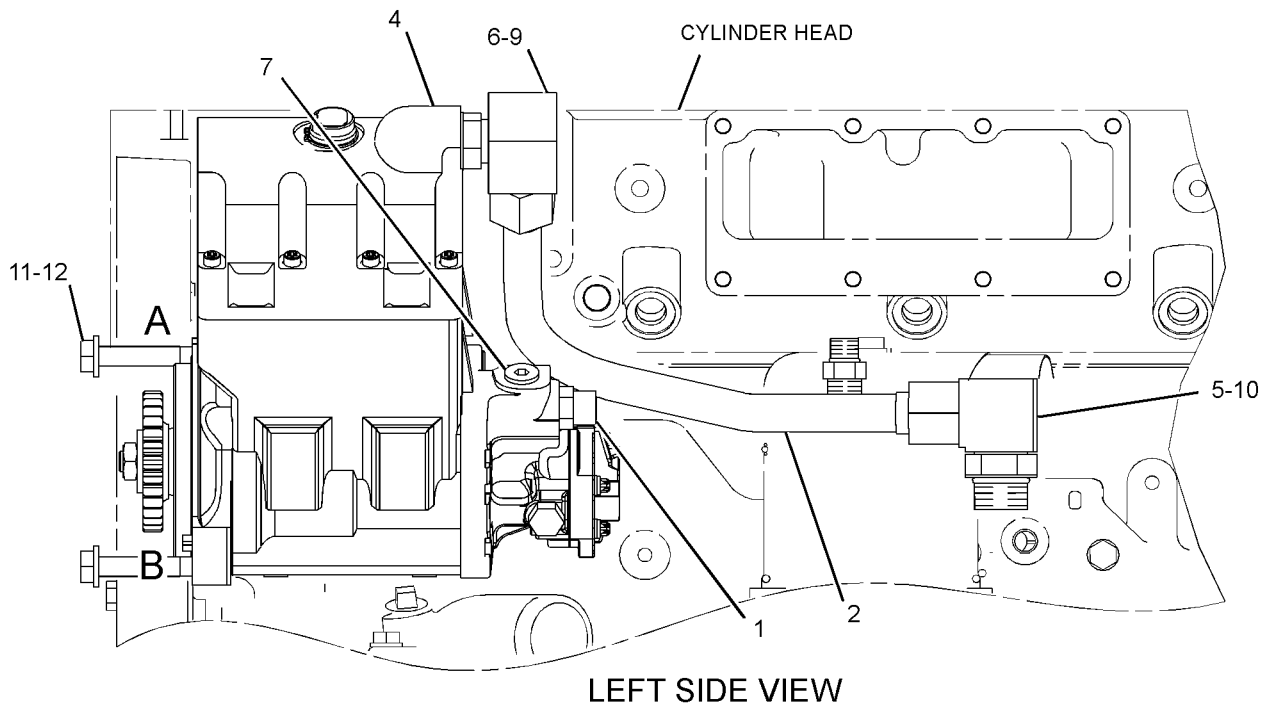
M-METRIC PART

Y-SEPARATE ILLUSTRATION

FUEL SYSTEM

242-3119 PUMP & MTG GP-UNIT INJ HYD (contd.)

i02741993



GRAPHIC #1

<END>

g01156474

FUEL SYSTEM

242-3119 PUMP & MTG GP-UNIT INJ HYD

S/N: C9A716-UP

1.61 RATIO

SMCS-1714

i02878183

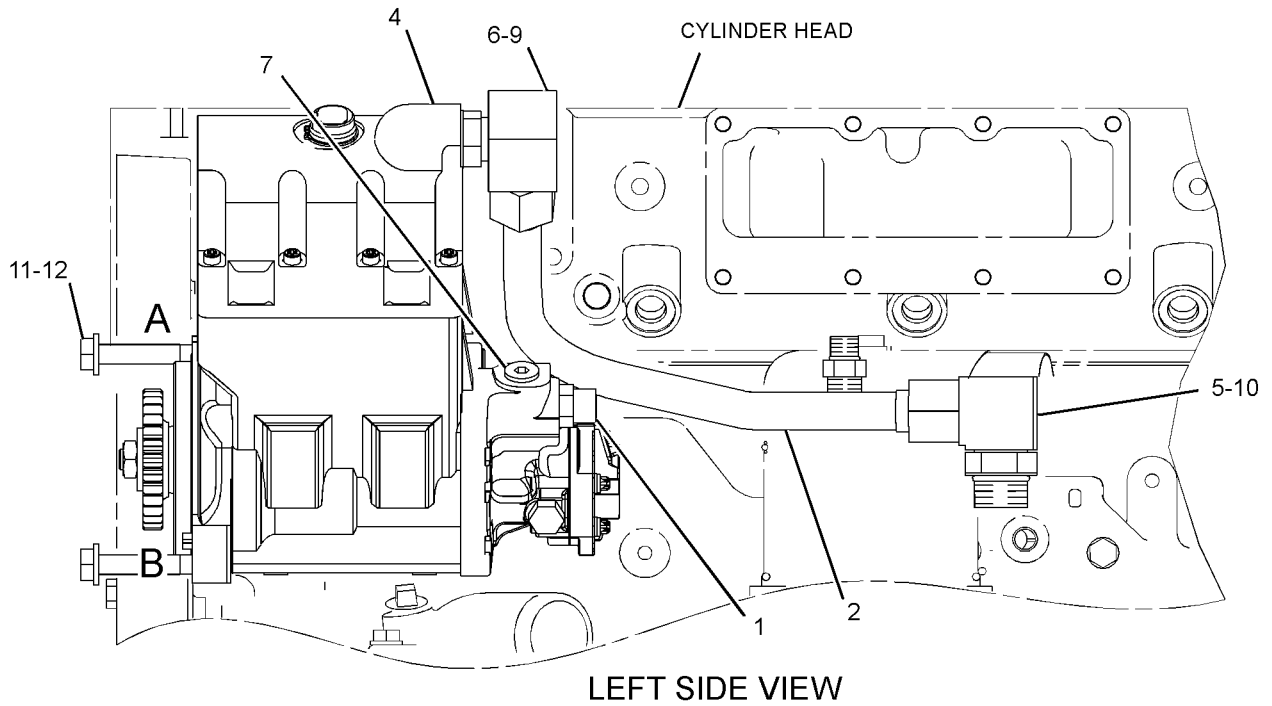
NOTE	REF NO	GRAPHIC REF	PART NUMBER	QTY	PART NAME						SEE PAGE
					1	2	3	4	5	6 (PRODUCT LEVEL)	
	1	1	183-3399	2	CONNECTOR AS						
					(EACH INCLUDES)						
			6V-8636	1	CONNECTOR						
		1	214-7568	1	SEAL-O-RING						
		1	221-3494	1	SEAL-O-RING						
	2	1	263-1785	1	TUBE AS						
	3	1	227-5904	1	SEAL-O-RING (UNIT INJECTOR HYD PUMP)						
CYR	4	1	312-0678	1	PUMP GP-UNIT INJECTOR HYD						203
	5	1	030-7950	1	ELBOW						
	6	1	068-4174	1	ELBOW						
	7	1	183-3407	1	PLUG AS						
			9S-8004	1	PLUG-O-RING						
		1	153-4906	1	SEAL-O-RING						
	8	1	3E-9412	1	DOWEL						
	9	1	6V-4589	1	SEAL-O-RING						
	10	1	6V-5050	1	SEAL-O-RING						
	11	1	6V-5839	2	WASHER (11X21X2.5-MM THK)						
M	12	1	6V-7981	2	BOLT (M10X1.5X70-MM)						

C-CHANGE FROM PREVIOUS TYPE
M-METRIC PART
R-REMG PART MAY BE AVAILABLE
Y-SEPARATE ILLUSTRATION

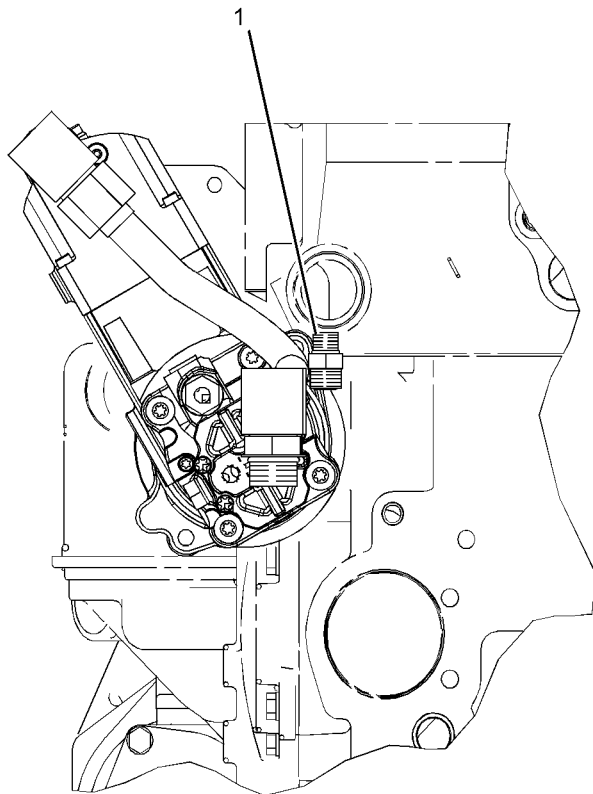
FUEL SYSTEM

242-3119 PUMP & MTG GP-UNIT INJ HYD (contd.)

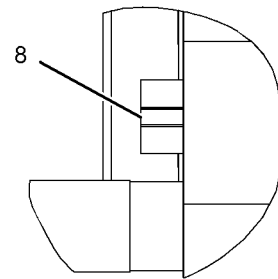
i02878183



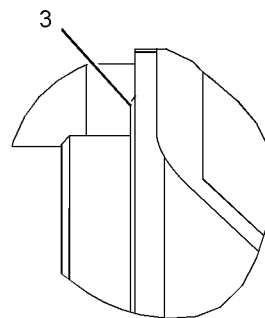
LEFT SIDE VIEW



REAR VIEW



VIEW OF AREA B



VIEW OF AREA A

GRAPHIC #1

<END>

g01156474

FUEL SYSTEM

241-9593 PUMP GP-FUEL INJECTION

S/N: C9A1-621

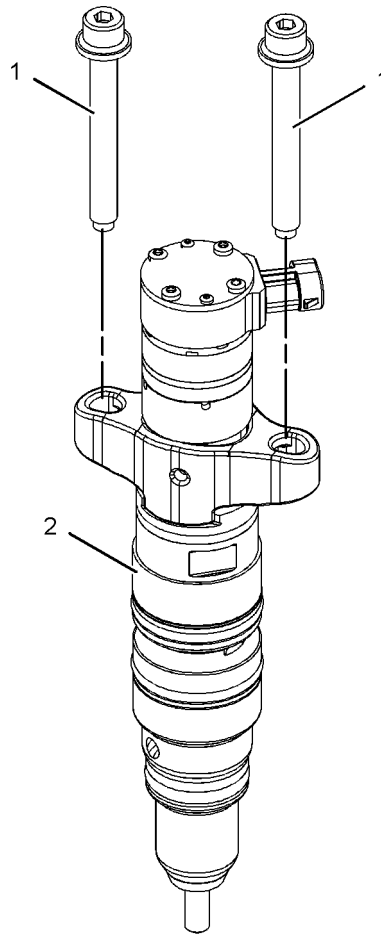
PART OF 242-3456 PUMP GP-FUEL INJECTION

SMCS-1251, 1290

i01981879

NOTE	REF NO	GRAPHIC REF	PART NUMBER	QTY	PART NAME						SEE PAGE
					1	2	3	4	5	6 (PRODUCT LEVEL)	
	1	1	235-9651	2	BOLT-SOCKET HEAD (M8X1.25X65MM)						
Y	2	1	241-9595	1	INJECTOR GP-FUEL						177

Y-SEPARATE ILLUSTRATION



GRAPHIC #1

g01028639

FUEL SYSTEM

241-9593 PUMP GP-FUEL INJECTION

S/N: C9A622-UP

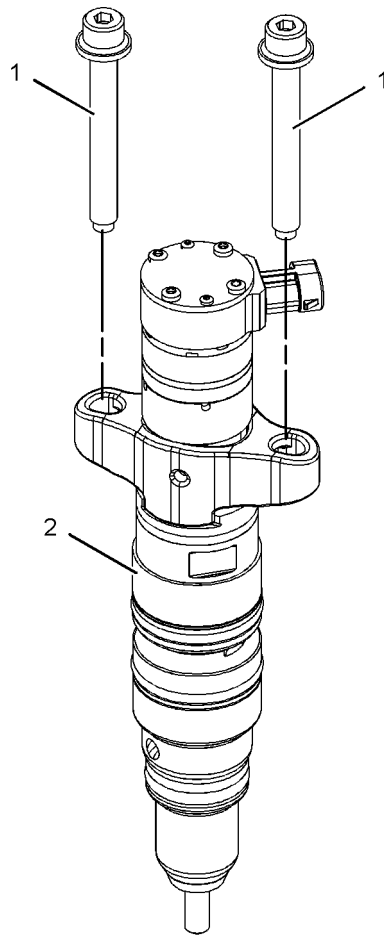
PART OF 242-3456 PUMP GP-FUEL INJECTION

SMCS-1251, 1290

i03585340

NOTE	REF NO	GRAPHIC REF	PART NUMBER	QTY	PART NAME						SEE PAGE
					1	2	3	4	5	6 (PRODUCT LEVEL)	
	1	1	235-9651	2	BOLT-SOCKET HEAD (M8X1.25X65-MM)						
CY	2	1	328-2581	1	INJECTOR GP-FUEL						178

C-CHANGE FROM PREVIOUS TYPE
Y-SEPARATE ILLUSTRATION



GRAPHIC #1

<END>

g01028639

FUEL SYSTEM

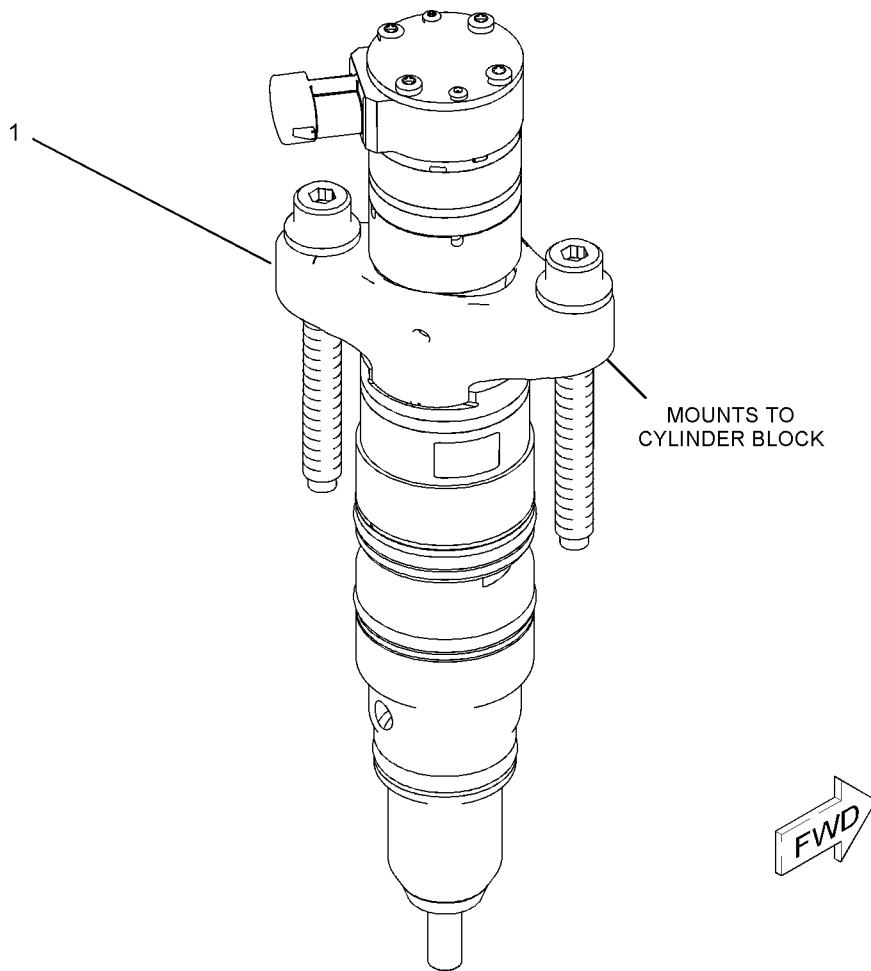
242-3456 PUMP GP-FUEL INJECTION

SMCS-1251, 1290

i01972410

NOTE	REF NO	GRAPHIC REF	PART NUMBER	QTY	PART NAME						SEE PAGE
					1	2	3	4	5	6 (PRODUCT LEVEL)	
Y	1	1	241-9593	6	PUMP GP-FUEL INJECTION						197

Y-SEPARATE ILLUSTRATION



GRAPHIC #1

<END>

g01025214

FUEL SYSTEM

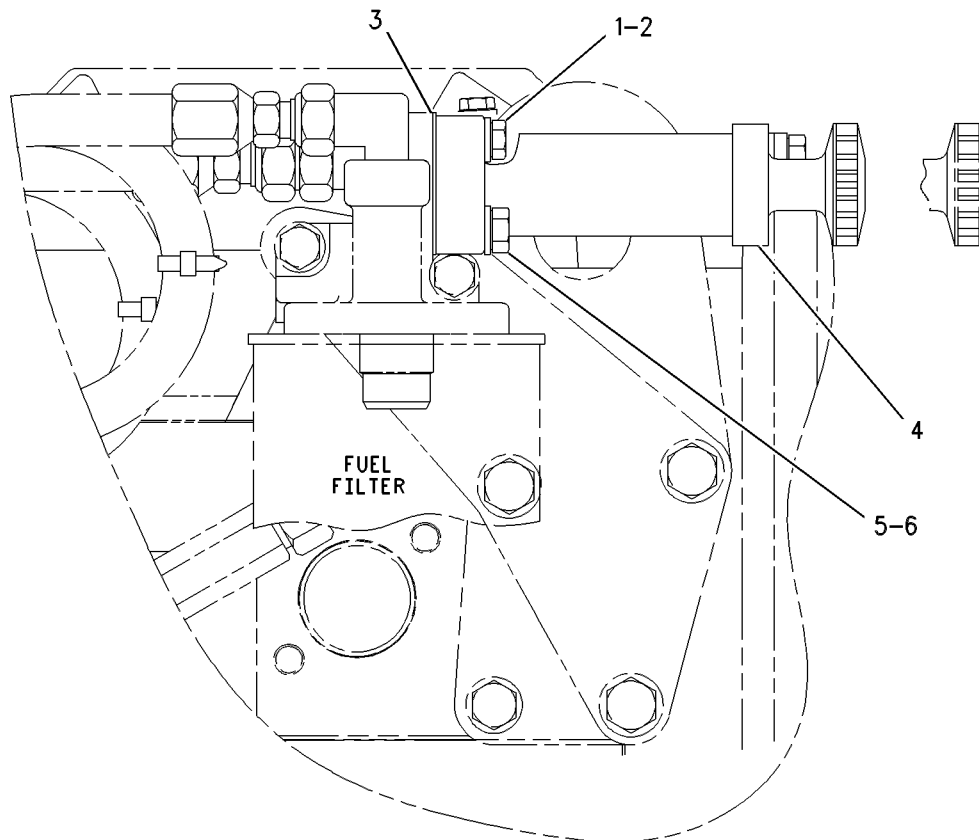
154-9283 PUMP GP-FUEL PRIMING

CANNOT BE USED WITH 245-4781-PAGE 184
AN ATTACHMENT

SMCS-1258

i02788274

NOTE	REF NO	GRAPHIC REF	PART NUMBER	QTY	PART NAME						SEE PAGE
					1	2	3	4	5	6 (PRODUCT LEVEL)	
	1	1	7B-2742	1	BOLT (1/4-20X1.25-IN)						
	2	1	5P-0537	1	WASHER-HARD (7.2X14.5X2-MM THK)						
	3	1	1P-0436	1	GASKET (FUEL PRIMING PUMP) (FUEL PRIMING PUMP)						
	4	1	137-5541	1	PUMP GP-FUEL PRIMING (HAND)						
	5	1	1B-2790	1	BOLT (5/16-18X1.375-IN)						
	6	1	9M-1974	1	WASHER-HARD (8.8X16X2-MM THK)						



REAR VIEW

GRAPHIC #1

<END>

g00327040

FUEL SYSTEM

254-4358 PUMP GP-UNIT INJECTOR HYD*R

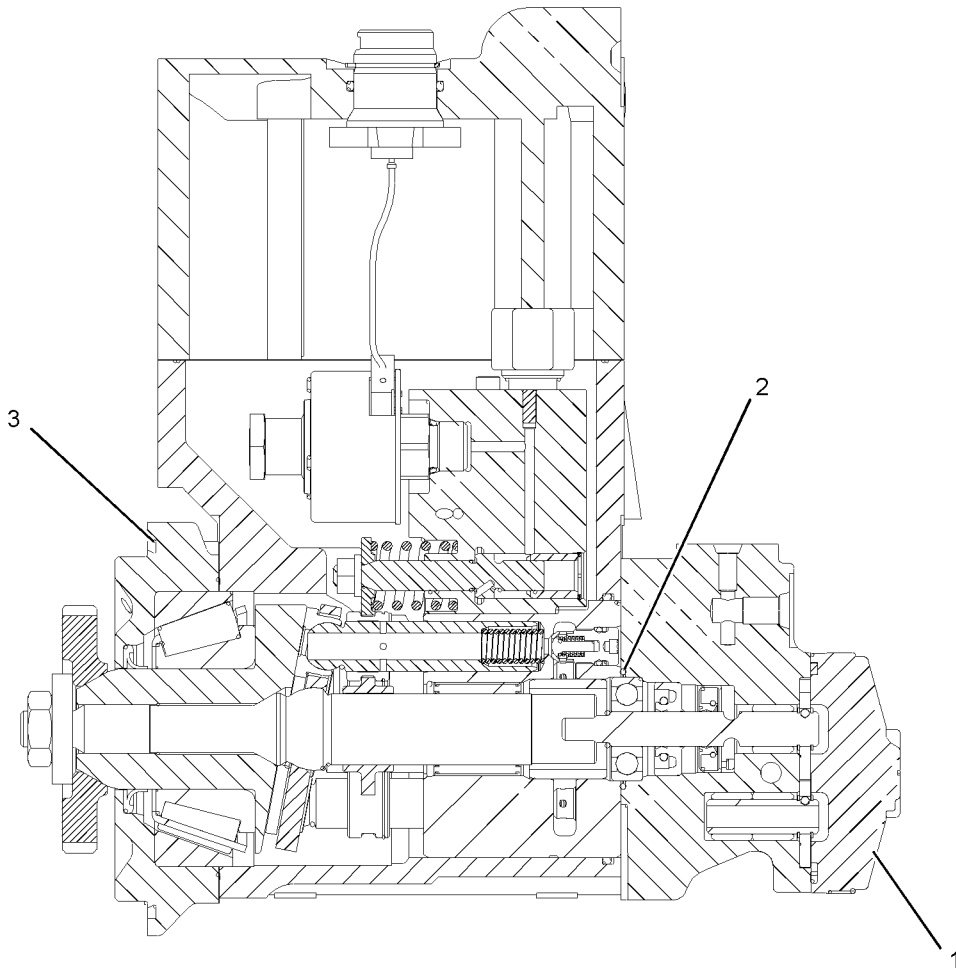
S/N: C9A1-671

PART OF 242-3119 PUMP & MTG GP-UNIT INJ HYD

SMCS-1714

i02380918

NOTE	REF NO	GRAPHIC REF	PART NUMBER	QTY	PART NAME						SEE PAGE
					1	2	3	4	5	6 (PRODUCT LEVEL)	
	1	1	178-2357	1	PUMP GP-FUEL TRANSFER						
	2	1	179-8128	1	SEAL-O-RING (FUEL TRANSFER PUMP)						
	3	1	227-5904	1	SEAL-O-RING (UNIT INJECTOR HYD PUMP)						



GRAPHIC #1

<END>

g01190308

FUEL SYSTEM

295-4778 PUMP GP-UNIT INJECTOR HYD

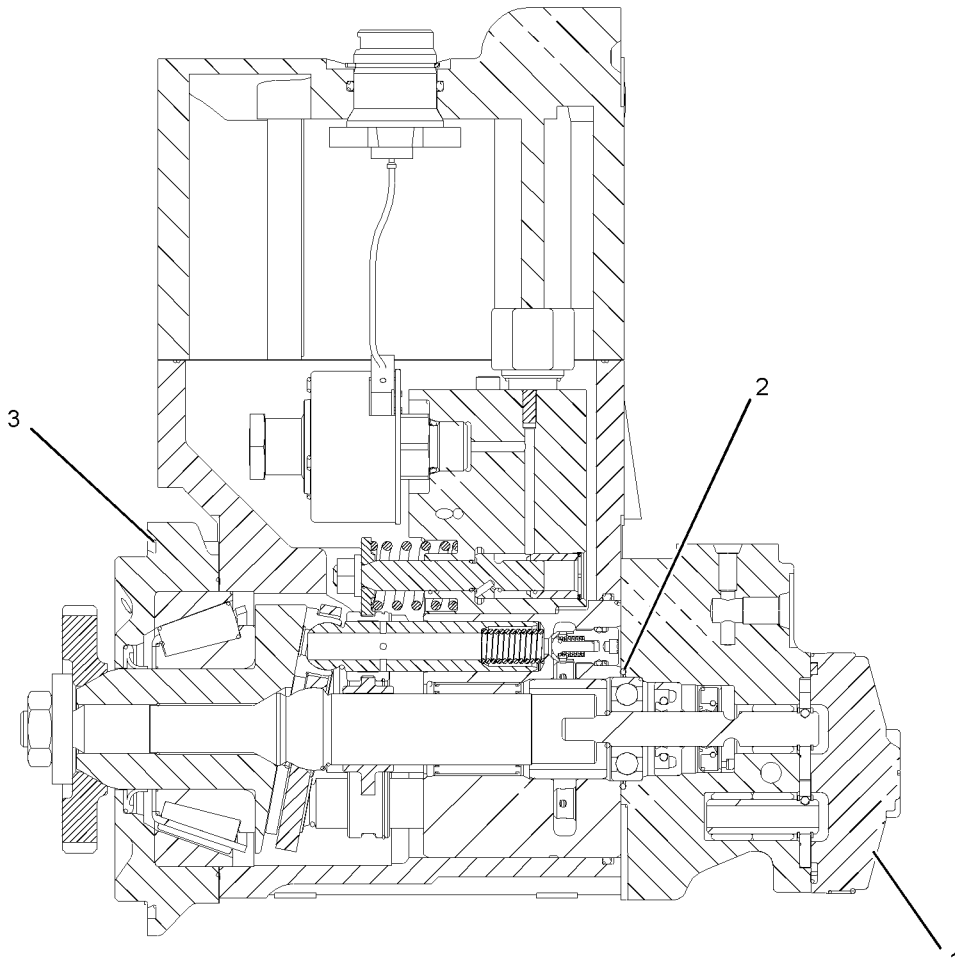
S/N: C9A672-UP

PART OF 242-3119 PUMP & MTG GP-UNIT INJ HYD

SMCS-1714

i02676846

NOTE	REF NO	GRAPHIC REF	PART NUMBER	QTY	PART NAME						SEE PAGE
					1	2	3	4	5	6 (PRODUCT LEVEL)	
	1	1	178-2357	1	PUMP GP-FUEL TRANSFER						
	2	1	179-8128	1	SEAL-O-RING (FUEL TRANSFER PUMP)						
	3	1	227-5904	1	SEAL-O-RING (UNIT INJECTOR HYD PUMP)						



GRAPHIC #1

<END>

g01190308

FUEL SYSTEM

312-0678 PUMP GP-UNIT INJECTOR HYD*R

S/N: C9A716-UP

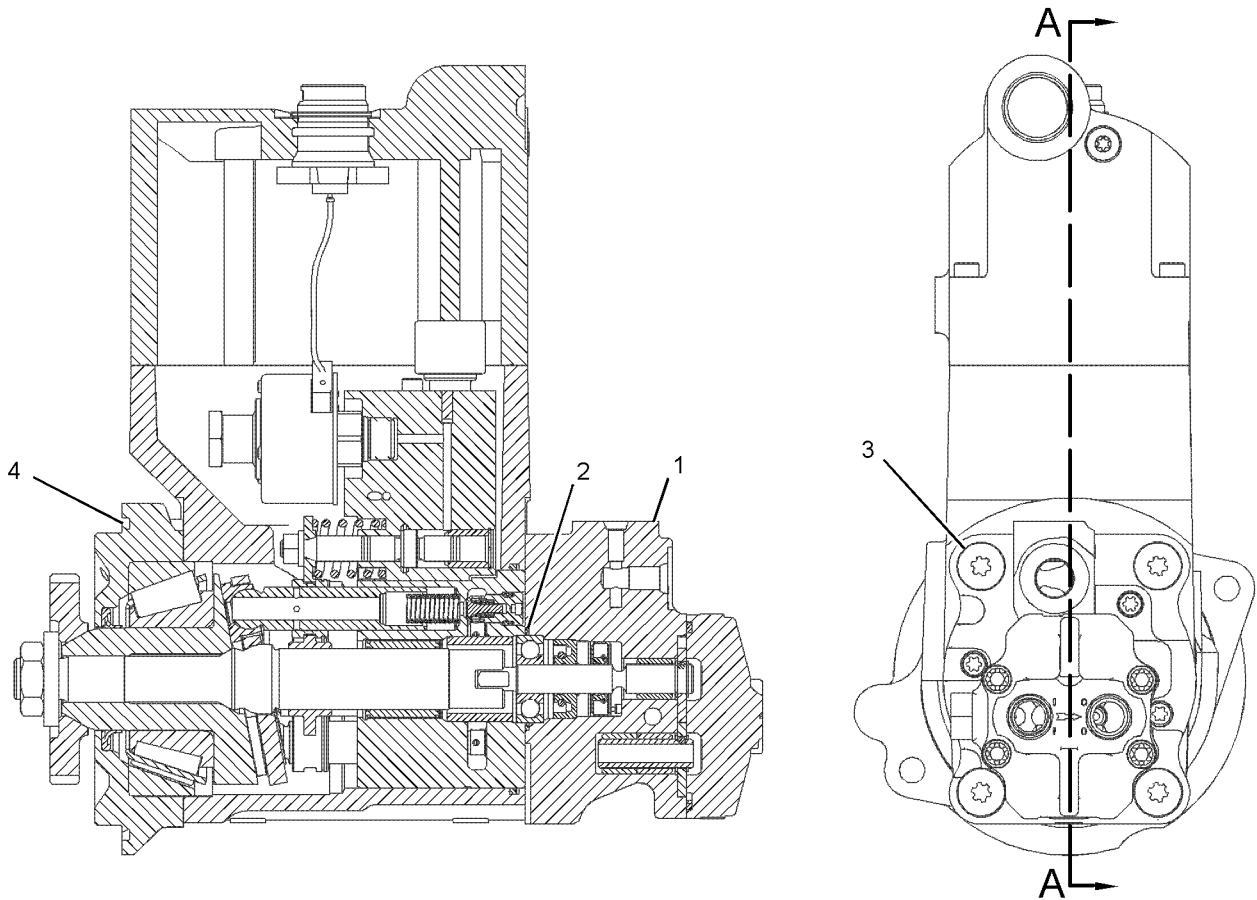
PART OF 242-3119 PUMP & MTG GP-UNIT INJ HYD

SMCS-1714

i02787664

NOTE	REF NO	GRAPHIC REF	PART NUMBER	QTY	PART NAME						SEE PAGE
					1	2	3	4	5	6 (PRODUCT LEVEL)	
	1	1	178-2357	1	PUMP GP-FUEL TRANSFER						
	2	1	179-8128	1	SEAL-O-RING (FUEL TRANSFER PUMP)						
M	3	1	228-5897	4	BOLT-TORX (M8X1.25X136.7-MM)						
	4	1	227-5904	1	SEAL-O-RING						

M-METRIC PART



SECTION A-A

GRAPHIC #1

<END>

g01380054

FUEL SYSTEM

205-1306 REGULATOR GP-FUEL PRESSURE

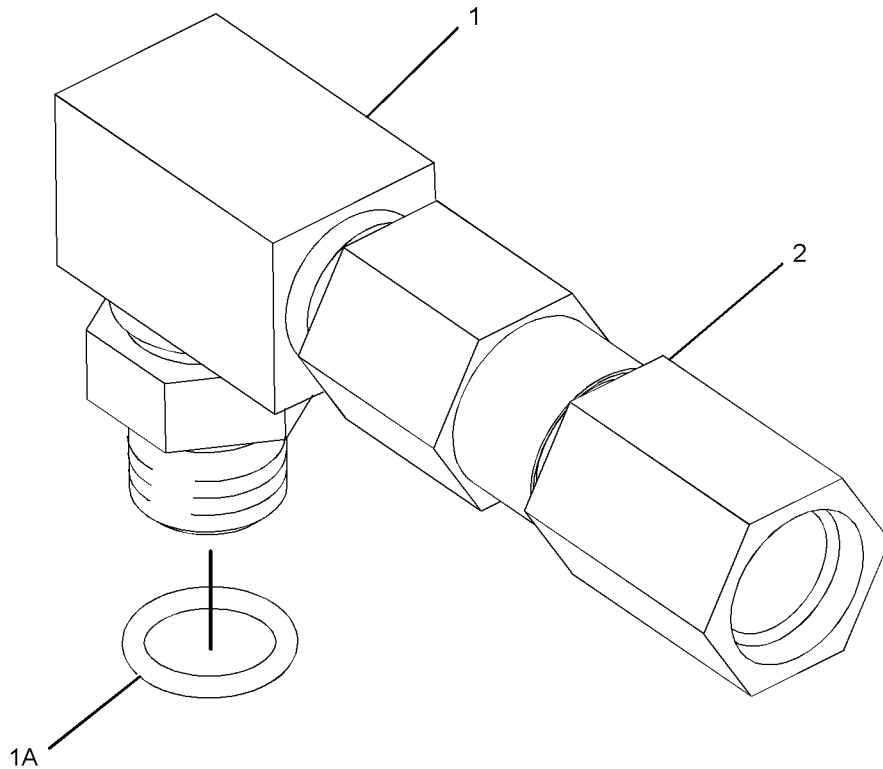
PART OF 197-6007, 245-4781 LINES GP-FUEL FILTER
AN ATTACHMENT

SMCS-1715

i02684183

NOTE	REF NO	GRAPHIC REF	PART NUMBER	QTY	PART NAME						SEE PAGE
					1	2	3	4	5	6 (PRODUCT LEVEL)	
	1	1	295-1803	1	ELBOW AS						
	1A	1	6V-5049	1	SEAL-O-RING						
		1	196-6838		ELBOW						
Y	2	1	232-0343	1	REGULATOR GP-FUEL PRESSURE						205

Y-SEPARATE ILLUSTRATION



GRAPHIC #1

<END>

g01349154

FUEL SYSTEM

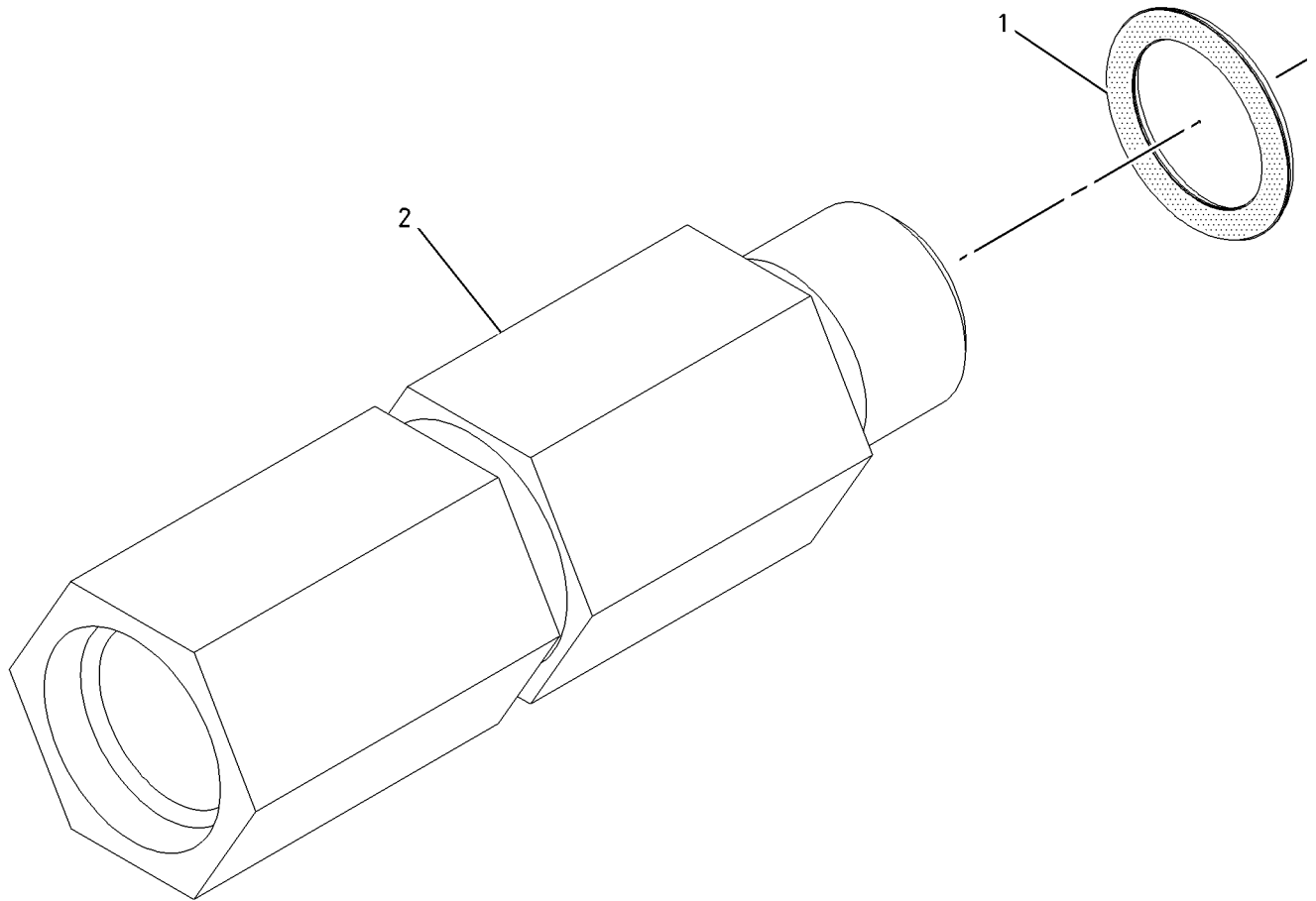
232-0343 REGULATOR GP-FUEL PRESSURE

PART OF 205-1306 REGULATOR GP-FUEL PRESSURE
AN ATTACHMENT

SMCS-1715

i02676268

NOTE	REF NO	GRAPHIC REF	PART NUMBER	QTY	PART NAME						SEE PAGE
					1	2	3	4	5	6 (PRODUCT LEVEL)	
	1	1	6V-5049	1	SEAL-O-RING						
	2	1	294-8620	1	REGULATOR AS (FUEL PRESSURE)						



GRAPHIC #1

<END>

g01004480

FUEL SYSTEM

268-3479 SHIELD GP-FUEL LINES

FOR USE WITH ANY GENSET ENGINE THAT REQUIRES A CERTIFICATION FROM SOLAS,
245-4781-PAGE 184, 242-1761-PAGE 35, 242-7032-PAGE 92, 197-6006-PAGE 163.

CANNOT BE USED WITH 242-7031-PAGE 91
AN ATTACHMENT

SMCS-1067, 1252

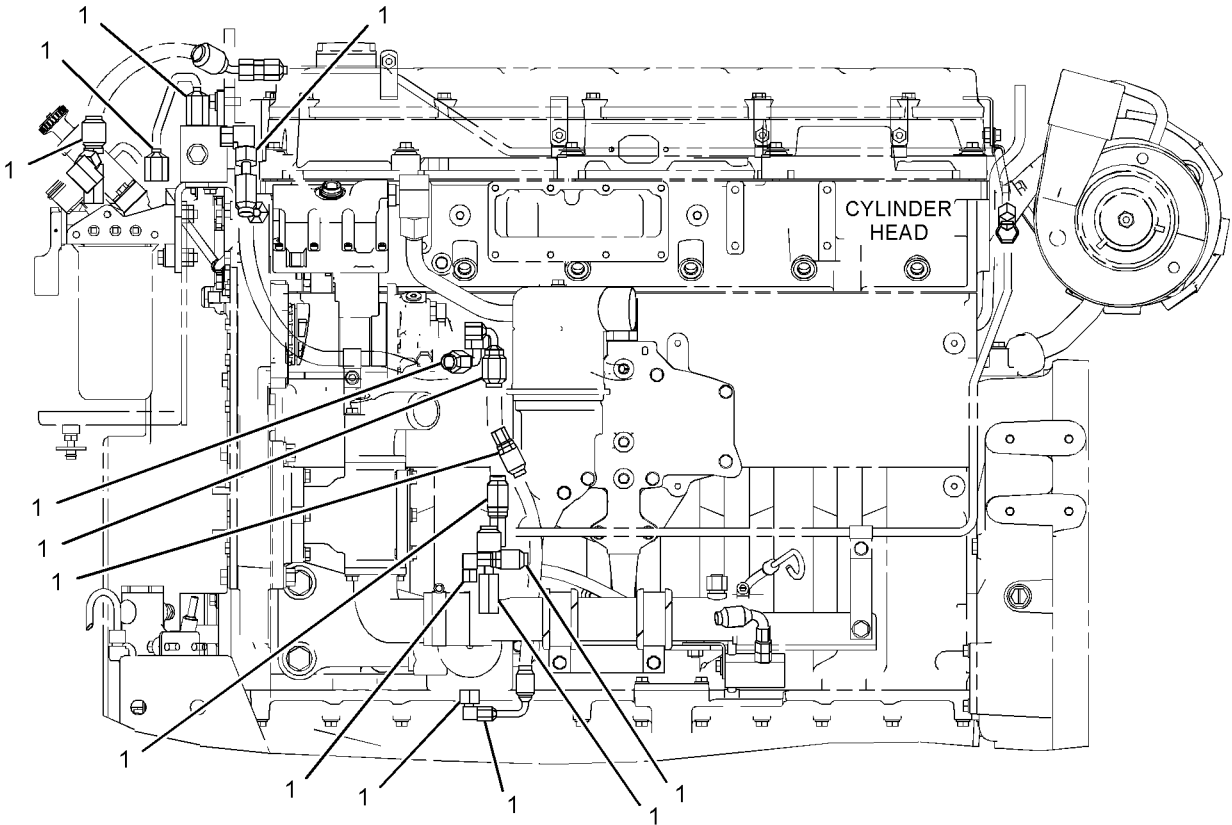
i02712068

NOTE	REF NO	GRAPHIC REF	PART NUMBER	QTY	PART NAME						SEE PAGE
					1	2	3	4	5	6 (PRODUCT LEVEL)	
B	1	1	237-3860		TAPE (ANTI-SPLASH, 50-MM WIDE)						
B-USE AS REQUIRED											

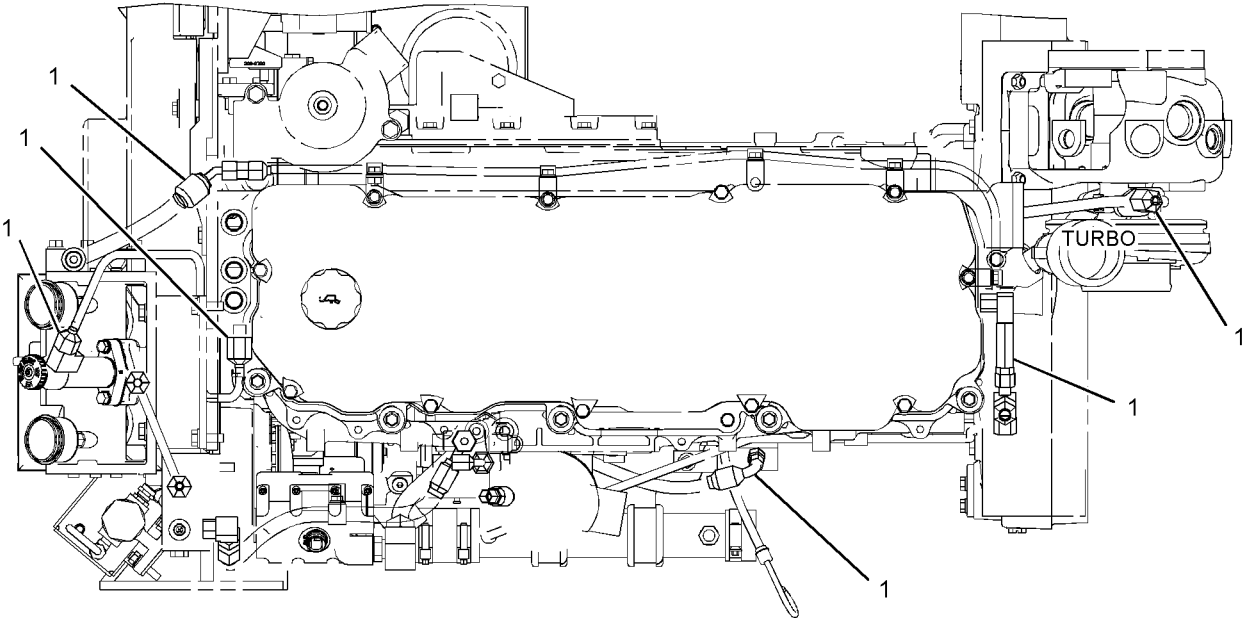
FUEL SYSTEM

268-3479 SHIELD GP-FUEL LINES (contd.)

i02712068



LEFT SIDE VIEW



TOP VIEW

GRAPHIC #1

<END>

g01381513

FUEL SYSTEM

272-0218 SHIELD GP-FUEL LINES

FOR USE WITH 245-4781-PAGE 184, 242-1761-PAGE 35, 242-7032-PAGE 92. CANNOT
BE USED WITH 242-7031-PAGE 91, 197-6006-PAGE 163
AN ATTACHMENT

SMCS-1067, 1252

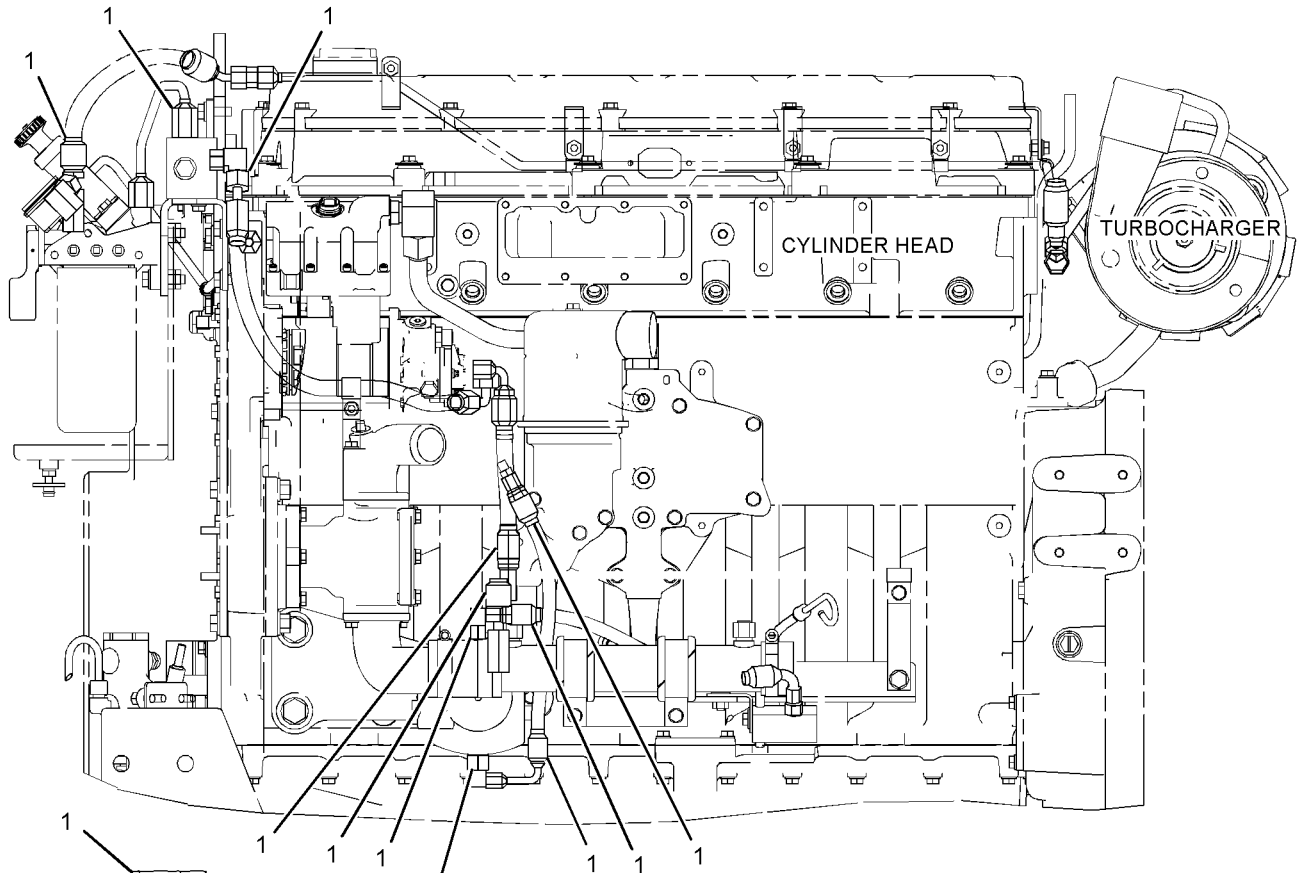
i02626063

NOTE	REF NO	GRAPHIC REF	PART NUMBER	QTY	PART NAME						SEE PAGE
					1	2	3	4	5	6 (PRODUCT LEVEL)	
B	1	1	237-3860		TAPE (ANTI-SPLASH, 50-MM WIDE)						
B-USE AS REQUIRED											

FUEL SYSTEM

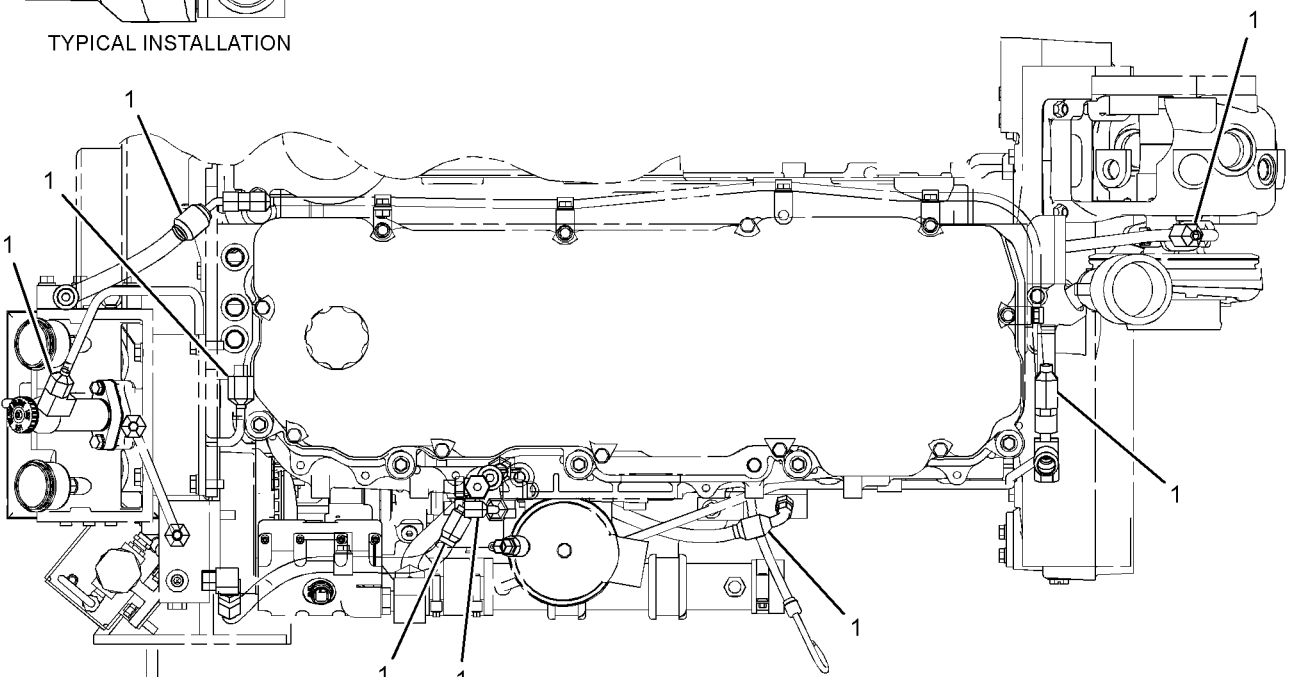
272-0218 SHIELD GP-FUEL LINES (contd.)

i02626063



TYPICAL INSTALLATION

LEFT SIDE VIEW OF ENGINE



TOP VIEW OF ENGINE

GRAPHIC #1

<END>

g01321161

ELECTRICAL AND STARTING SYSTEM

197-6014 ALTERNATOR GP-CHARGING

12-VOLT, 110-AMPERE

CANNOT BE USED WITH 206-2650-PAGE 212, 245-4596-PAGE 8, 249-7167-PAGE 7
AN ATTACHMENT

SMCS-1405

i02897166

NOTE	REF NO	GRAPHIC REF	PART NUMBER	QTY	PART NAME						SEE PAGE
					1	2	3	4	5	6 (PRODUCT LEVEL)	
	1	1	9S-1240	1	BRACKET AS						
		1	1F-0748	1	NUT-WELD (1/2-13-THD)						
	2	1	238-0364	1	PULLEY-ALTERNATOR (8-GROOVE)						
	3	1	173-1498	1	PULLEY AS-IDLER (8-GROOVE)						
M	3A	1	151-2900	1	BOLT (M10X1.5X54.25-MM)						
	3B	1	166-6358	1	COVER-DUST						
	4	1	192-2169	1	BELT-SERPENTINE						
	5	1	194-4827	1	BRACKET AS-ALTERNATOR						
	6	1	206-9790	1	BRACKET						
	7	1	206-9791	1	BRACKET-MOUNTING						
	8	1	211-2101	2	SLEEVE						
	9	1	8T-8917	1	BOLT (1/2-13X1.25-IN)						
YR	10	1	266-7224	1	ALTERNATOR GP-CHARGING						214
	11	1	7X-0338	1	BOLT (1/2-13X6-IN)						
	12	1	201-6699	1	BELT TENSIONER (ALTERNATOR)						
	13	1	3E-4353	2	WASHER-HARD (11X25X3-MM THK)						
	14	1	8T-4223	2	WASHER-HARD (13.5X25.5X3-MM THK)						
M	15	1	6V-1820	2	BOLT (M10X1.5X30-MM)						
M	16	1	6V-4248	1	BOLT (M10X1.5X25-MM)						
	17	1	6V-5839	3	WASHER (11X21X2.5-MM THK)						
M	18	1	6V-5843	1	BOLT (M10X1.5X45-MM)						
M	19	1	8T-0643	1	BOLT (M10X1.5X80-MM)						
M	20	1	8T-4137	1	BOLT (M10X1.5X20-MM)						
M	21	1	8T-4195	2	BOLT (M10X1.5X30-MM)						

M-METRIC PART

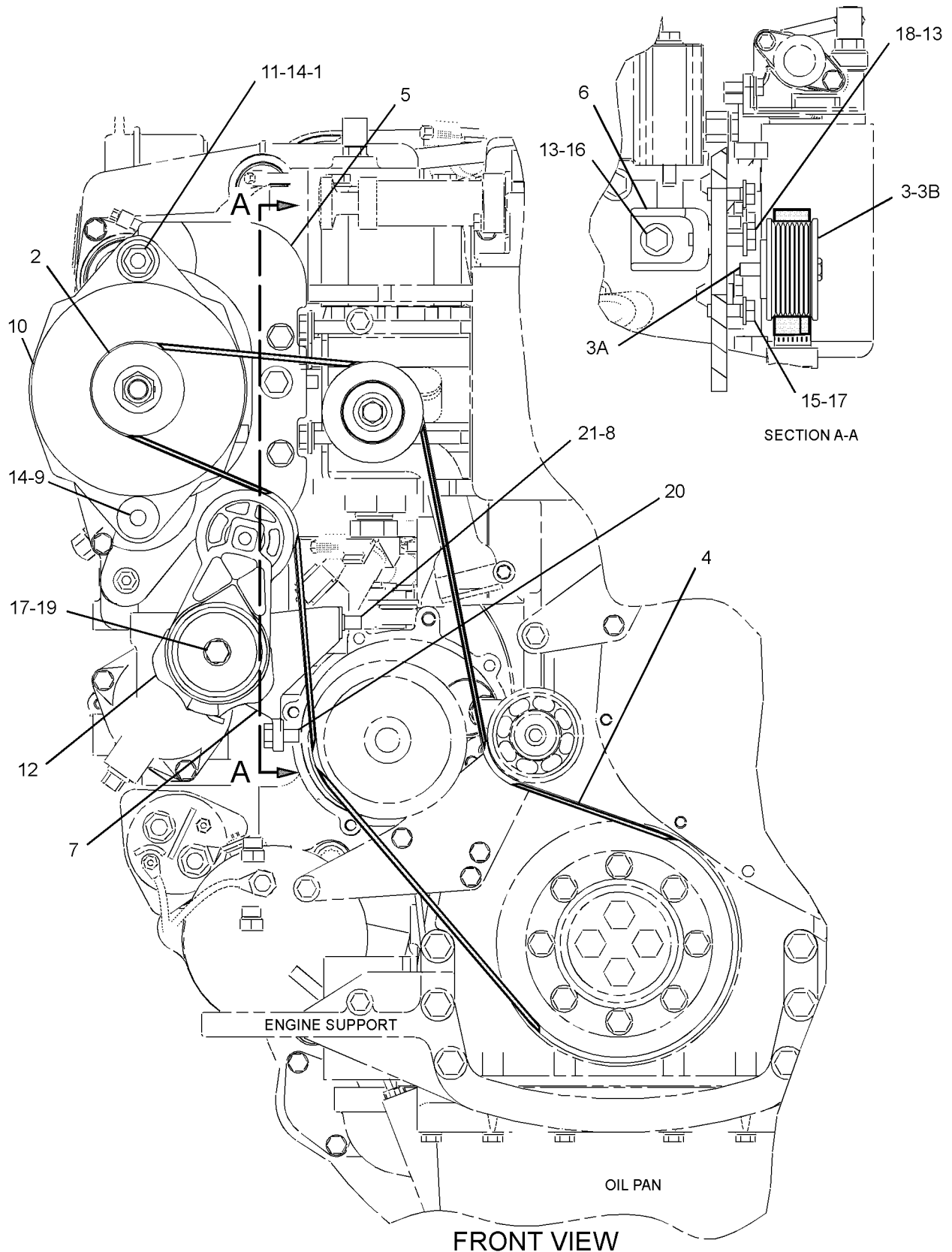
R-REMG PART MAY BE AVAILABLE

Y-SEPARATE ILLUSTRATION

ELECTRICAL AND STARTING SYSTEM

197-6014 ALTERNATOR GP-CHARGING (contd.)

i02897166



GRAPHIC #1

<END>

g01384561

ELECTRICAL AND STARTING SYSTEM

206-2650 ALTERNATOR GP-CHARGING

24-VOLT, 75-AMPERE

CANNOT BE USED WITH 197-6014-PAGE 210, 245-4596-PAGE 8, 249-7167-PAGE 7
AN ATTACHMENT

SMCS-1405

i02897164

NOTE	REF NO	GRAPHIC REF	PART NUMBER	QTY	PART NAME						SEE PAGE
					1	2	3	4	5	6 (PRODUCT LEVEL)	
	1	1	9S-1240	1	BRACKET AS						
	2	1	238-0364	1	PULLEY-ALTERNATOR (8-GROOVE)						
Y	3	1	266-7226	1	ALTERNATOR GP-CHARGING (24-VOLT, 75-AMPERE)						216
	4	1	173-1498	1	PULLEY AS-IDLER (8-GROOVE)						
M		1	151-2900	1	BOLT (M10X1.5X54.25-MM)						
		1	166-6358	1	COVER-DUST						
		1	173-1500	1	SPACER (10.4X45.1X1.8-MM THK)						
	5	1	192-2169	1	BELT-SERPENTINE						
	6	1	194-4827	1	BRACKET AS-ALTERNATOR						
	7	1	206-9790	1	BRACKET						
	8	1	206-9791	1	BRACKET-MOUNTING						
	9	1	211-2101	2	SLEEVE						
	10	1	8T-8917	1	BOLT (1/2-13X1.25-IN)						
	11	1	7X-0338	1	BOLT (1/2-13X6-IN)						
	12	1	201-6699	1	BELT TENSIONER (ALTERNATOR)						
	13	1	3E-4353	2	WASHER-HARD (11X25X3-MM THK)						
	14	1	8T-4223	2	WASHER-HARD (13.5X25.5X3-MM THK)						
M	15	1	6V-1820	2	BOLT (M10X1.5X30-MM)						
M	16	1	6V-4248	1	BOLT (M10X1.5X25-MM)						
	17	1	6V-5839	3	WASHER (11X21X2.5-MM THK)						
M	18	1	6V-5843	1	BOLT (M10X1.5X45-MM)						
M	19	1	8T-0643	1	BOLT (M10X1.5X80-MM)						
M	20	1	8T-4137	1	BOLT (M10X1.5X20-MM)						
M	21	1	8T-4195	2	BOLT (M10X1.5X30-MM)						

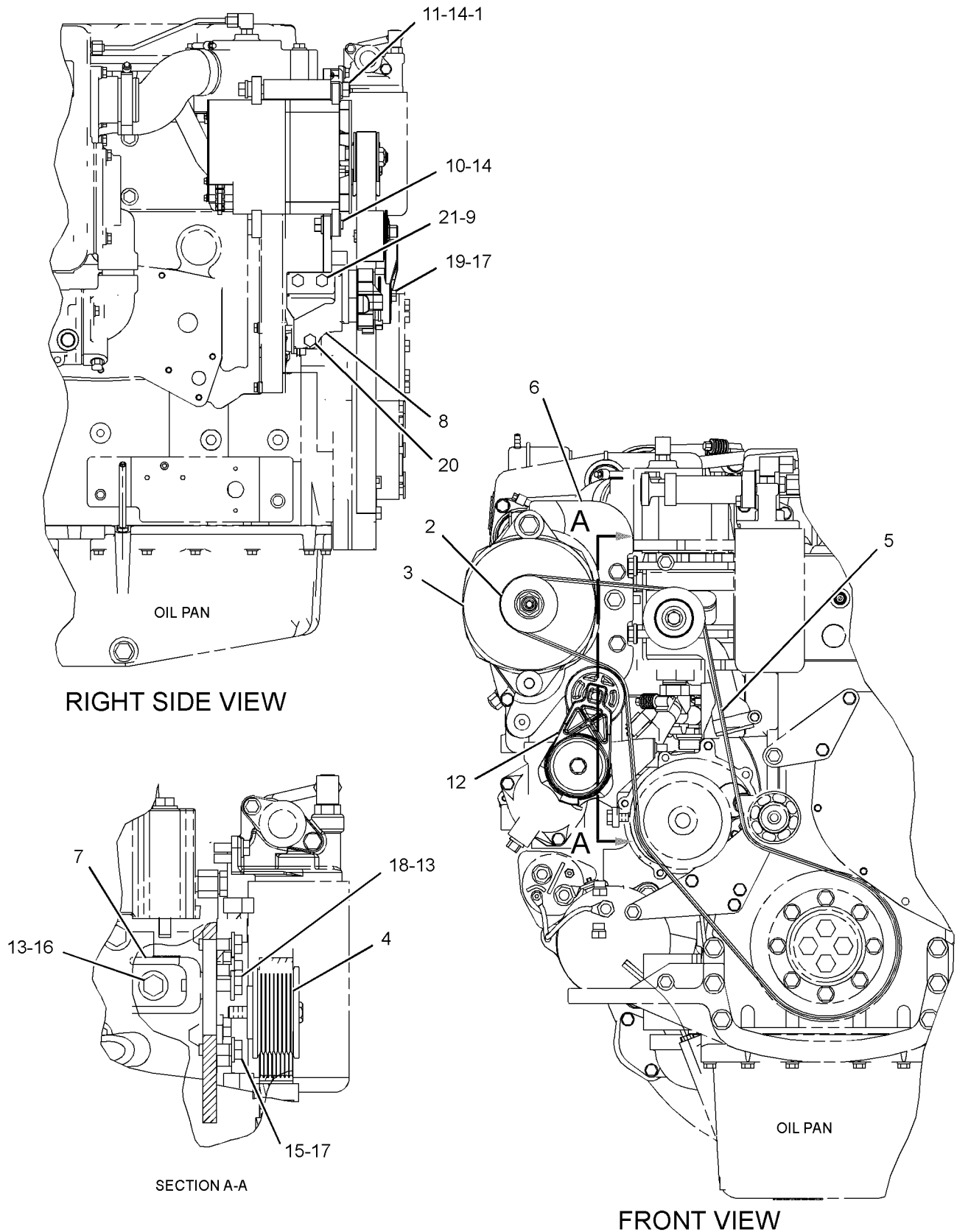
M-METRIC PART

Y-SEPARATE ILLUSTRATION

ELECTRICAL AND STARTING SYSTEM

206-2650 ALTERNATOR GP-CHARGING (contd.)

i02897164



GRAPHIC #1

<END>

g01346398

ELECTRICAL AND STARTING SYSTEM

266-7224 ALTERNATOR GP-CHARGING*R

12-VOLT, 110-AMPERE

PART OF 197-6014 ALTERNATOR GP-CHARGING

FIELD REPLACEMENT FOR 167-7816 ALTERNATOR GP-CHARGING

AN ATTACHMENT

SMCS-1405

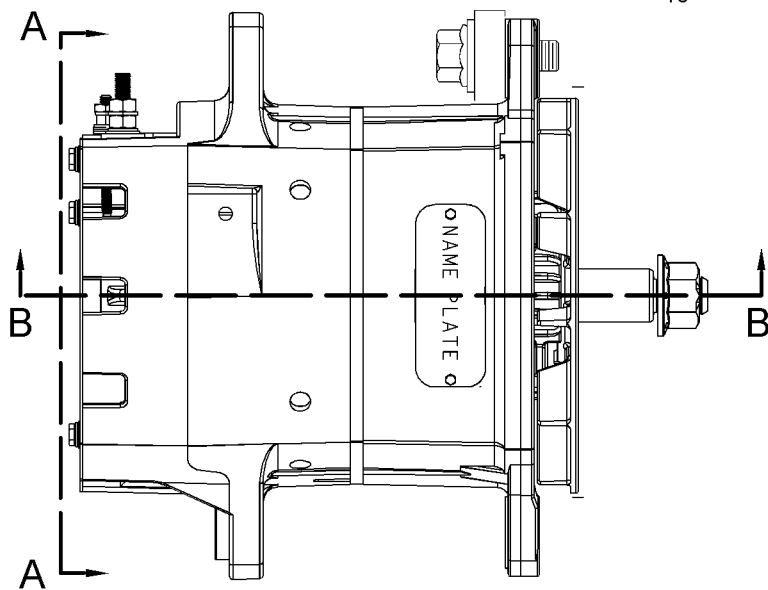
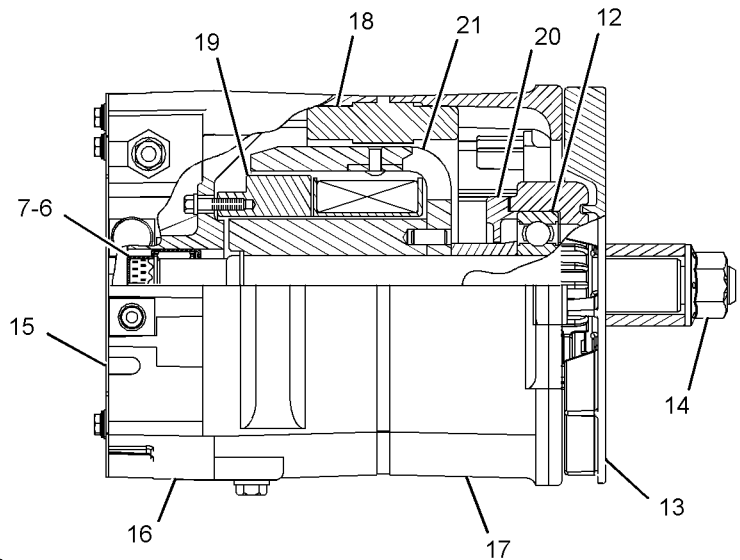
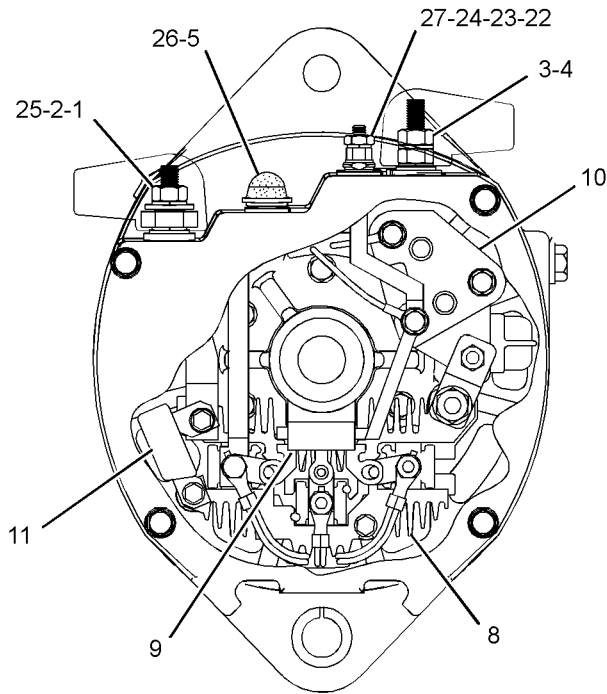
i02748827

NOTE	REF NO	GRAPHIC REF	PART NUMBER	QTY	PART NAME						SEE PAGE
					1	2	3	4	5	6 (PRODUCT LEVEL)	
	1	1	8T-4205	1	WASHER-HARD (7.2X14.5X2-MM THK)						
	2	1	1H-3244	1	LOCKWASHER						
	3	1	6V-8187	1	NUT (1/4-28-THD)						
	4	1	292-3815	2	KIT-TERMINAL						
	5	1	9L-6770	1	CAP-DUST						
	6	1	5P-3418	1	BEARING-ROLLER						
	7	1	5P-3419	1	RACE-BEARING INNER						
	8	1	231-6130	1	RECTIFIER AS						
	9	1	202-2708	1	DIODE AS						
	10	1	3E-5451	1	REGULATOR AS-VOLTAGE (12-VOLT)						
	11	1	291-8253	1	CAPACITOR AS						
	12	1	202-9897	1	BEARING-SPECIAL BALL						
	13	1	100-6531	1	FAN-ALTERNATOR (11-BLADE)						
	14	1	187-2034	1	NUT-FLANGE (5/8-18-THD)						
	15	1	291-8274	1	PLATE						
	16	1	291-8271	1	HOUSING AS						
	17	1	202-2700	1	FRAME						
	18	1	291-8254	1	STATOR AS						
	19	1	291-8273	1	COIL AS						
	20	1	9S-2390	1	RETAINER						
	21	1	9S-2302	1	ROTOR AS						
	22	1	4B-2047	1	NUT (10-24-THD)						
	23	1	8T-0328	1	WASHER-HARD (5.5X10X1-MM THK)						
	24	1	8F-1434	1	LOCKWASHER						
	25	1	202-2784	1	KIT-ALTERNATOR TERMINAL						
					(INCLUDES NUT, LOCKWASHERS, WASHERS, INSULATORS, SCREW, CONNECTOR, ADAPTER)						
	26	1	202-2785	1	KIT-ALTERNATOR TERMINAL						
					(INCLUDES STUD, BUSHINGS, WASHERS, CONNECTOR, NUT)						
	27	1	202-2786	1	KIT-ALTERNATOR TERMINAL						
					(INCLUDES NUTS, LOCKWASHER, BUSHINGS, WASHERS, CONNECTOR, STUD)						
					AVAILABLE REPAIR KIT(S):						
			202-2787		KIT-HARDWARE (ALTERNATOR)						
					(INCLUDES NUTS, PLUG, SCREWS, LOCKWASHER, CONNECTOR, BOLTS, COLLAR, BOOT)						

ELECTRICAL AND STARTING SYSTEM

266-7224 ALTERNATOR GP-CHARGING (contd.)

i02748827



GRAPHIC #1

<END>

g01352778

ELECTRICAL AND STARTING SYSTEM

266-7226 ALTERNATOR GP-CHARGING

24-VOLT, 75-AMPERE

PART OF 206-2650 ALTERNATOR GP-CHARGING

FIELD REPLACEMENT FOR 167-7812 ALTERNATOR GP-CHARGING

AN ATTACHMENT

SMCS-1405

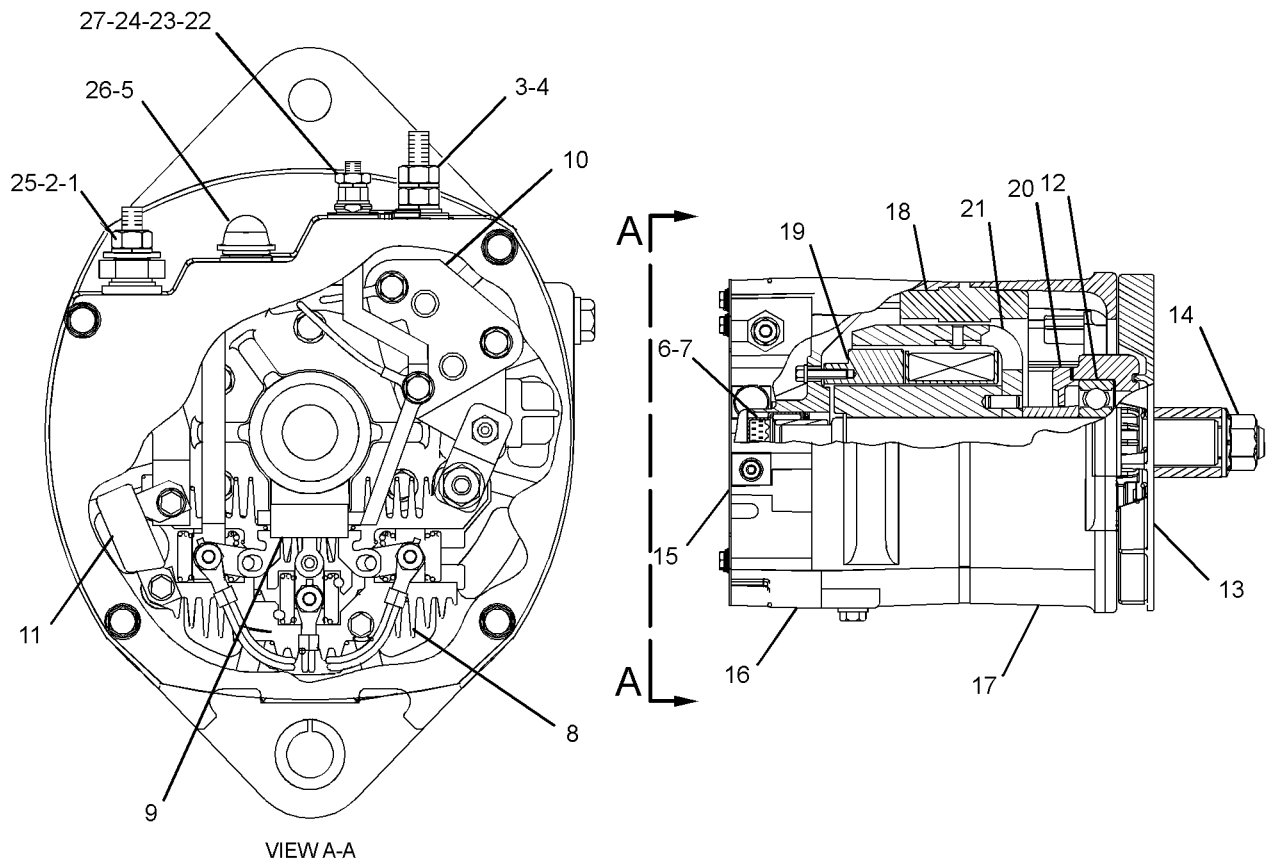
i02675343

NOTE	REF NO	GRAPHIC REF	PART NUMBER	QTY	PART NAME						SEE PAGE
					1	2	3	4	5	6 (PRODUCT LEVEL)	
	1	1	8T-4205	1	WASHER-HARD (7.2X14.5X2-MM THK)						
	2	1	1H-3244	1	LOCKWASHER						
	3	1	6V-8187	1	NUT (1/4-28-THD)						
	4	1	292-3815	2	KIT-TERMINAL						
	5	1	9L-6770	1	CAP-DUST						
	6	1	5P-3418	1	BEARING-ROLLER						
	7	1	5P-3419	1	RACE-BEARING INNER						
	8	1	231-6131	1	RECTIFIER AS-ALTERNATOR						
	9	1	202-2708	1	DIODE AS						
	10	1	3T-6354	1	REGULATOR AS-VOLTAGE (24-VOLT)						
	11	1	291-8253	1	CAPACITOR AS						
	12	1	202-9897	1	BEARING-SPECIAL BALL						
	13	1	100-6531	1	FAN-ALTERNATOR (11-BLADE)						
	14	1	187-2034	1	NUT-FLANGE (5/8-18-THD)						
	15	1	291-8274	1	PLATE						
	16	1	291-8271	1	HOUSING AS						
	17	1	202-2700	1	FRAME						
	18	1	202-8647	1	STATOR AS						
	19	1	202-2703	1	COIL AS						
	20	1	9S-2390	1	RETAINER						
	21	1	9S-2302	1	ROTOR AS						
	22	1	4B-2047	1	NUT (10-24-THD)						
	23	1	8T-0328	1	WASHER-HARD (5.5X10X1-MM THK)						
	24	1	8F-1434	1	LOCKWASHER						
	25	1	202-2784	1	KIT-ALTERNATOR TERMINAL (INCLUDES NUT, LOCKWASHERS, WASHERS, INSULATORS, SCREW, CONNECTOR, ADAPTER)						
	26	1	202-2785	1	KIT-ALTERNATOR TERMINAL (INCLUDES STUD, BUSHINGS, WASHERS, CONNECTOR, NUT)						
	27	1	202-2786	1	KIT-ALTERNATOR TERMINAL (INCLUDES NUTS, LOCKWASHER, BUSHINGS, WASHERS, CONNECTOR, STUD)						
			202-2787		AVAILABLE REPAIR KIT(S): KIT-HARDWARE (ALTERNATOR) (INCLUDES NUTS, PLUG, SCREWS, LOCKWASHER, CONNECTOR, BOLTS, COLLAR, BOOT)						

ELECTRICAL AND STARTING SYSTEM

266-7226 ALTERNATOR GP-CHARGING (contd.)

i02675343



GRAPHIC #1

<END>

g01350463

ELECTRICAL AND STARTING SYSTEM

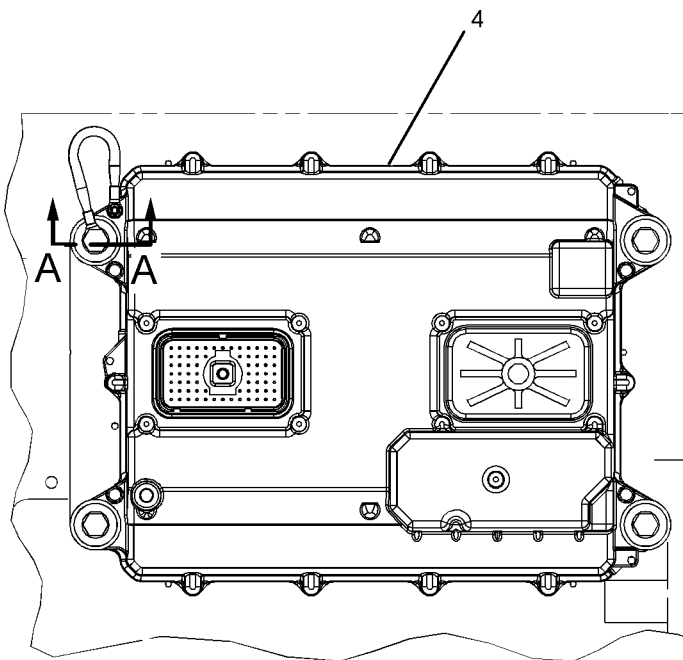
246-8661 CONTROL & MTG GP-ENGINE ELEK ELECTRONIC

SMCS-1900, 1901

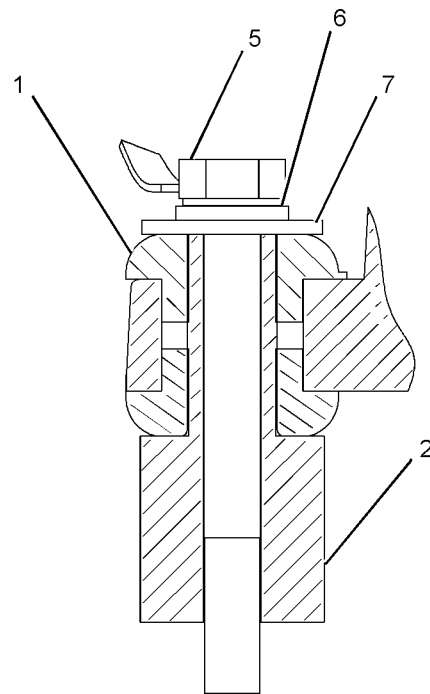
i02857509

NOTE	REF NO	GRAPHIC REF	PART NUMBER	QTY	PART NAME						SEE PAGE
					1	2	3	4	5	6 (PRODUCT LEVEL)	
	1	1	8T-9655	8	MOUNT-ISOLATION						
	2	1	101-3128	4	SPACER-SPECIAL						
Y	4	1	245-4650	1	CONTROL GP-ENGINE ELECTRONIC						220
M	5	1	5P-8347	4	BOLT (M8X1.25X70-MM)						
	6	1	9M-1974	4	WASHER-HARD (8.8X16X2-MM THK)						
	7	1	9N-0869	4	WASHER-HARD (8.8X25.5X2-MM THK)						

M-METRIC PART
Y-SEPARATE ILLUSTRATION



LEFT SIDE VIEW



SECTION A-A

GRAPHIC #1

<END>

g01423630

ELECTRICAL AND STARTING SYSTEM

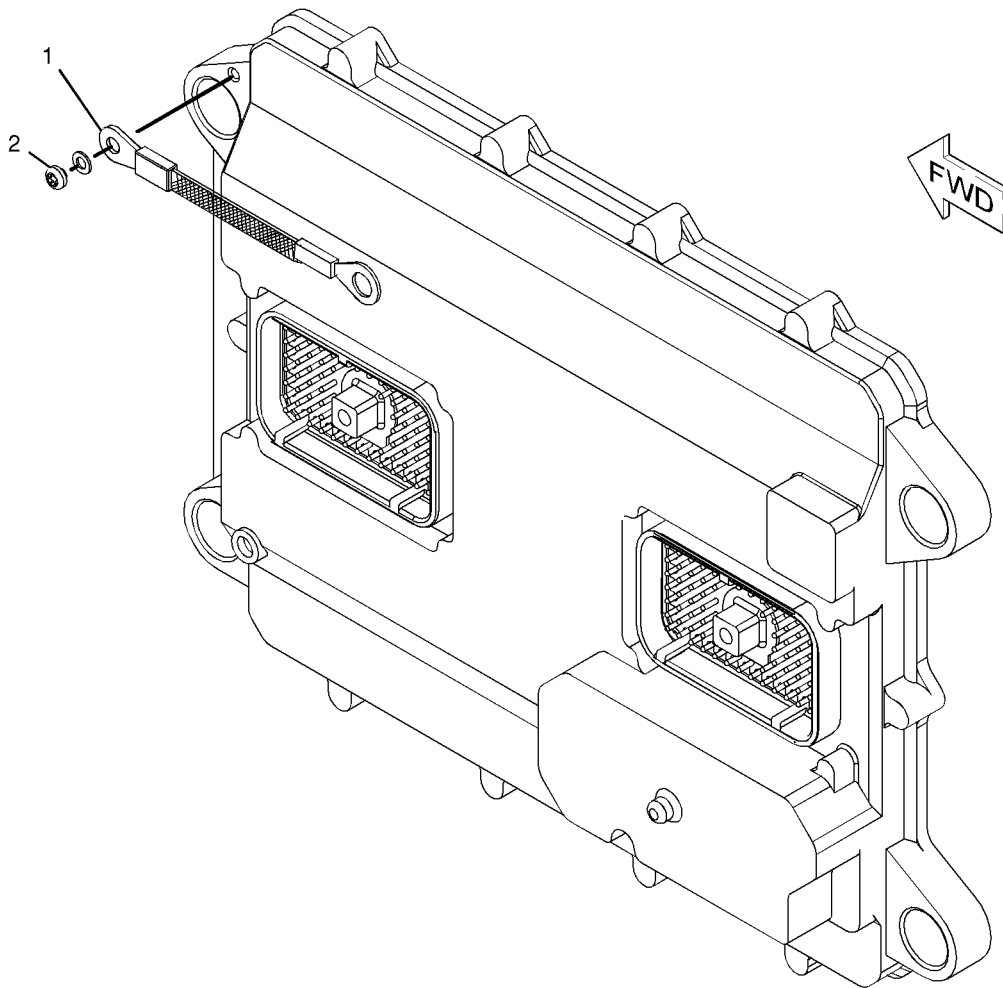
240-5302 CONTROL GP-ENGINE ELECTRONIC

PART OF 245-4650 CONTROL GP-ENGINE ELECTRONIC

SMCS-1901

i01988152

NOTE	REF NO	GRAPHIC REF	PART NUMBER	QTY	PART NAME						SEE PAGE
					1	2	3	4	5	6 (PRODUCT LEVEL)	
	1	1	7X-6315	1	STRAP AS-GROUND						
	2	1	184-2472	1	SCREW-PAN HEAD (NO 8-32X9.52-MM)						



GRAPHIC #1

<END>

g01027711

ELECTRICAL AND STARTING SYSTEM

245-4650 CONTROL GP-ENGINE ELECTRONIC

PART OF 246-8661 CONTROL & MTG GP-ENGINE ELEK

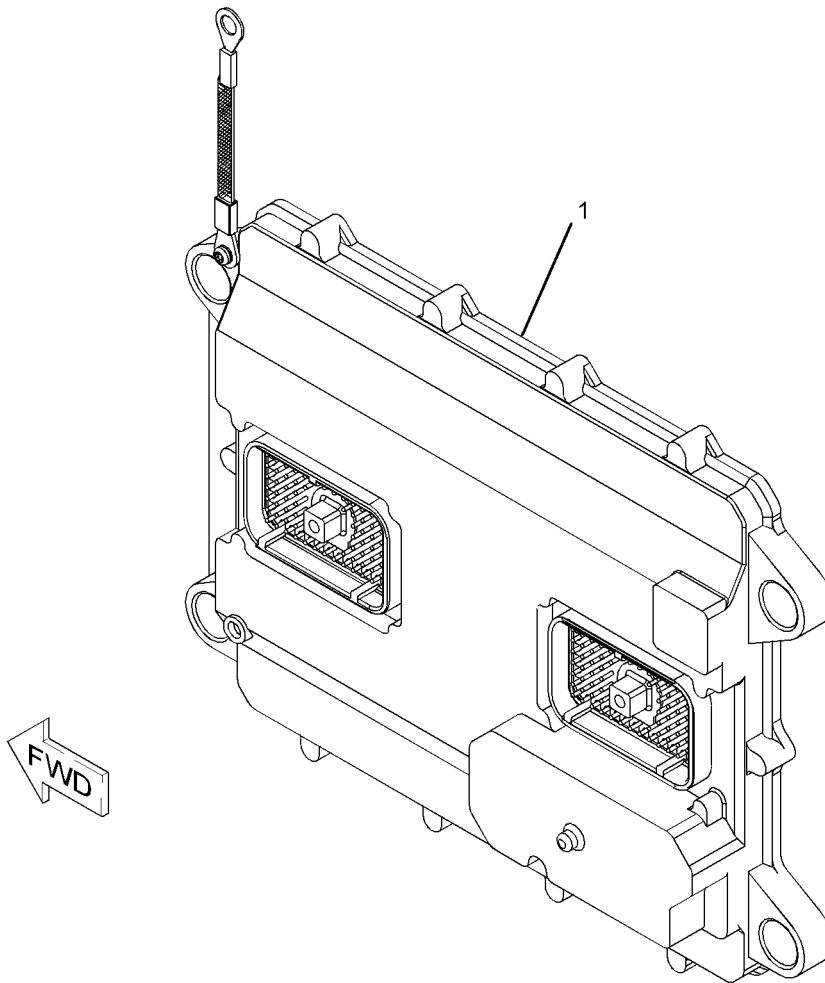
TYPE 1

SMCS-1901

i02198130

NOTE	REF NO	GRAPHIC REF	PART NUMBER	QTY	PART NAME						SEE PAGE
					1	2	3	4	5	6 (PRODUCT LEVEL)	
Y	1	1	240-5302	1	CONTROL GP-ENGINE ELECTRONIC						219

Y-SEPARATE ILLUSTRATION



GRAPHIC #1

<END>

g01110709

ELECTRICAL AND STARTING SYSTEM

245-4650 CONTROL GP-ENGINE ELECTRONIC

PART OF 246-8661 CONTROL & MTG GP-ENGINE ELEK

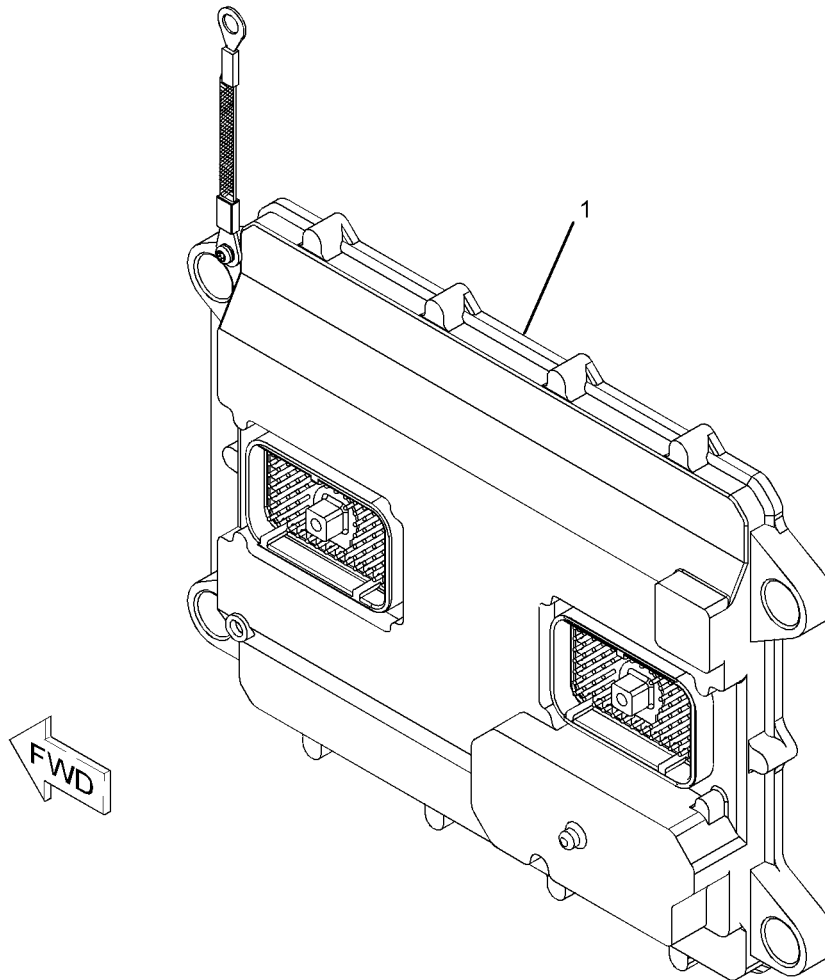
TYPE 2

SMCS-1901

i03542633

NOTE	REF NO	GRAPHIC REF	PART NUMBER	QTY	PART NAME						SEE PAGE
					1	2	3	4	5	6 (PRODUCT LEVEL)	
CY	1	1	322-3601	1	CONTROL GP-ENGINE ELECTRONIC						222

C-CHANGE FROM PREVIOUS TYPE
Y-SEPARATE ILLUSTRATION



GRAPHIC #1

<END>

g01110709

ELECTRICAL AND STARTING SYSTEM

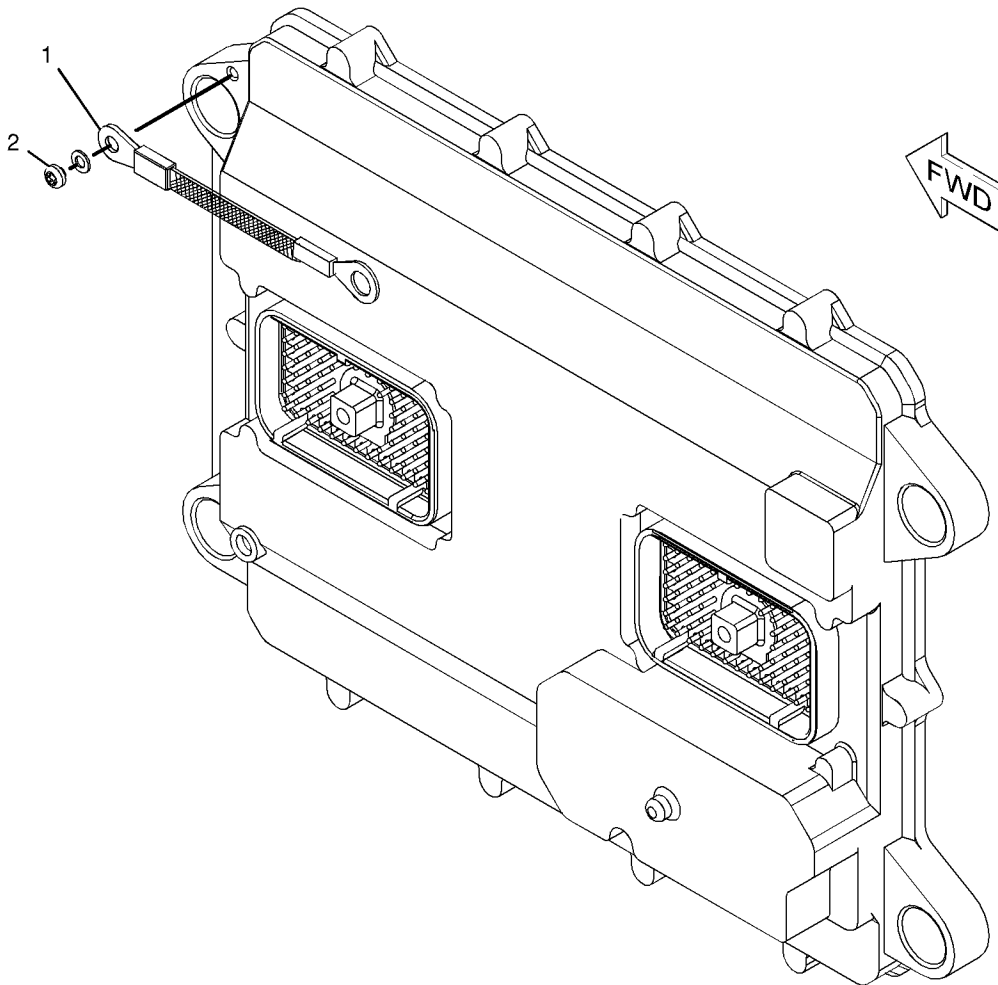
322-3601 CONTROL GP-ENGINE ELECTRONIC

PART OF 245-4650 CONTROL GP-ENGINE ELECTRONIC

SMCS-1901

i03542791

NOTE	REF NO	GRAPHIC REF	PART NUMBER	QTY	PART NAME						SEE PAGE
					1	2	3	4	5	6 (PRODUCT LEVEL)	
	1	1	7X-6315	1	STRAP AS-GROUND						
		1	2L-8078	1	TERMINAL (16-GA TO 14-GA)						
	2	1	184-2472	1	SCREW-PAN HEAD (NO 8-32X9.52-MM)						



GRAPHIC #1

<END>

g01027711

ELECTRICAL AND STARTING SYSTEM

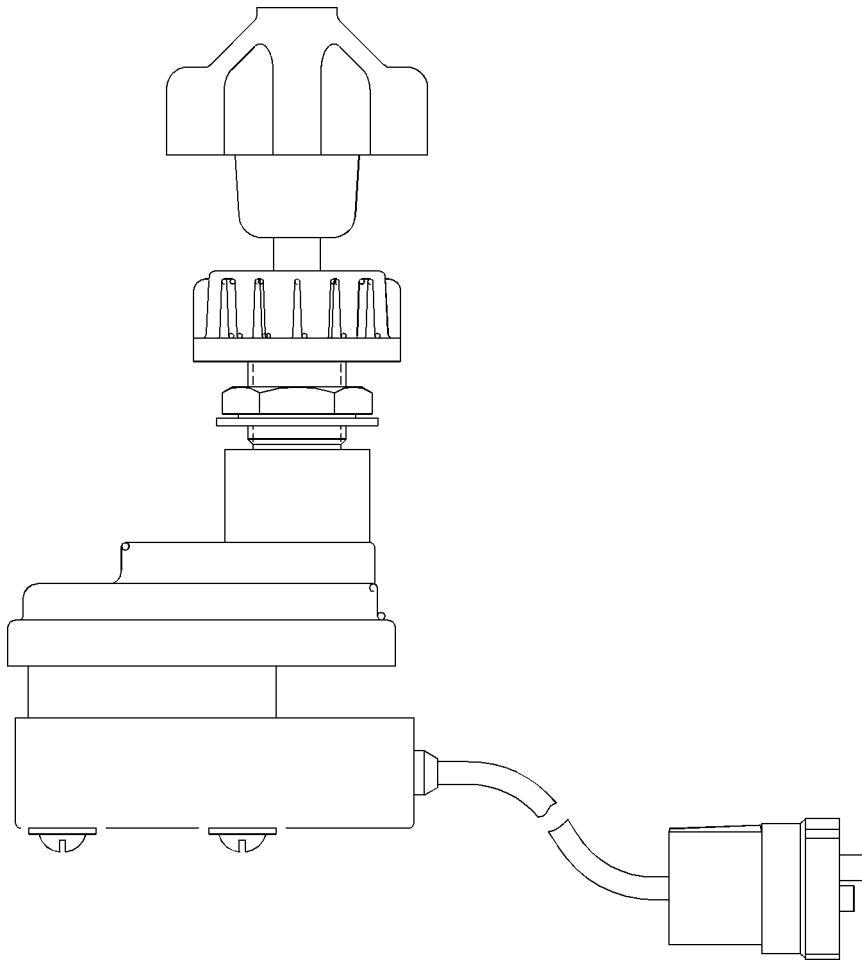
134-0670 CONTROL GP-ENGINE SPEED

KNOB OPERATED
FOR USE WITH ELECTRONIC ENGINES
AN ATTACHMENT

SMCS-1901

i02000199

NOTE	REF NO	GRAPHIC REF	PART NUMBER	QTY	PART NAME						SEE PAGE
					1	2	3	4	5	6 (PRODUCT LEVEL)	
(NO SERVICED PARTS)											



GRAPHIC #1

<END>

g01036033

ELECTRICAL AND STARTING SYSTEM

197-5998 GUARD GP-ALTERNATOR

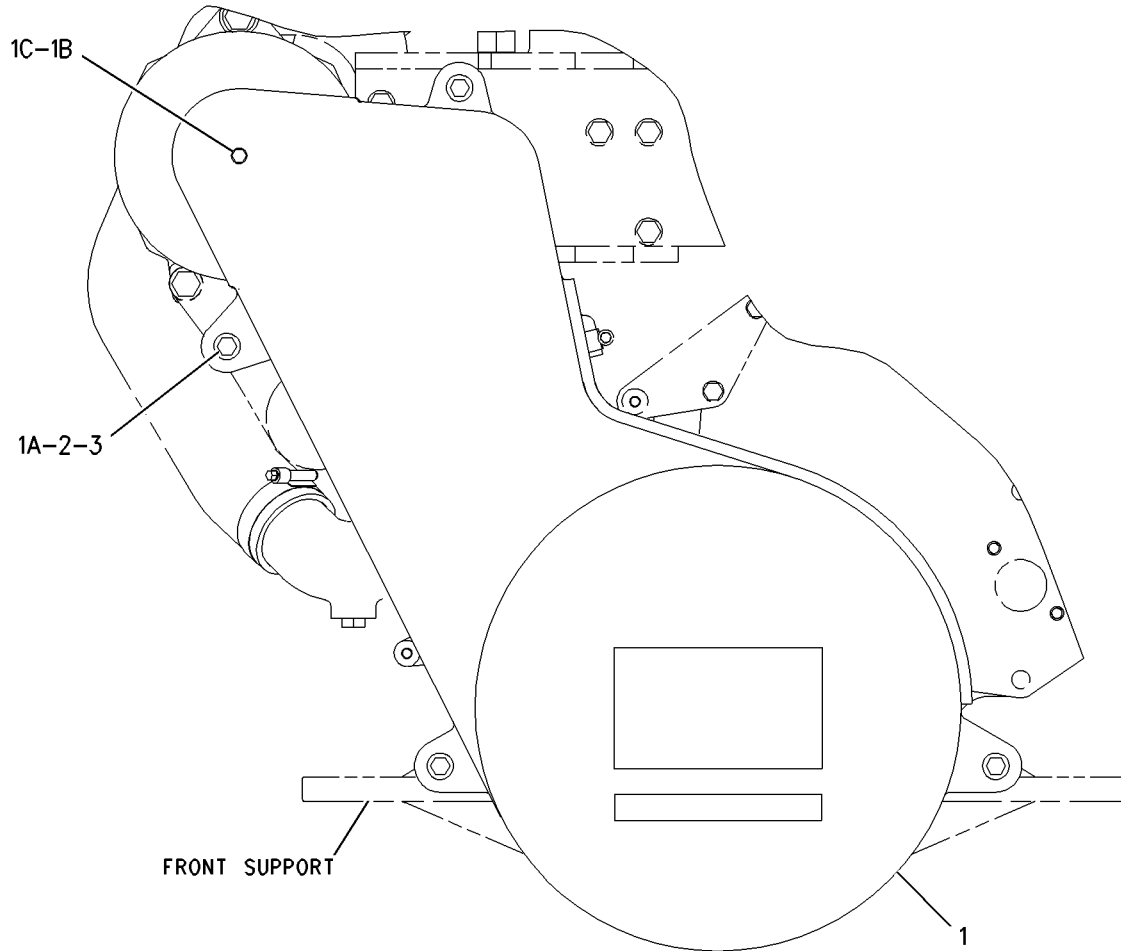
CANNOT BE USED WITH 199-6912-PAGE 225, 245-4464-PAGE 59
AN ATTACHMENT

SMCS-7168

i03537229

NOTE	REF NO	GRAPHIC REF	PART NUMBER	QTY	PART NAME						SEE PAGE
					1	2	3	4	5	6 (PRODUCT LEVEL)	
	1	1	344-2918	1	GUARD AS-ALTERNATOR						
	1A	1	8R-8088	4	SPACER (11.66X15.88X18-MM THK)						
M	1B	1	5C-9553	1	BOLT (M6X1X16-MM)						
	1C	1	9X-8256	1	WASHER (6.6X12X2-MM THK)						
	2	1	5P-4116	4	WASHER-HARD (8.8X20.5X2-MM THK)						
M	3	1	7X-2537	4	BOLT (M8X1.25X35-MM)						

M-METRIC PART



FRONT VIEW

<END>

GRAPHIC #1

g00946521

ELECTRICAL AND STARTING SYSTEM

199-6912 GUARD GP-ALTERNATOR

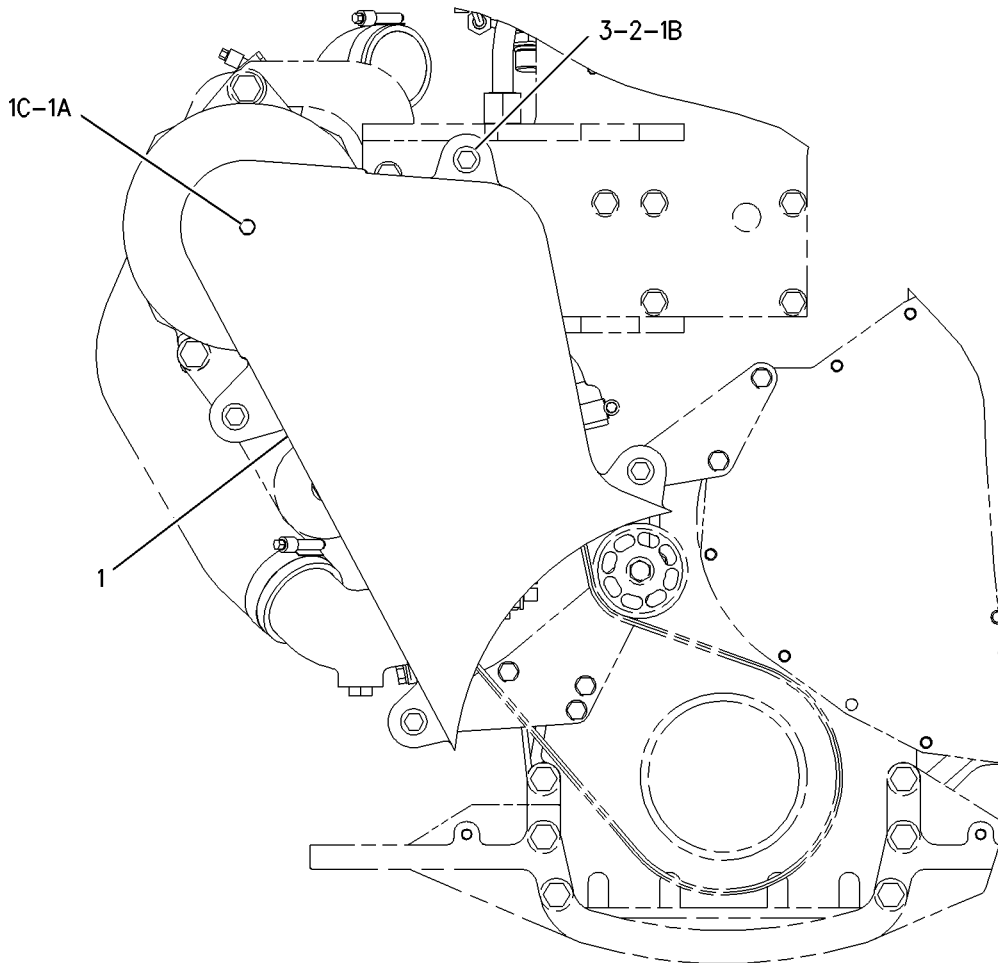
CANNOT BE USED WITH 197-5998—PAGE 224
AN ATTACHMENT

SMCS-7168

i01987224

NOTE	REF NO	GRAPHIC REF	PART NUMBER	QTY	PART NAME						SEE PAGE
					1	2	3	4	5	6 (PRODUCT LEVEL)	
	1	1	206-4578	1	GUARD AS-ALTERNATOR						
M	1A	1	5C-9553	1	BOLT (M6X1X16MM)						
	1B	1	8R-8088	4	SPACER						
	1C	1	9X-8256	1	WASHER (6.6X12X2MM THK)						
	2	1	5P-4116	4	WASHER-HARD (8.8X20.5X2MM THK)						
M	3	1	7X-2537	4	BOLT (M8X1.25X35MM)						

M-METRIC PART



FRONT VIEW

GRAPHIC #1

<END>

g00946522

ELECTRICAL AND STARTING SYSTEM

323-5180 HARNESS AS-PANEL

AN ATTACHMENT

SMCS-1408, 7451

i03598525

NOTE	PART NUMBER	QTY	PART NAME						SEE PAGE
			1	2	3	4	5	6 (PRODUCT LEVEL)	
(NO SERVICED PARTS)									
<END>									

ELECTRICAL AND STARTING SYSTEM

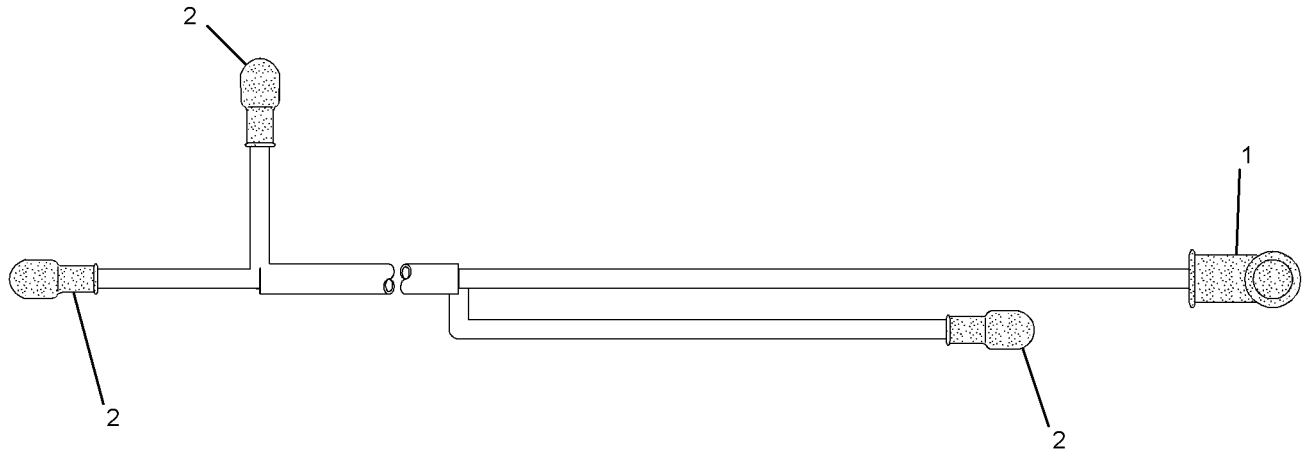
279-5306 HARNESS AS-WIRING

ALTERNATOR, STARTING MOTOR
AN ATTACHMENT

SMCS-1408

i03598779

NOTE	REF NO	GRAPHIC REF	PART NUMBER	QTY	PART NAME						SEE PAGE
					1	2	3	4	5	6 (PRODUCT LEVEL)	
	1	1	2L-0273	1	FITTING (RUBBER)						
	2	1	003-9835	3	PROTECTOR						



GRAPHIC #1

<END>

g01881715

ELECTRICAL AND STARTING SYSTEM

121-9810 SENSOR GP-COOLANT LEVEL

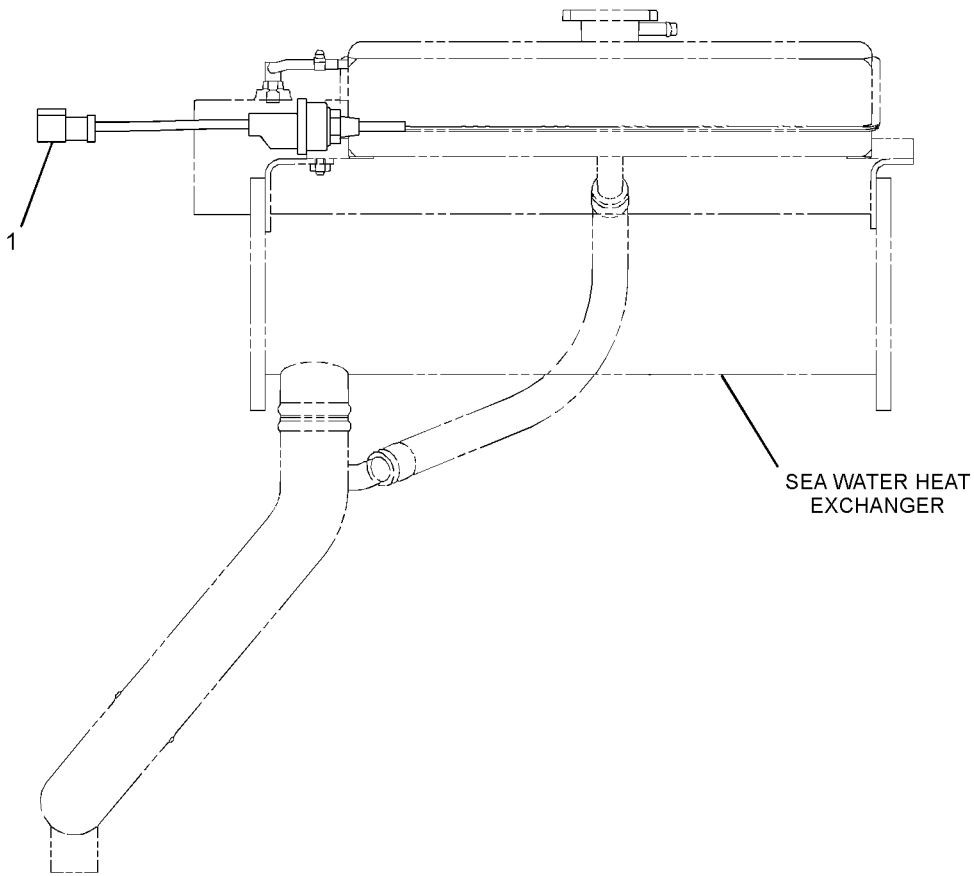
12 AND 24 VOLT

CANNOT BE USED WITH 121-4327-PAGE 122
AN ATTACHMENT

SMCS-7422

i03601449

NOTE	REF NO	GRAPHIC REF	PART NUMBER	QTY	PART NAME						SEE PAGE
					1	2	3	4	5	6 (PRODUCT LEVEL)	
CY	1	1	239-9957	1	SENSOR GP-LIQUID LEVEL (COOLANT)						235
C-CHANGE FROM PREVIOUS TYPE											
Y-SEPARATE ILLUSTRATION											



FRONT VIEW OF ENGINE

GRAPHIC #1

<END>

g01359069

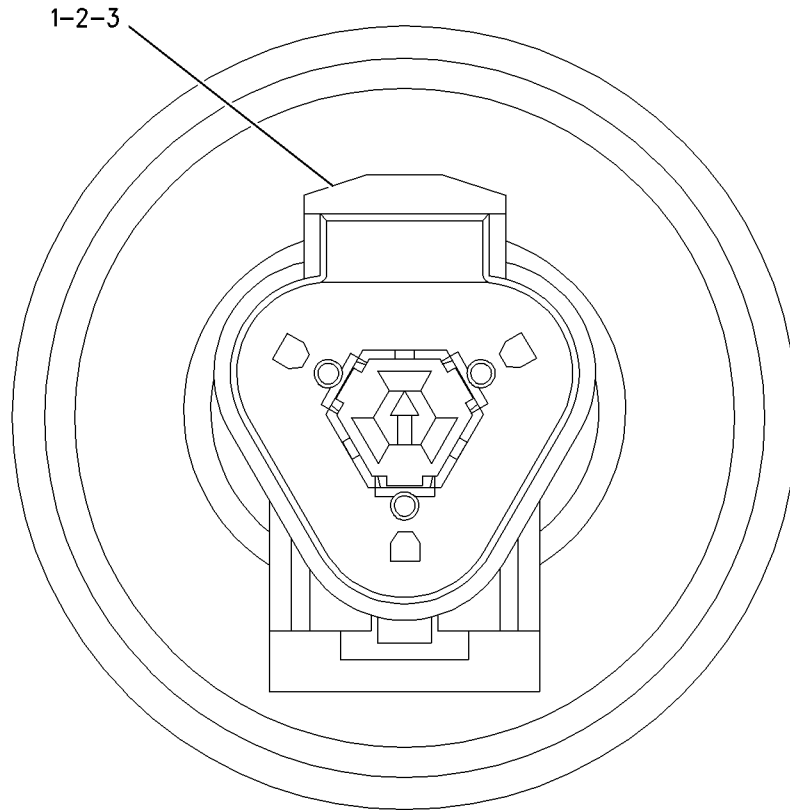
ELECTRICAL AND STARTING SYSTEM

165-6634 SENSOR GP-COOLANT LEVEL-WATER, COOLANT PART OF 174-7428 SENSOR GP-LIQUID LEVEL AN ATTACHMENT

SMCS-7422

i02586006

NOTE	REF NO	GRAPHIC REF	PART NUMBER	QTY	PART NAME						SEE PAGE
					1	2	3	4	5	6 (PRODUCT LEVEL)	
	1	1	102-8803	1	KIT-RECEPTACLE (3-PIN)						
					(INCLUDES RECEPTACLE AS AND WEDGE)						
	2	1	3E-3371	1	WEDGE-RECEPTACLE LOCK (3-PIN)						
	3	1	186-3735	1	PIN-CONNECTOR (16-GA TO 18-GA)						



FRONT VIEW

GRAPHIC #1

<END>

g00785373

ELECTRICAL AND STARTING SYSTEM

246-4414 SENSOR GP-ENGINE-ELECTRONIC CONTROL

SMCS-1000, 1050, 1718, 1906, 1907, 1912, 1917, 1923,
1924, 1925, 1928, 1929, 7400, 7422

i02839424

NOTE	REF NO	GRAPHIC REF	PART NUMBER	QTY	PART NAME	SEE PAGE
					1 2 3 4 5 6 (PRODUCT LEVEL)	
	1	1	9X-0262	1	ADAPTER	
Y	2	1	197-8391	1	SENSOR GP-TEMPERATURE (AIR INLET MANIFOLD)	242
Y	3	1	197-8392	1	SENSOR GP-TEMPERATURE (WATER, COOLANT)	244
Y	4	1	197-8393	1	SENSOR GP-PRESSURE (ATMOSPHERIC)	236
Y	5	1	197-8394	1	SENSOR GP-PRESSURE (ENGINE OIL)	237
Y	5A	1	197-8394	1	SENSOR GP-PRESSURE (FUEL)	237
Y	6	1	210-1747	1	SENSOR GP-PRESSURE (BOOST)	238
Y	7	1	236-6220	1	SENSOR GP-PRESSURE (INJECTION ACTUATION)	240
Y	8	1	236-6221	1	SENSOR GP-SPEED (ENGINE TIMING)	241
	9	1	183-3407	2	PLUG AS	
	10	1	3E-4352	1	WASHER-HARD (8.8X20.5X2.5-MM THK)	
M	11	1	6V-3940	1	BOLT (M8X1.25X25-MM)	
	12	1	6V-5048	1	SEAL-O-RING	
	13	1	6V-5049	2	SEAL-O-RING	
	14	1	9X-0261	2	ADAPTER	

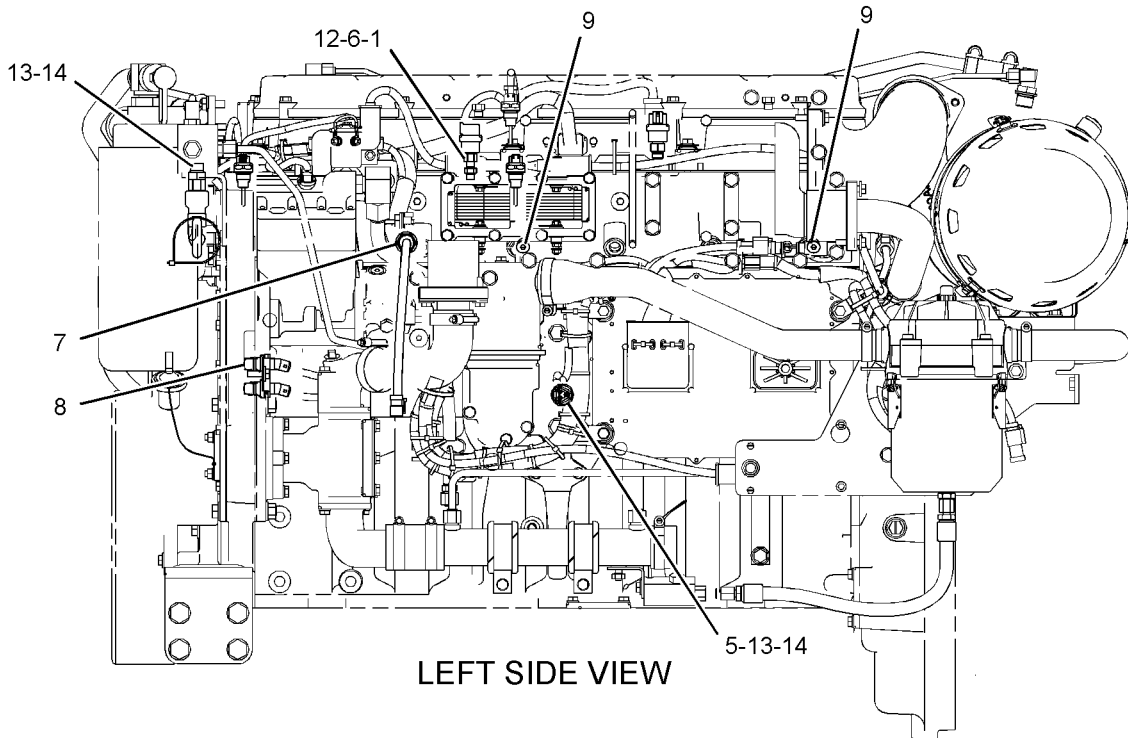
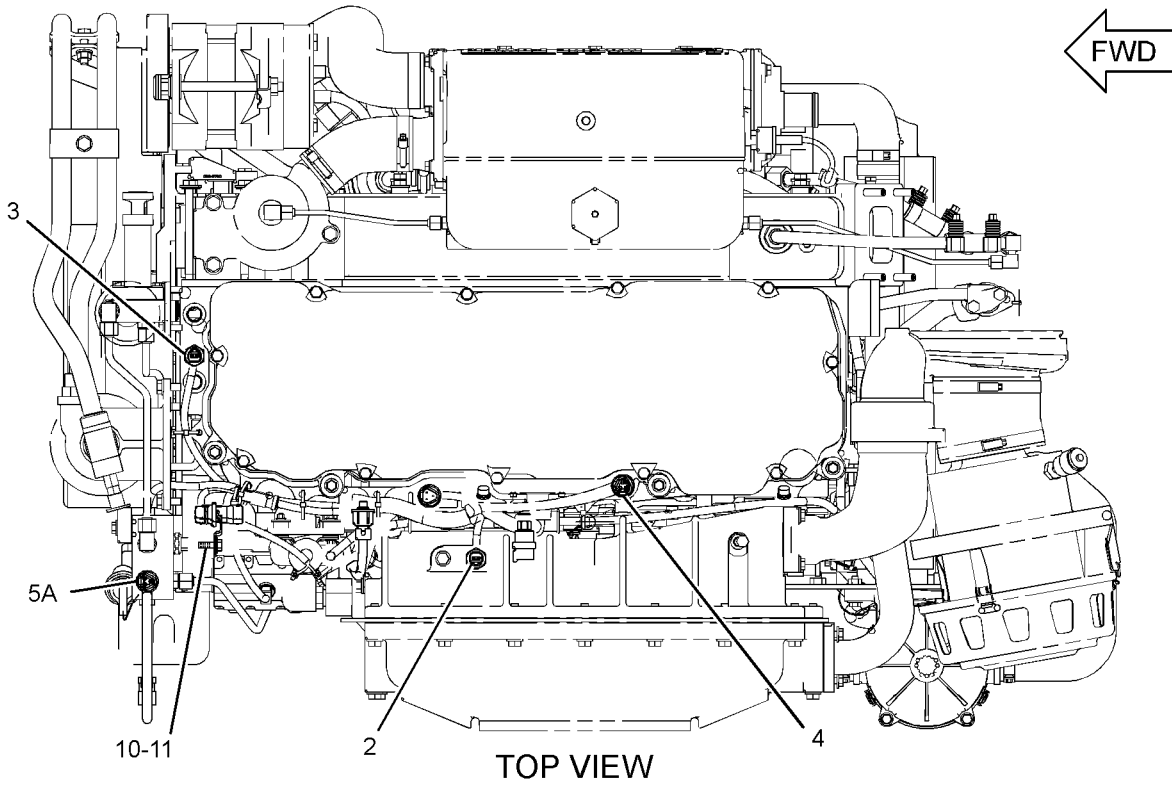
M-METRIC PART

Y-SEPARATE ILLUSTRATION

ELECTRICAL AND STARTING SYSTEM

246-4414 SENSOR GP-ENGINE (contd.)

i02839424



GRAPHIC #1

<END>

g01402103

ELECTRICAL AND STARTING SYSTEM

174-7428 SENSOR GP-LIQUID LEVEL

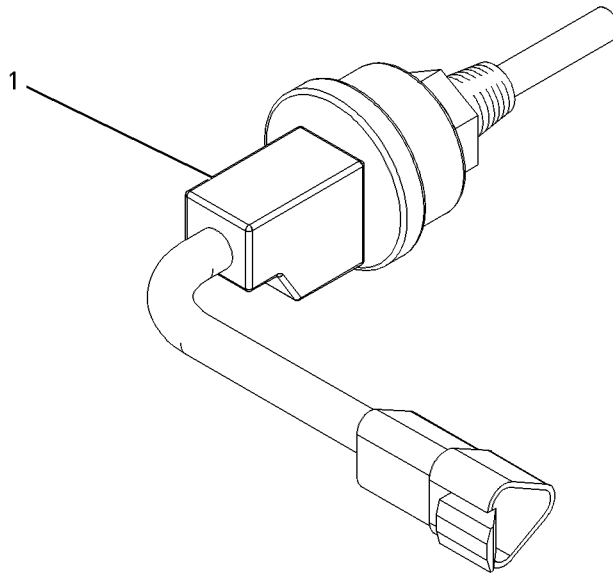
CANNOT BE USED WITH 121-4327-PAGE 122
AN ATTACHMENT
TYPE 1

SMCS-7422

i02520059

NOTE	REF NO	GRAPHIC REF	PART NUMBER	QTY	PART NAME						SEE PAGE
					1	2	3	4	5	6 (PRODUCT LEVEL)	
CY	1	1	165-6634	1	SENSOR GP-COOLANT LEVEL						229

C-CHANGE FROM PREVIOUS TYPE
Y-SEPARATE ILLUSTRATION



GRAPHIC #1

<END>

g00632985

ELECTRICAL AND STARTING SYSTEM

174-7428 SENSOR GP-LIQUID LEVEL

CANNOT BE USED WITH 121-4327-PAGE 122

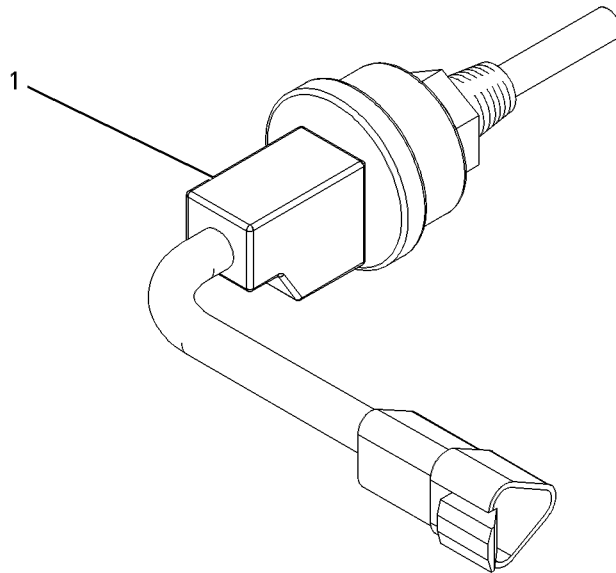
AN ATTACHMENT

TYPE 2

SMCS-7422

i02419057

NOTE	REF NO	GRAPHIC REF	PART NUMBER	QTY	PART NAME						SEE PAGE
					1	2	3	4	5	6 (PRODUCT LEVEL)	
CY	1	1	204-2518	1	SENSOR GP-LIQUID LEVEL						234
C-CHANGE FROM PREVIOUS TYPE											
Y-SEPARATE ILLUSTRATION											



GRAPHIC #1

<END>

g00632985

ELECTRICAL AND STARTING SYSTEM

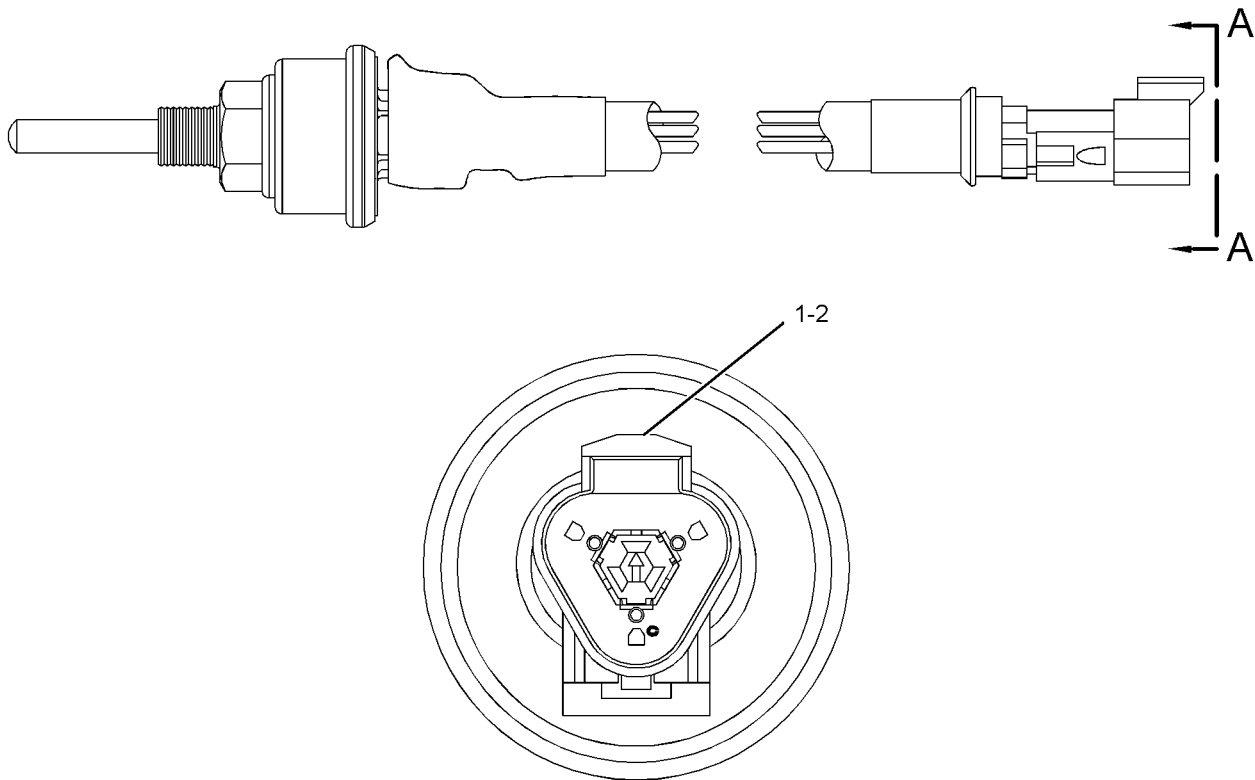
204-2518 SENSOR GP-LIQUID LEVEL

PART OF 174-7428 SENSOR GP-LIQUID LEVEL
AN ATTACHMENT

SMCS-7422

i02581187

NOTE	REF NO	GRAPHIC REF	PART NUMBER	QTY	PART NAME						SEE PAGE
					1	2	3	4	5	6 (PRODUCT LEVEL)	
	1	1	102-8803	1	KIT-RECEPTACLE (3-PIN)						
					(INCLUDES RECEPTACLE AS & WEDGE)						
	2	1	186-3735	3	PIN-CONNECTOR (16-GA TO 18-GA)						



VIEW A-A

GRAPHIC #1

<END>

g01213538

ELECTRICAL AND STARTING SYSTEM

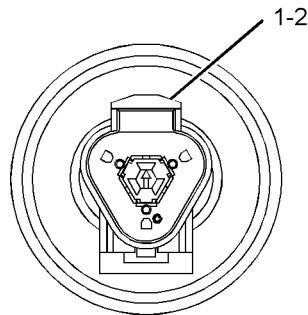
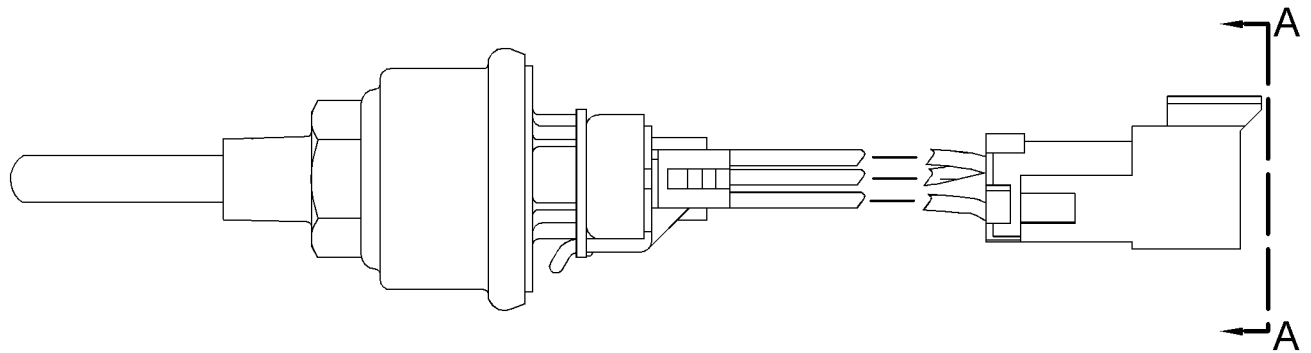
239-9957 SENSOR GP-LIQUID LEVEL-COOLANT LOSS

PART OF 121-9810 SENSOR GP-COOLANT LEVEL
AN ATTACHMENT

SMCS-7422

i02616345

NOTE	REF NO	GRAPHIC REF	PART NUMBER	QTY	PART NAME						SEE PAGE
					1	2	3	4	5	6 (PRODUCT LEVEL)	
	1	1	102-8803	1	KIT-RECEPTACLE (3-PIN)						
					(INCLUDES RECEPTACLE AS AND WEDGE)						
	2	1	186-3735	3	PIN-CONNECTOR (16-GA TO 18-GA)						



VIEW A-A

GRAPHIC #1

<END>

g01281047

ELECTRICAL AND STARTING SYSTEM

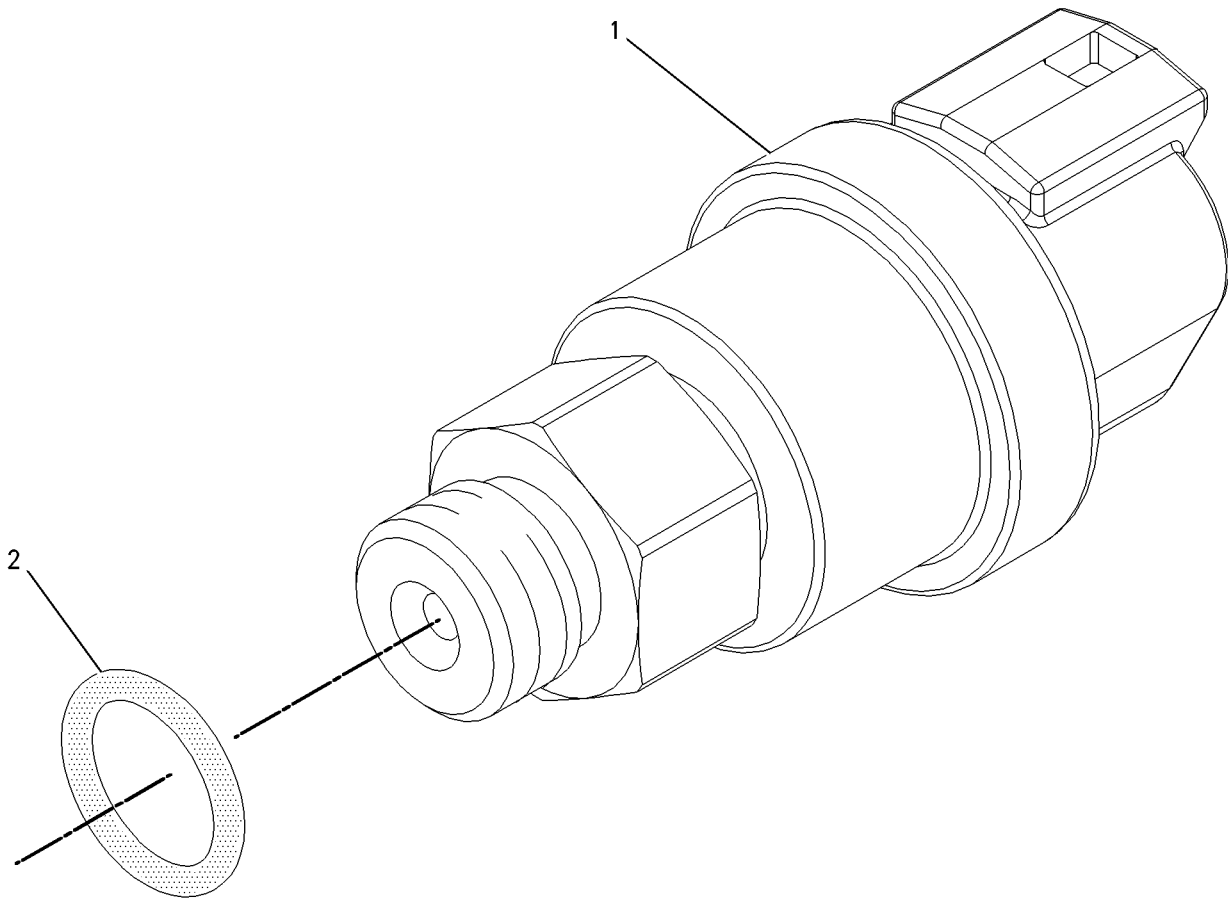
197-8393 SENSOR GP-PRESSURE

PART OF 246-4414 SENSOR GP-ENGINE

SMCS-1718, 1916, 1917, 1923, 1924, 1925

i02343514

NOTE	REF NO	GRAPHIC REF	PART NUMBER	QTY	PART NAME						SEE PAGE
					1	2	3	4	5	6 (PRODUCT LEVEL)	
	1	1	161-1703	1	SENSOR GP-PRESSURE						
	2	1	6V-5049	1	SEAL-O-RING						



GRAPHIC #1

<END>

g00855973

ELECTRICAL AND STARTING SYSTEM

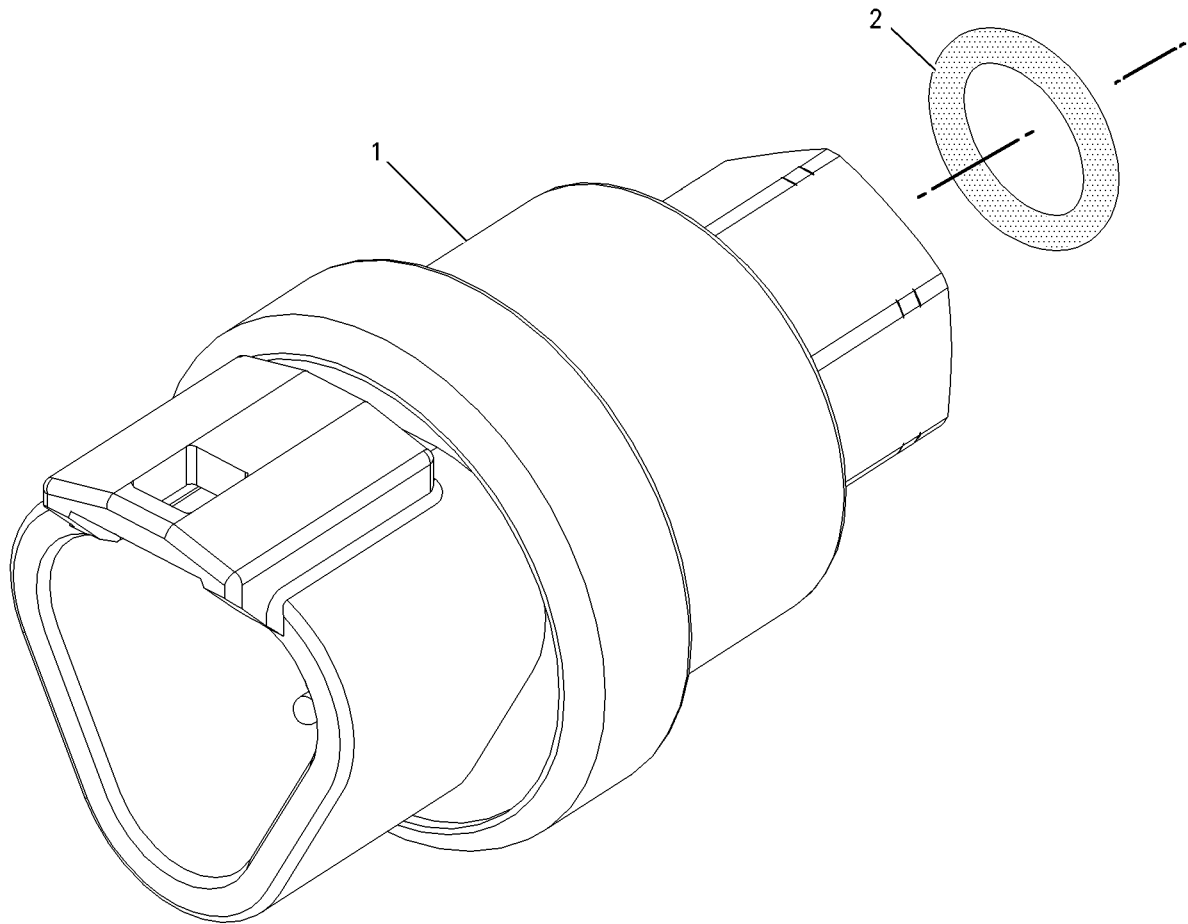
197-8394 SENSOR GP-PRESSURE

PART OF 246-4414 SENSOR GP-ENGINE

SMCS-1718, 1916, 1917, 1923, 1924, 1925

i02846366

NOTE	REF NO	GRAPHIC REF	PART NUMBER	QTY	PART NAME						SEE PAGE
					1	2	3	4	5	6 (PRODUCT LEVEL)	
	1	1	161-1705	1	SENSOR AS-PRESSURE						
	2	1	6V-5048	1	SEAL-O-RING						



GRAPHIC #1

<END>

g00856107

ELECTRICAL AND STARTING SYSTEM

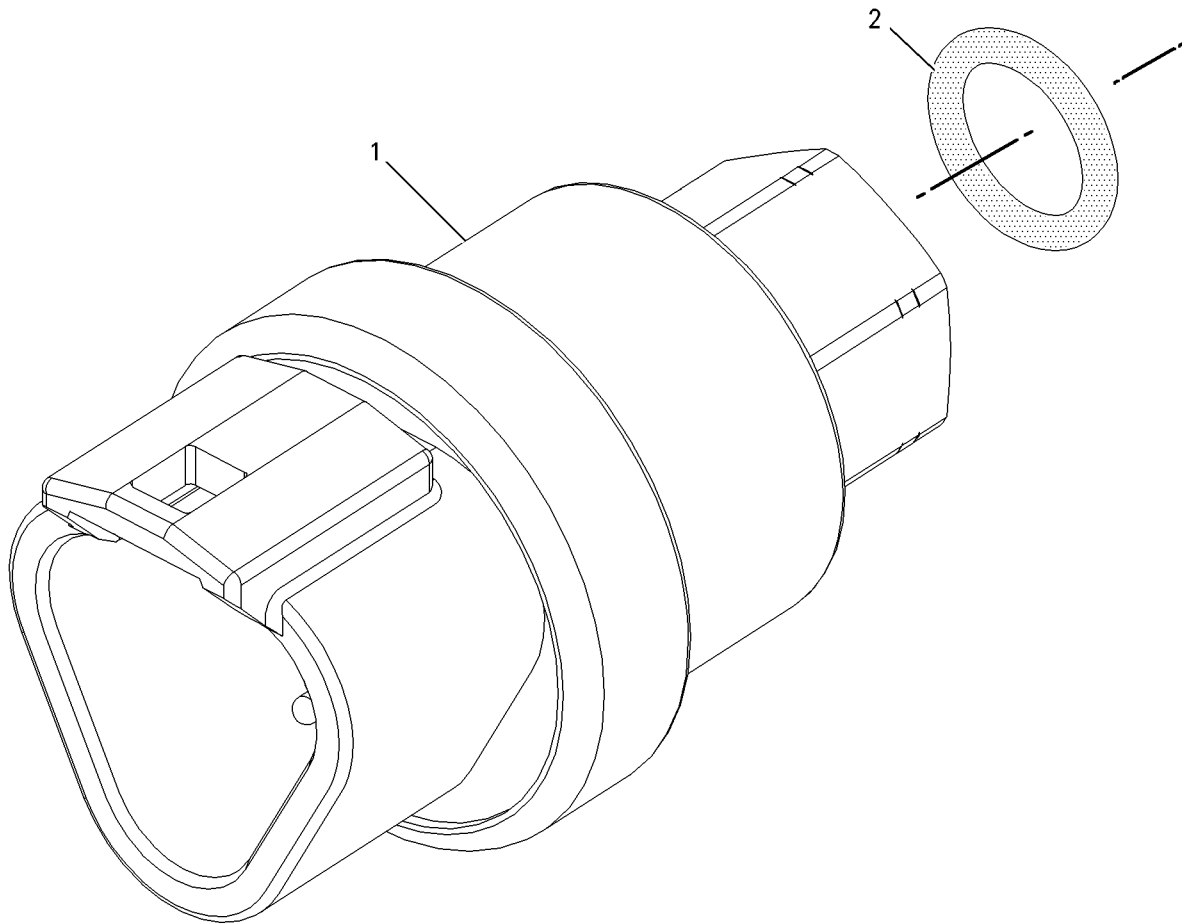
210-1747 SENSOR GP-PRESSURE

PART OF 246-4414 SENSOR GP-ENGINE

SMCS-1718, 1916, 1917, 1923, 1924, 1925

i02343512

NOTE	REF NO	GRAPHIC REF	PART NUMBER	QTY	PART NAME						SEE PAGE
					1	2	3	4	5	6 (PRODUCT LEVEL)	
	1	1	161-1704	1	SENSOR GP-PRESSURE						
	2	1	6V-5048	1	SEAL-O-RING						



GRAPHIC #1

<END>

g00856107

ELECTRICAL AND STARTING SYSTEM

224-4536 SENSOR GP-PRESSURE

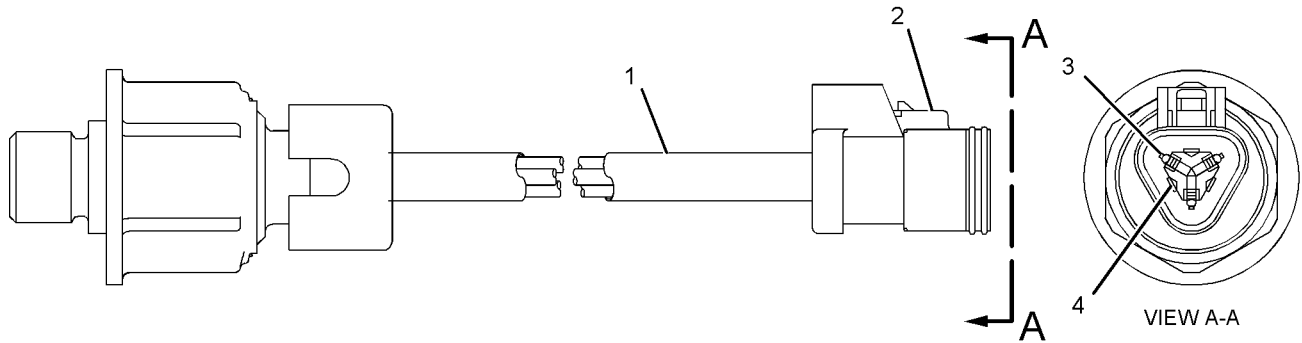
PART OF 236-6220 SENSOR GP-PRESSURE

SMCS-1718, 1916, 1917, 1923, 1924, 1925

i03579878

NOTE	REF NO	GRAPHIC REF	PART NUMBER	QTY	PART NAME						SEE PAGE
					1	2	3	4	5	6 (PRODUCT LEVEL)	
E	1	1	9X-1813		SLEEVE (35-CM)						
	2	1	155-2260	1	KIT-CONNECTING PLUG (3-PIN) (INCLUDED PLUG AS & WEDGE)						
	3	1	194-5226	1	WIRE AS -OR-						
			1	194-5227	1	WIRE AS (14-GA)					
	4	1	155-2276	1	WEDGE-PLUG LOCK (3-PIN)						

E-ORDER BY THE CENTIMETER



GRAPHIC #1

<END>

g01040301

ELECTRICAL AND STARTING SYSTEM

236-6220 SENSOR GP-PRESSURE

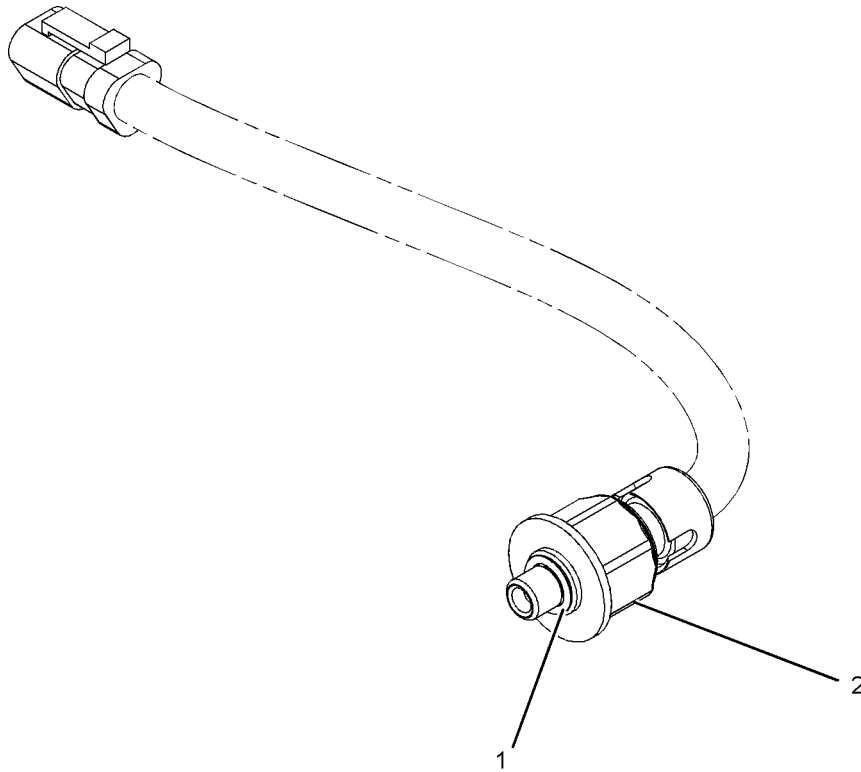
PART OF 246-4414 SENSOR GP-ENGINE

SMCS-1718, 1916, 1917, 1923, 1924, 1925

i02502178

NOTE	REF NO	GRAPHIC REF	PART NUMBER	QTY	PART NAME						SEE PAGE
					1	2	3	4	5	6 (PRODUCT LEVEL)	
	1	1	214-7567	1	SEAL-O-RING						
Y	2	1	224-4536	1	SENSOR GP-PRESSURE						239

Y-SEPARATE ILLUSTRATION



GRAPHIC #1

<END>

g01054528

ELECTRICAL AND STARTING SYSTEM

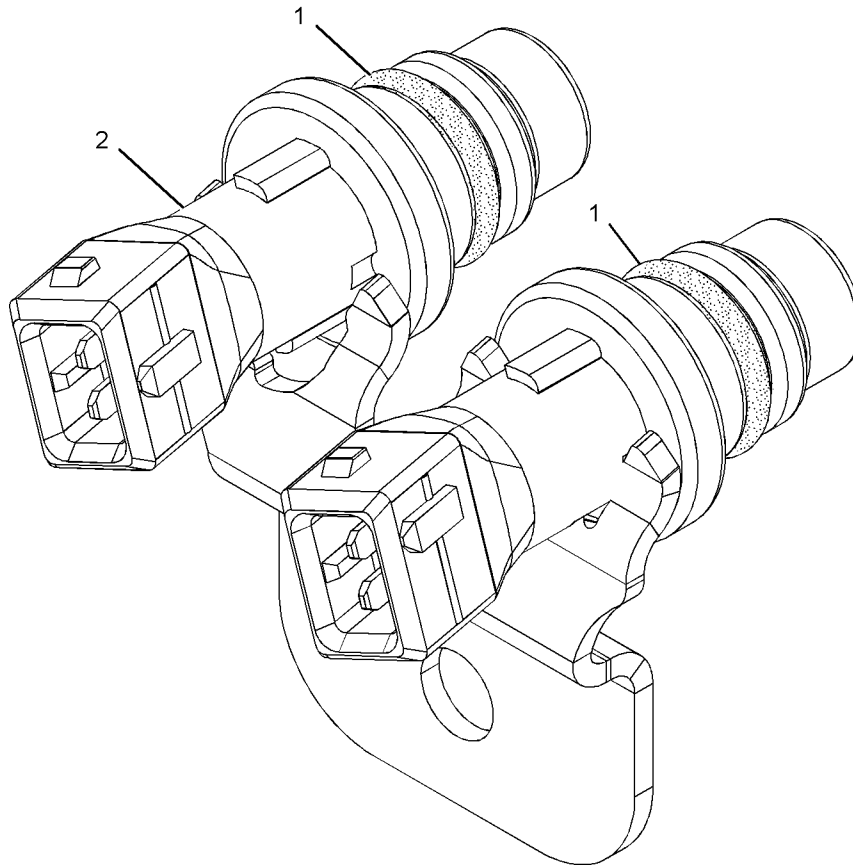
236-6221 SENSOR GP-SPEED

PART OF 246-4414 SENSOR GP-ENGINE

SMCS-1907

i03594245

NOTE	REF NO	GRAPHIC REF	PART NUMBER	QTY	PART NAME						SEE PAGE
					1	2	3	4	5	6 (PRODUCT LEVEL)	
	1	1	3P-0647	2	SEAL-O-RING						
	2	1	245-4630	1	SENSOR GP-SPEED						



GRAPHIC #1

<END>

g01013894

ELECTRICAL AND STARTING SYSTEM

197-8391 SENSOR GP-TEMPERATURE

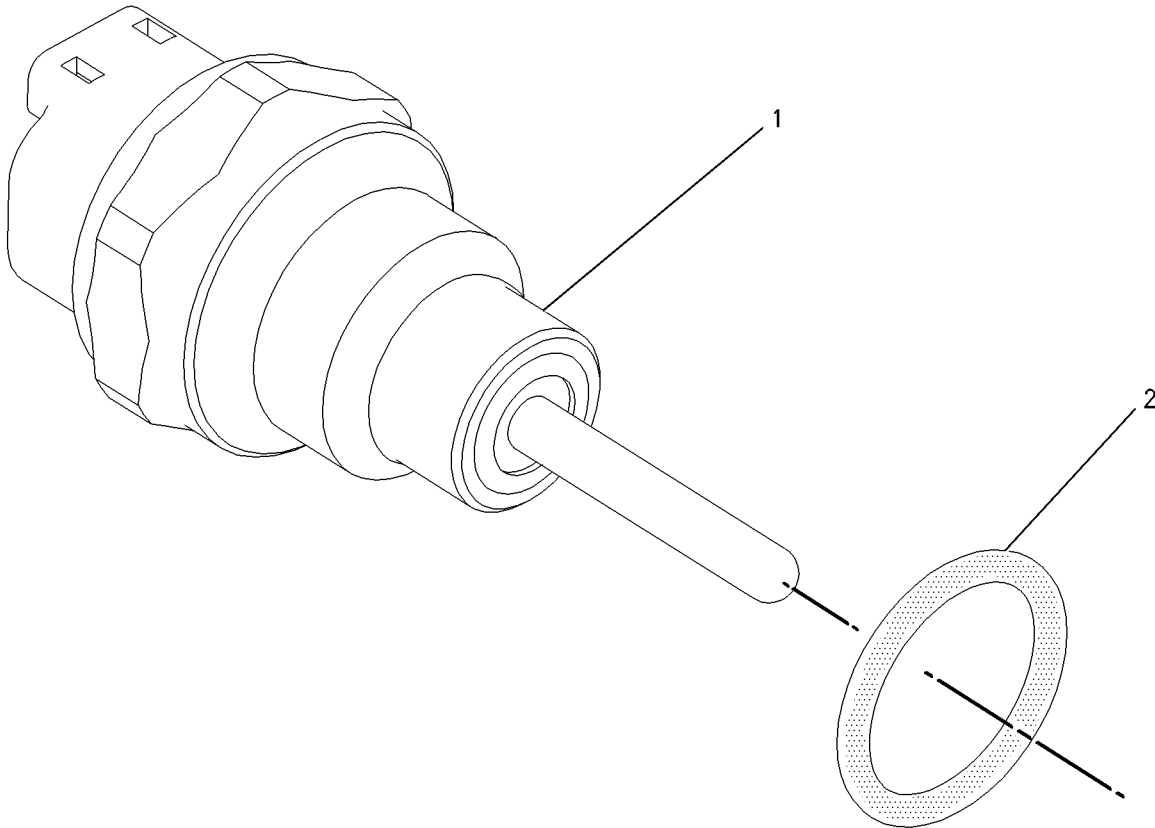
PART OF 246-4414 SENSOR GP-ENGINE

TYPE 1

SMCS-1906, 1919, 1921, 1922, 1928, 1929

i02538190

NOTE	REF NO	GRAPHIC REF	PART NUMBER	QTY	PART NAME	SEE PAGE
					1 2 3 4 5 6 (PRODUCT LEVEL)	
	1	1	130-9811	1	SENSOR GP-TEMPERATURE	
	2	1	8L-2786	1	SEAL-O-RING	



GRAPHIC #1

<END>

g00856011

ELECTRICAL AND STARTING SYSTEM

197-8391 SENSOR GP-TEMPERATURE

PART OF 246-4414 SENSOR GP-ENGINE

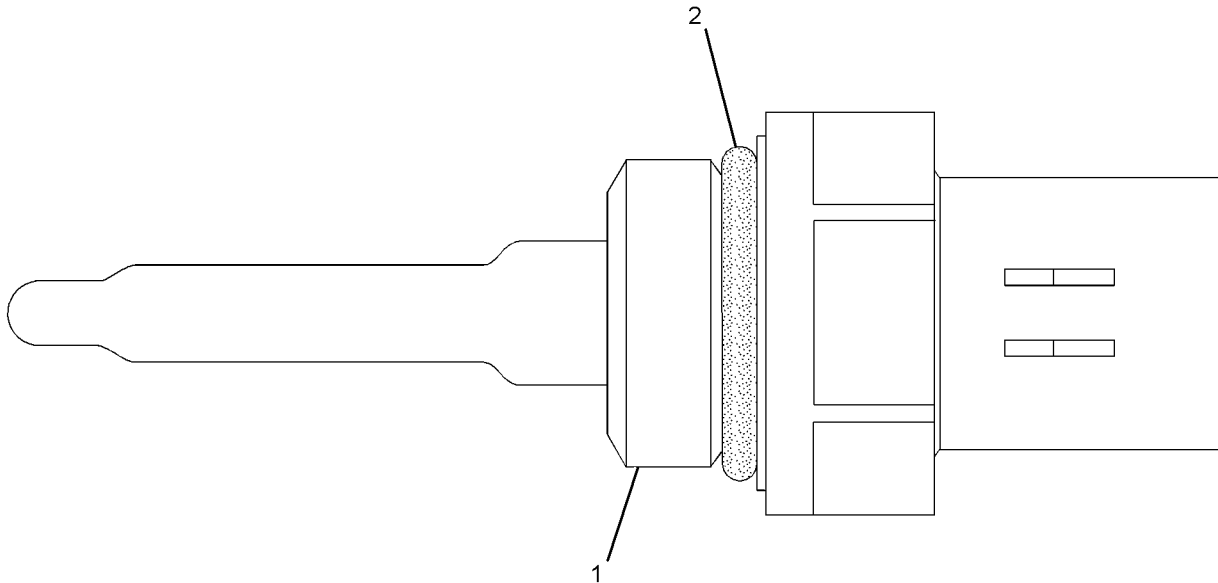
TYPE 2

SMCS-1906, 1919, 1921, 1922, 1928, 1929

i02796023

NOTE	REF NO	GRAPHIC REF	PART NUMBER	QTY	PART NAME						SEE PAGE
					1	2	3	4	5	6 (PRODUCT LEVEL)	
C	1	1	264-4297	1	SENSOR GP-TEMPERATURE						
		1	137-6645		PAD						
	2	1	8L-2786	1	SEAL-O-RING						

C-CHANGE FROM PREVIOUS TYPE



GRAPHIC #1

<END>

g01164268

ELECTRICAL AND STARTING SYSTEM

197-8392 SENSOR GP-TEMPERATURE

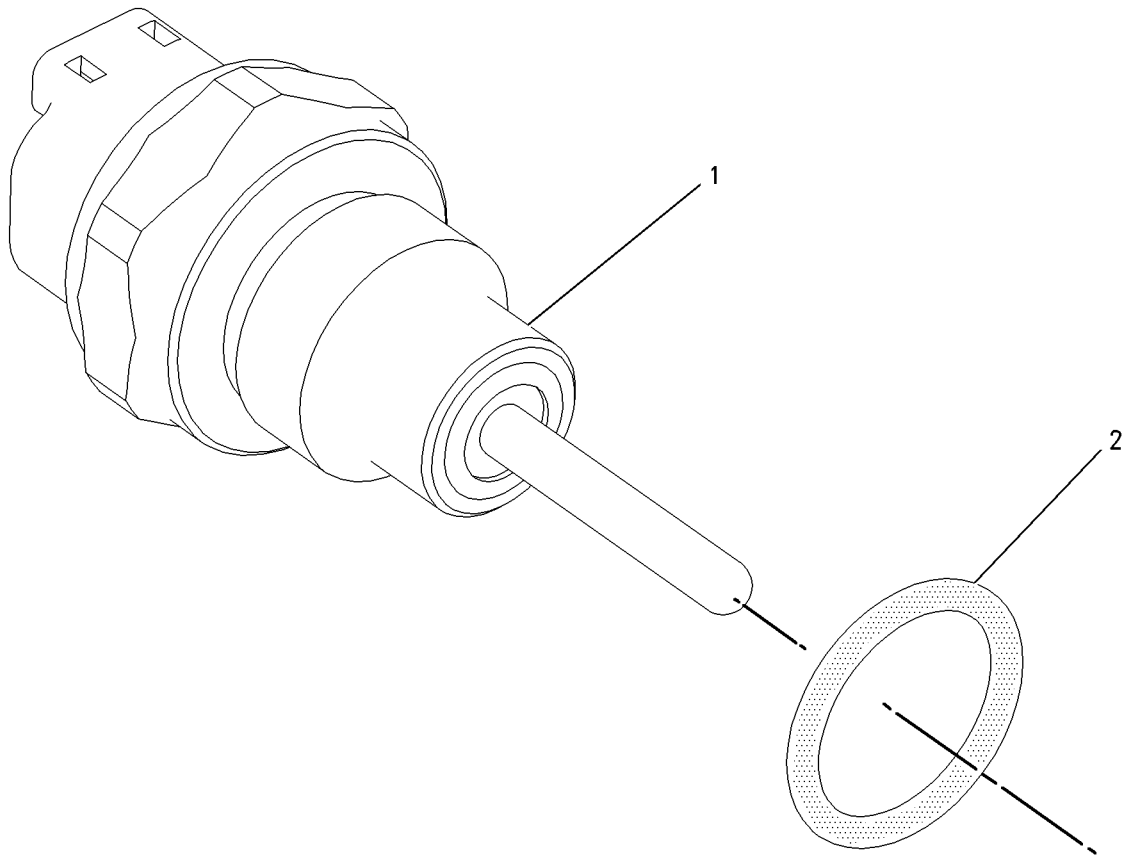
PART OF 246-4414 SENSOR GP-ENGINE

TYPE 1

SMCS-1906, 1919, 1921, 1922, 1928, 1929

i02266451

NOTE	REF NO	GRAPHIC REF	PART NUMBER	QTY	PART NAME	SEE PAGE
					1 2 3 4 5 6 (PRODUCT LEVEL)	
	1	1	130-9811	1	SENSOR GP-TEMPERATURE	
	2	1	6V-6609	1	SEAL-O-RING	



GRAPHIC #1

<END>

g00856005

ELECTRICAL AND STARTING SYSTEM

197-8392 SENSOR GP-TEMPERATURE

PART OF 246-4414 SENSOR GP-ENGINE

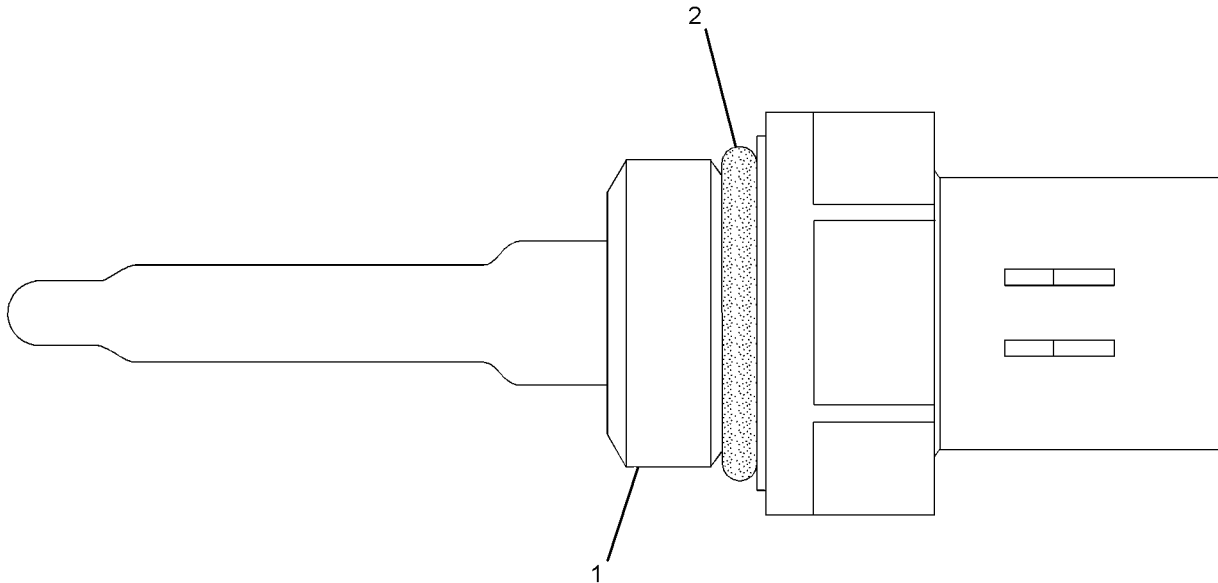
TYPE 2

SMCS-1906, 1919, 1921, 1922, 1928, 1929

i02683769

NOTE	REF NO	GRAPHIC REF	PART NUMBER	QTY	PART NAME						SEE PAGE
					1	2	3	4	5	6 (PRODUCT LEVEL)	
C	1	1	264-4297	1	SENSOR GP-TEMPERATURE						
		1	137-6645	1	PAD						
	2	1	6V-6609	1	SEAL-O-RING						

C-CHANGE FROM PREVIOUS TYPE



GRAPHIC #1

<END>

g01164268

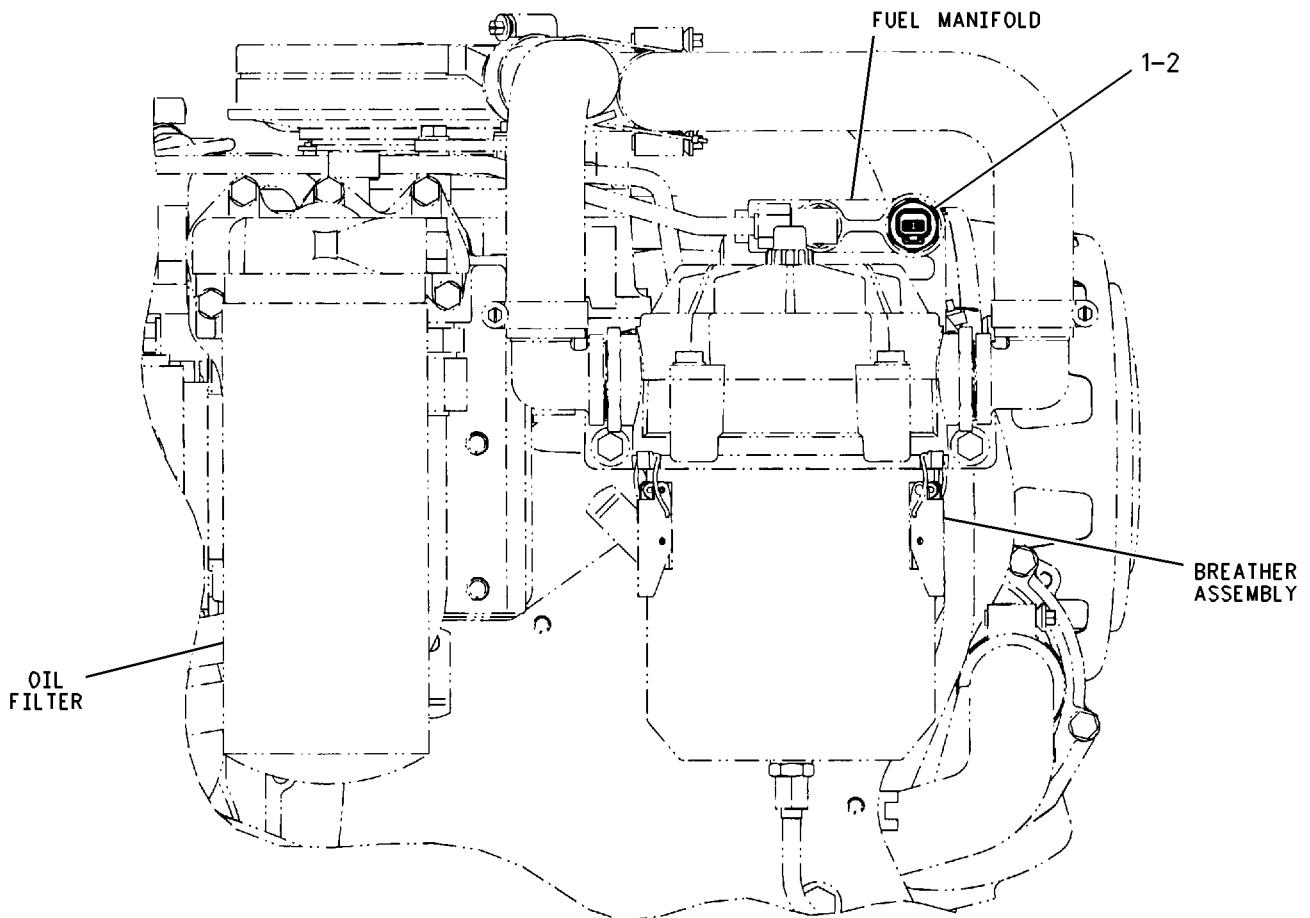
ELECTRICAL AND STARTING SYSTEM

201-1071 SENSOR GP-TEMPERATURE-FUEL AN ATTACHMENT

SMCS-1906, 1919, 1921, 1922, 1928, 1929

i03479680

NOTE	REF NO	GRAPHIC REF	PART NUMBER	QTY	PART NAME						SEE PAGE
					1	2	3	4	5	6 (PRODUCT LEVEL)	
	1	1	264-4297	1	SENSOR GP-TEMPERATURE (FUEL)						
	2	1	3K-0360	1	SEAL-O-RING						



FRONT VIEW

GRAPHIC #1

<END>

g00781343

ELECTRICAL AND STARTING SYSTEM

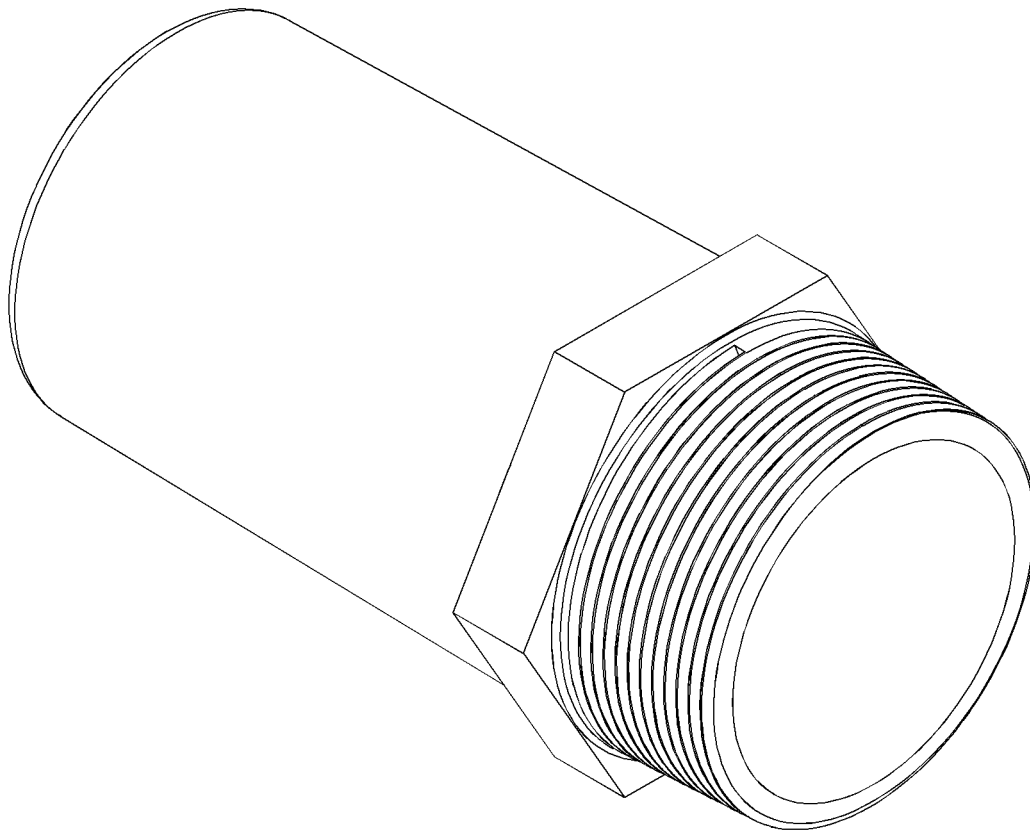
246-3283 SILENCER-AIR STARTING

AN ATTACHMENT

SMCS-1468

i02810117

NOTE	REF NO	GRAPHIC REF	PART NUMBER	QTY	PART NAME						SEE PAGE
					1	2	3	4	5	6 (PRODUCT LEVEL)	
(NO SERVICED PARTS)											



GRAPHIC #1

<END>

g01145050

ELECTRICAL AND STARTING SYSTEM

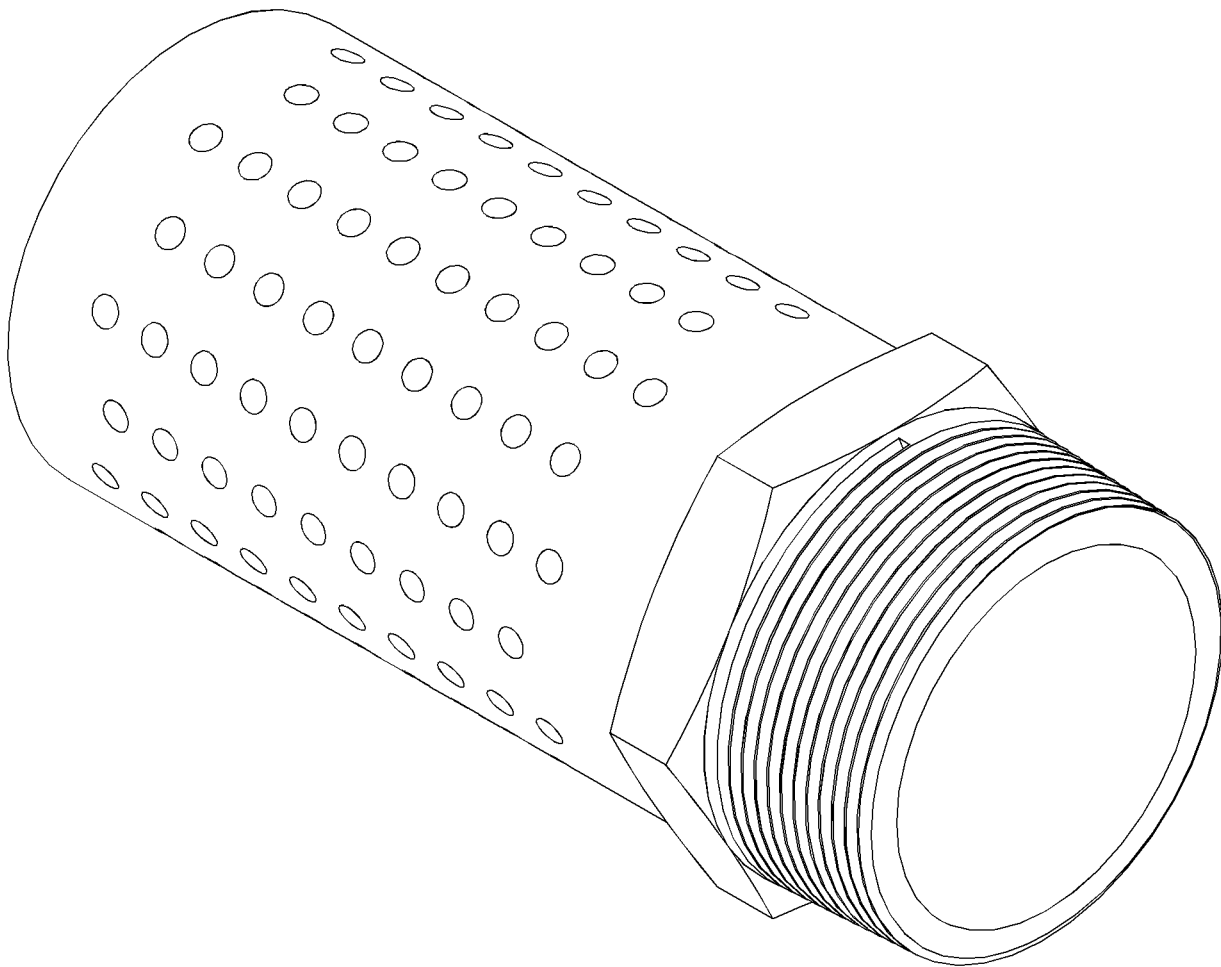
303-4434 SILENCER-AIR STARTING

AN ATTACHMENT

SMCS-1468

i02703477

NOTE	REF NO	GRAPHIC REF	PART NUMBER	QTY	PART NAME	SEE PAGE
					1 2 3 4 5 6 (PRODUCT LEVEL)	
(NO SERVICED PARTS)						



GRAPHIC #1

<END>

g01356906

ELECTRICAL AND STARTING SYSTEM

261-1551 STARTING MOTOR GP-AIR

AN ATTACHMENT

SMCS-1451

i02504069

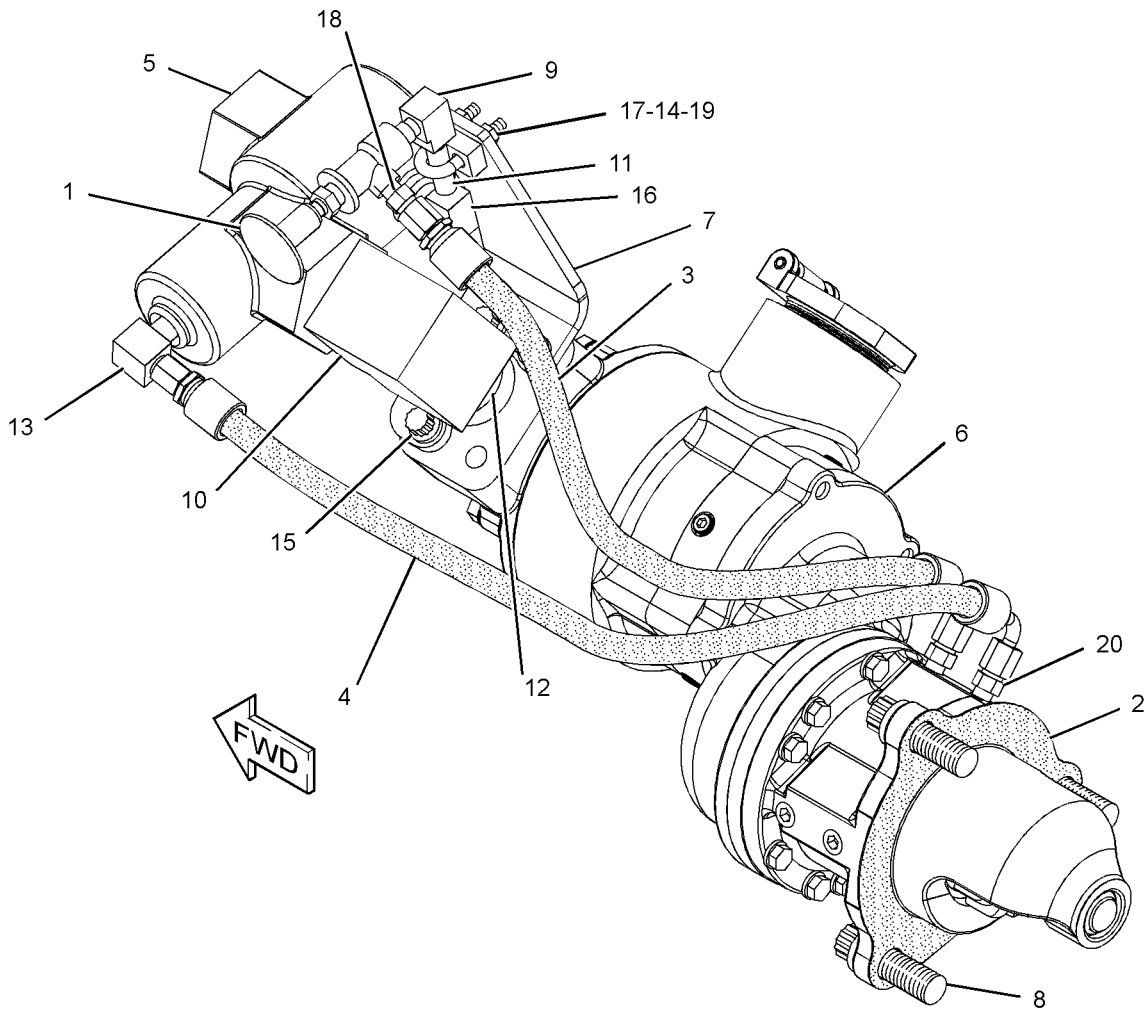
NOTE	REF NO	GRAPHIC REF	PART NUMBER	QTY	PART NAME						SEE PAGE
					1	2	3	4	5	6 (PRODUCT LEVEL)	
	1	1	4N-3410	1	VALVE AS-CONTROL (STARTING)						
		1	2W-0629	1	KNOB-ENGINE START						
	2	1	155-8725	1	GASKET						
I	3	1	189-7530	1	HOSE AS						
I	4	1	189-7723	1	HOSE AS						
	5	1	246-3282	1	VALVE-RELAY						
Y	6	1	261-1552	1	STARTING MOTOR GP-AIR						251
	7	1	261-1553	1	BRACKET AS						
	8	1	176-2543	3	BOLT-12 POINT HEAD (5/8-11X1.75-IN)						
	9	1	3B-6552	1	ELBOW-PIPE						
	10	1	3B-6556	1	ELBOW-STREET						
	11	1	3B-7263	1	NIPPLE-PIPE						
	12	1	4B-4609	1	NIPPLE-PIPE						
	13	1	4R-8605	1	ELBOW						
M	14	1	5C-2890	2	NUT (M6X1-THD)						
	15	1	5P-2547	3	BOLT-12 POINT HEAD (7/16-14X1-IN)						
	16	1	6V-4245	1	ELBOW						
M	17	1	8C-7530	1	U-BOLT (M6X1X25-MM)						
	18	1	8L-6557	1	CONNECTOR (FLARED)						
	19	1	9X-8256	2	WASHER (6.6X12X2-MM THK)						
	20	1	4S-6399	2	CONNECTOR (FLARED)						

I-REFER TO HYDRAULIC INFORMATION SYSTEM
M-METRIC PART
Y-SEPARATE ILLUSTRATION

ELECTRICAL AND STARTING SYSTEM

261-1551 STARTING MOTOR GP-AIR (contd.)

i02504069



GRAPHIC #1

<END>

g01253355

ELECTRICAL AND STARTING SYSTEM

261-1552 STARTING MOTOR GP-AIR

PROVIDES AN AIR STARTER WHICH DOES NOT USE FUEL AS A LUBRICANT
PART OF 261-1551 STARTING MOTOR GP-AIR
AN ATTACHMENT

SMCS-1451

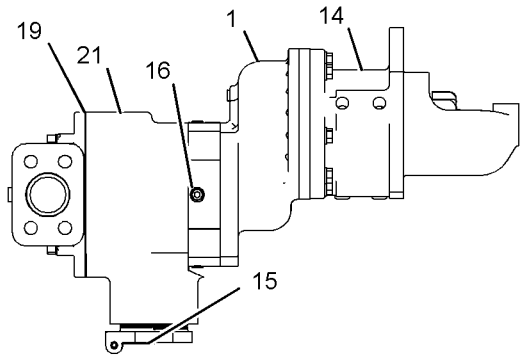
i02337324

NOTE	REF NO	GRAPHIC REF	PART NUMBER	QTY	PART NAME						SEE PAGE
					1	2	3	4	5	6 (PRODUCT LEVEL)	
	1	1	4N-4387	1	CASE AS-GEAR						
	1A	1	4N-4388	1	WASHER-EJECTION						
	1B	1	009-1436	1	BEARING						
	2	1	4N-4391	1	KEY-GEAR						
	3	1	4N-4392	1	COVER AS-CASE						
	3A	1	4N-4393	1	SEAL-LIP TYPE (41.35-MM OD)						
	3B	1	6J-2244	1	SEAL-O-RING (66.27-MM ID)						
	3C	1	6V-1179	1	SEAL-O-RING (72.62-MM ID)						
	4	1	4N-4394	1	GEAR-DRIVE (45-TEETH)						
	5	1	4N-4397	1	COLLAR-DRIVE SHAFT						
	6	1	4N-4400	1	RING-SHIFT						
	7	1	4N-4402	1	SPACER (2.156X2.375X0.188-IN THK)						
	8	1	4N-4403	1	SPRING-RING						
	9	1	4N-4405	1	CLUTCH AS-DRIVE						
	10	1	4N-4421	1	SHAFT-DRIVE						
	11	1	6D-3787	1	BEARING-ROLLER						
	12	1	105-5136	4	WASHER (9.92X16.67X0.79-MM THK)						
	13	1	105-5137	1	PISTON						
	14	1	105-5138	1	HOUSING						
	15	1	246-3275	1	DEFLECTOR AS						
	16	1	246-3276	4	PLUG						
	17	1	246-3277	1	MOTOR AS						
	17A	1	6V-1320	2	SEAL-O-RING						
	17B	1	7X-4782	2	SEAL-O-RING						
	18	1	246-3278	1	COVER						
	19	1	246-3279	1	GASKET						
	20	1	246-3280	1	CASE AS						
	20A	1	6V-1320	1	SEAL-O-RING						
	20B	1	9X-7357	1	SEAL-O-RING						
	21	1	246-3284	1	HOUSING-MOTOR						
	22	1	246-4452	1	GEAR AS						
	22A	1	4N-4386	1	RETAINER-PINION						
	22B	1	4N-4413	1	PINION-ROTOR						
	23	1	052-0512	1	RING-RETAINING						
	24	1	3P-0653	1	SEAL-O-RING						
	25	1	4N-4390	1	WASHER-THRUST (0.797X1.50X0.125-IN THK)						
	26	1	4N-4393	1	SEAL-LIP TYPE						
	27	1	5F-8651	1	BALL BEARING						
	28	1	5P-0537	9	WASHER-HARD (7.2X14.5X2-MM THK)						
	29	1	6E-5412	1	SEAL-O-RING						
	30	1	7B-2742	9	BOLT (1/4-20X1.25-IN)						
	31	1	8F-8544	4	BOLT (3/8-16X6.25-IN)						
	32	1	8T-6757	3	PLUG-PIPE						
	33	1	8T-6763	3	PLUG-PIPE						

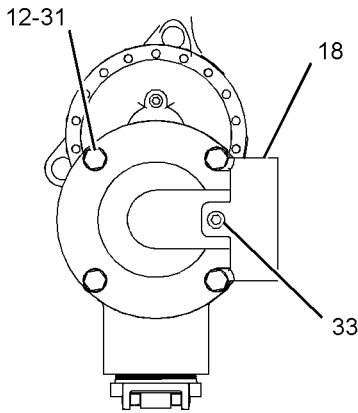
ELECTRICAL AND STARTING SYSTEM

261-1552 STARTING MOTOR GP-AIR (contd.)

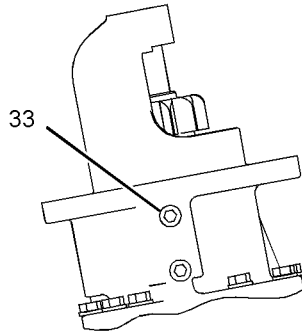
i02337324



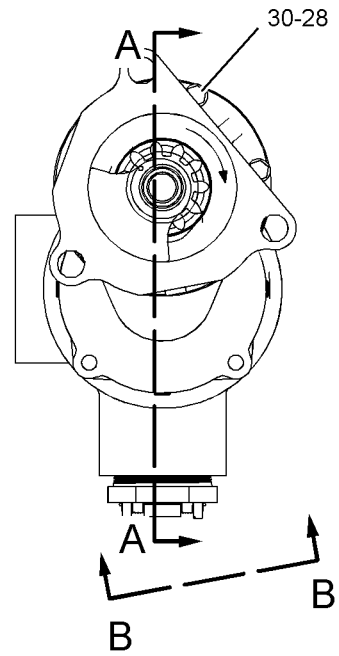
LEFT SIDE VIEW



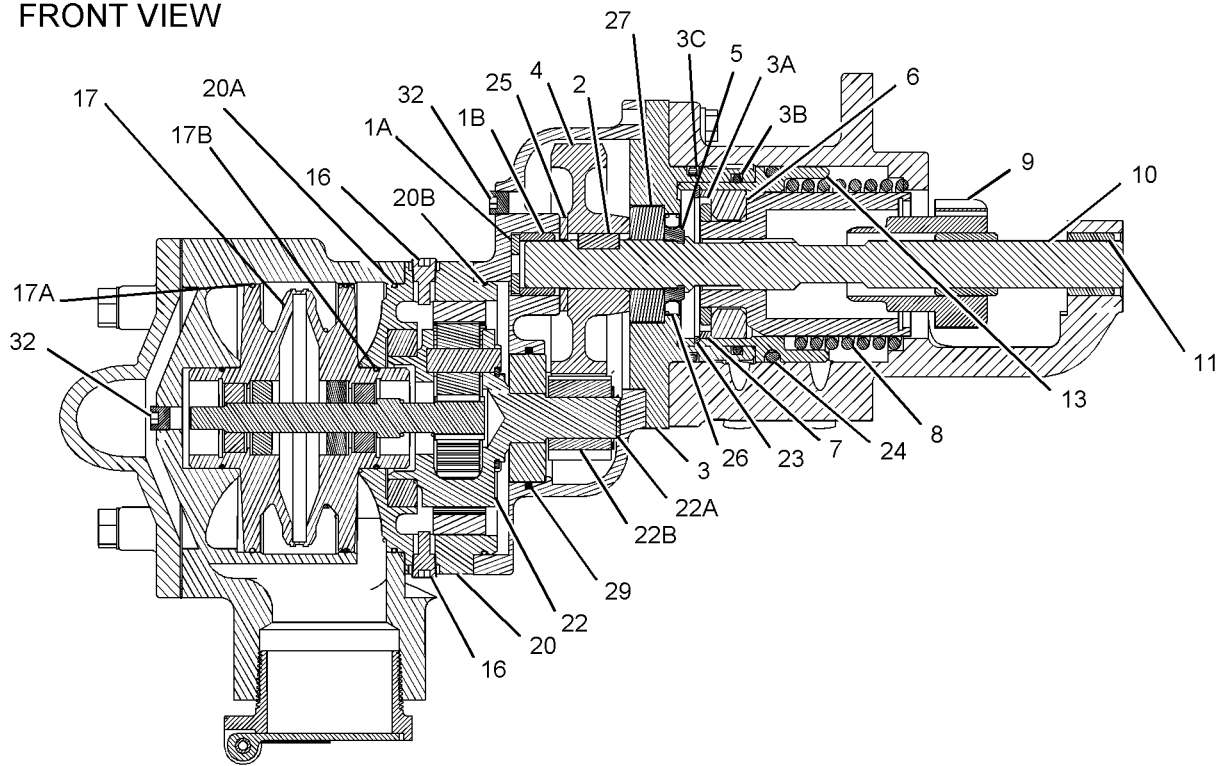
FRONT VIEW



VIEW B-B



REAR VIEW



SECTION A-A
<END>

GRAPHIC #1

g01071049

ELECTRICAL AND STARTING SYSTEM

199-6919 STARTING MOTOR GP-ELECTRIC

12-VOLT

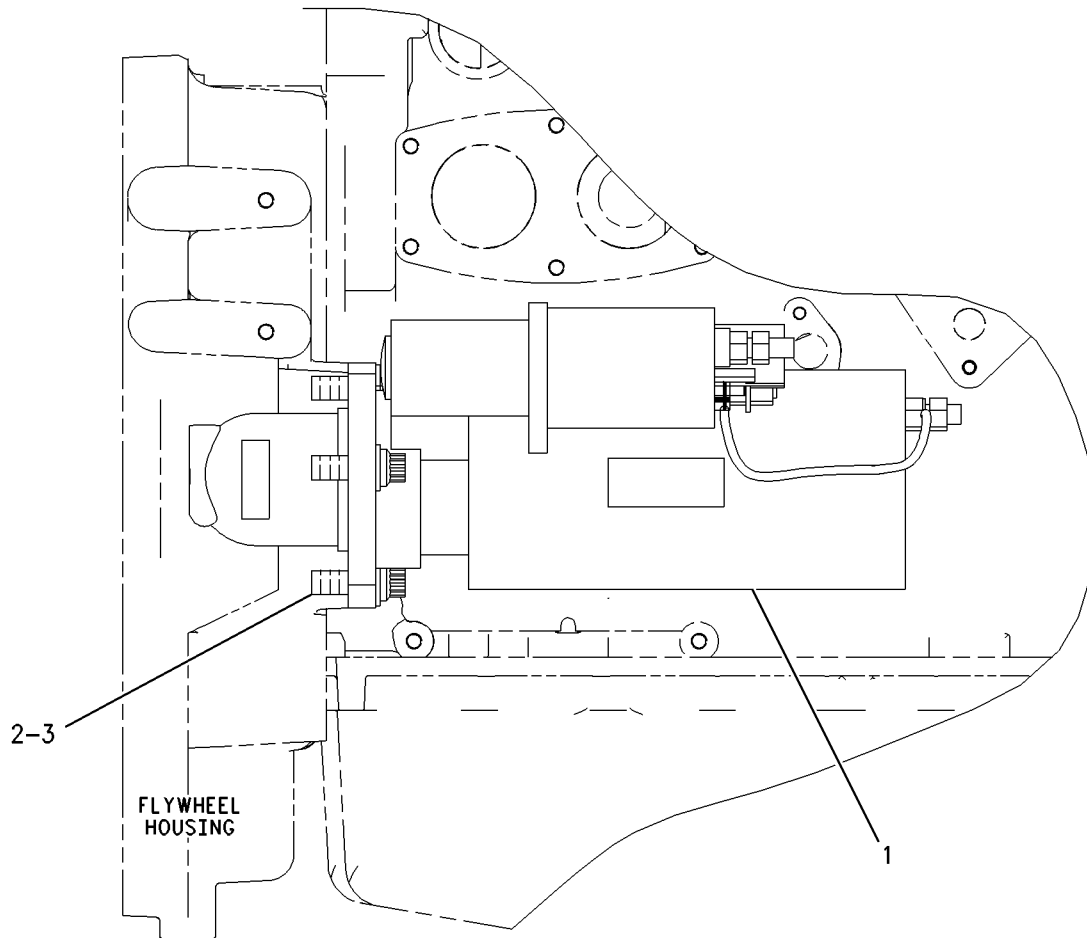
FOR USE WITH SAE NO. 1 FLYWHEEL HOUSING AND FLYWHEEL
AN ATTACHMENT

SMCS-1453

i01987262

NOTE	REF NO	GRAPHIC REF	PART NUMBER	QTY	PART NAME						SEE PAGE
					1	2	3	4	5	6 (PRODUCT LEVEL)	
Y	1	1	200-6962	1	STARTING MOTOR GP-ELECTRIC						255
	2	1	8D-5054	3	WASHER-HARD (17X30X3MM THK)						
	3	1	8S-2332	3	BOLT-12 POINT HEAD (5/8-11X1.75 IN)						

Y-SEPARATE ILLUSTRATION



RIGHT SIDE VIEW

GRAPHIC #1

<END>

g00946307

ELECTRICAL AND STARTING SYSTEM

199-7753 STARTING MOTOR GP-ELECTRIC

24-VOLT

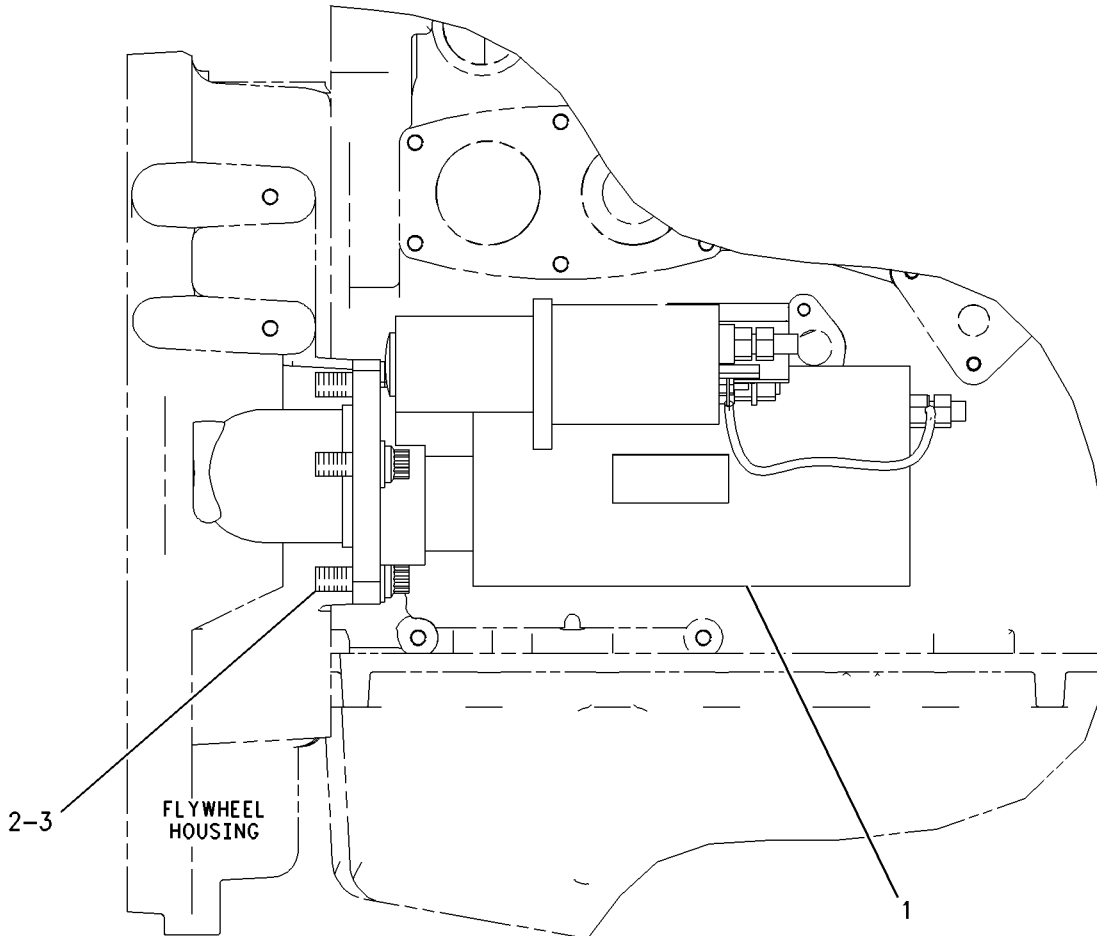
FOR USE WITH SAE NO. 1 FLYWHEEL HOUSING AND FLYWHEEL
AN ATTACHMENT

SMCS-1453

i02252449

NOTE	REF NO	GRAPHIC REF	PART NUMBER	QTY	PART NAME						SEE PAGE
					1	2	3	4	5	6 (PRODUCT LEVEL)	
Y	1	1	200-6963	1	STARTING MOTOR GP-ELECTRIC						257
	2	1	7X-0591	3	WASHER-HARD (17X29X3-MM THK)						
	3	1	176-2543	3	BOLT-12 POINT HEAD (5/8-11X1.75-IN)						

Y-SEPARATE ILLUSTRATION



RIGHT SIDE VIEW

GRAPHIC #1

<END>

g00946904

ELECTRICAL AND STARTING SYSTEM

200-6962 STARTING MOTOR GP-ELECTRIC

12-VOLT

PART OF 199-6919 STARTING MOTOR GP-ELECTRIC
AN ATTACHMENT

SMCS-1453

i03157220

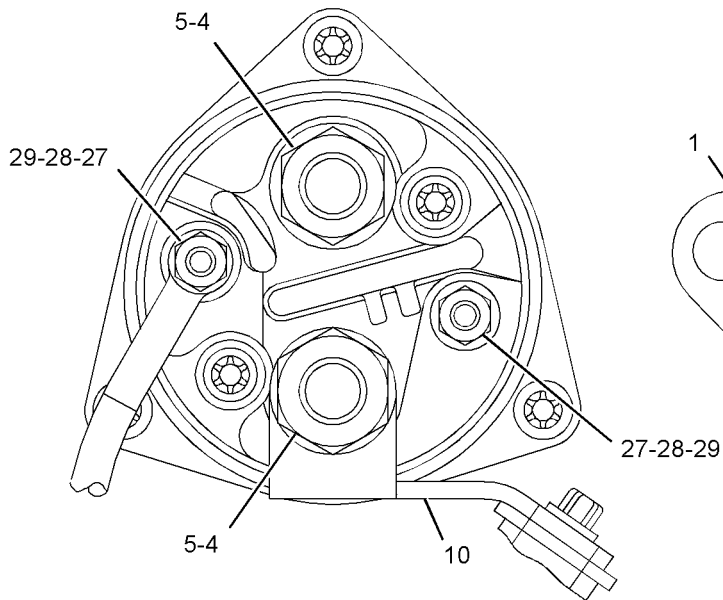
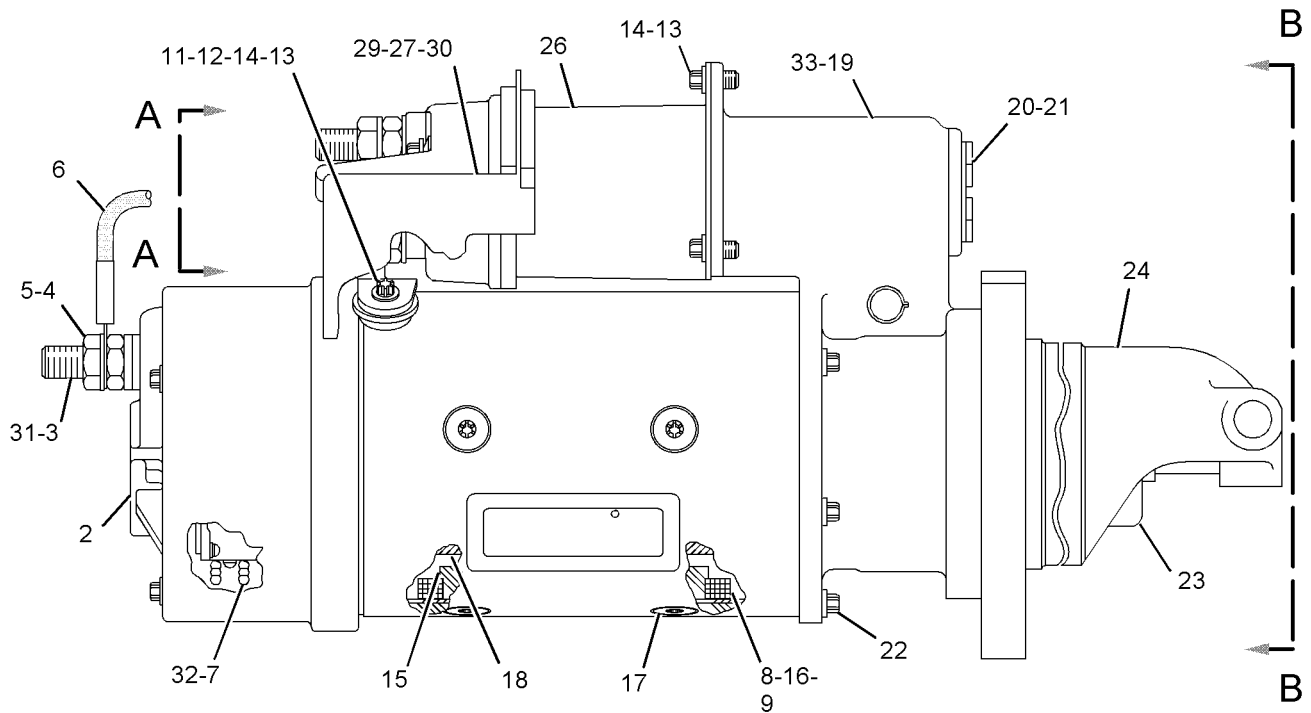
NOTE	REF NO	GRAPHIC REF	PART NUMBER	QTY	PART NAME						SEE PAGE
					1	2	3	4	5	6 (PRODUCT LEVEL)	
	1	1	3T-3434	6	PLUG						
	2	1	7T-3279	1	HOUSING AS						
	3	1	8T-8566	1	TERMINAL AS						
	4	1	6V-8188	4	NUT (1/2-13-THD)						
	5	1	7X-0562	4	WASHER-HARD (13.5X19X0.8-MM THK)						
	6	1	3T-3422	1	WIRE AS						
D		1	5P-5621		WIRE (12-GA) (0.3-M)						
	7	1	8T-8570	1	HOLDER AS-BRUSH						
	8	1	8T-8568	1	COIL AS-FIELD						
	9	1	7T-3454	1	INSULATOR						
	10	1	283-1107	1	KIT-CONNECTOR (STARTING MOTOR) (INCLUDES BOLT, TERMINAL & CONNECTORS)						
	11	1	7T-3451	1	KIT-INSULATOR (TERMINAL) (INCLUDES INSULATOR TERMINALS & GROMMET)						
	12	1	8T-8569	1	INSULATOR-TERMINAL						
	13	1	5S-7349	4	BOLT (1/4-20X0.5-IN)						
	14	1	8T-4205	4	WASHER-HARD (7.2X14.5X2-MM THK)						
	15	1	8H-1141	4	SHOE-POLE						
	16	1	1H-2629	2	STRIP-INSULATION						
	17	1	3R-8797	8	SCREW & WASHER AS (3/8-24X0.72-IN)						
	18	1	7T-3275	1	ARMATURE AS (12-VOLT)						
	19	1	7T-3973	1	HOUSING AS-LEVER						
	20	1	4M-1831	1	PLUG-LEVER HOUSING						
	21	1	7L-2894	1	GASKET						
	22	1	036-9823	5	BOLT (1/4-28X1-IN)						
	23	1	6N-3826	1	DRIVE AS-MOTOR						
	24	1	7T-3974	1	HOUSING AS-DRIVE						
	25	1	7X-3373	6	BOLT (5/16-18X0.88-IN)						
	26	1	206-8789	1	KIT-SOLENOID (12-VOLT) (STARTING MOTOR)						
	27	1	6V-8378	3	NUT (10-32-THD)						
	28	1	8F-1434	2	LOCKWASHER						
	29	1	8T-0328	3	WASHER-HARD (5.5X10X1-MM THK)						
	30	1	9X-4824	1	COVER-STARTING MOTOR						
	31	1	8T-9884	1	KIT-INSULATOR (STARTING MOTOR) (INCLUDES INSULATORS AND BUSHING)						
	32	1	8T-9885	1	KIT-BRUSH (STARTING MOTOR) (INCLUDES BRUSH, SPRING, SCREW, SCREW AS, AND SEAL)						
	33	1	7T-3268	1	KIT-LEVER (STARTING MOTOR) (INCLUDES LEVER ASSEMBLIES, SEALS, NUT, GASKET, AND RETAINER)						
			7T-3267	1	AVAILABLE REPAIR KIT(S): KIT-BUSHING (STARTING MOTOR) (INCLUDES BUSHINGS, WICKS, CUPS, SEALS, GASKET, WASHERS, SPACER, NUT, AND SCREW AS)						

D-ORDER BY THE METER

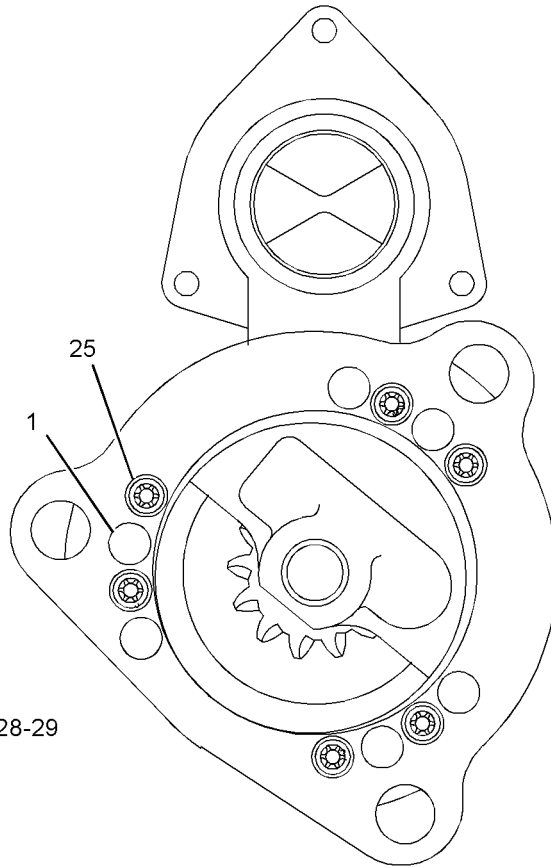
ELECTRICAL AND STARTING SYSTEM

200-6962 STARTING MOTOR GP-ELECTRIC (contd.)

i03157220



VIEW
A-A



VIEW
B-B

GRAPHIC #1

<END>

g01131865

ELECTRICAL AND STARTING SYSTEM

200-6963 STARTING MOTOR GP-ELECTRIC

24-VOLT

PART OF 199-7753 STARTING MOTOR GP-ELECTRIC
AN ATTACHMENT

SMCS-1453

i03157360

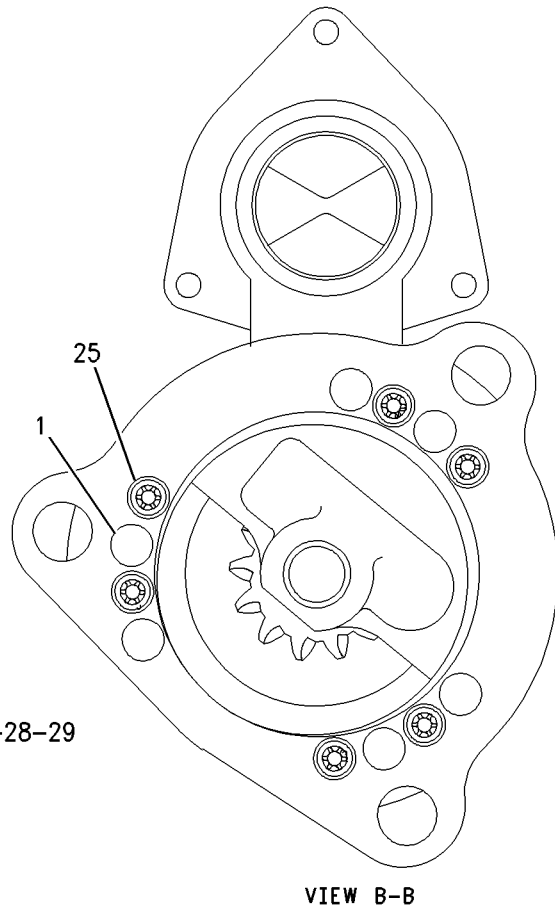
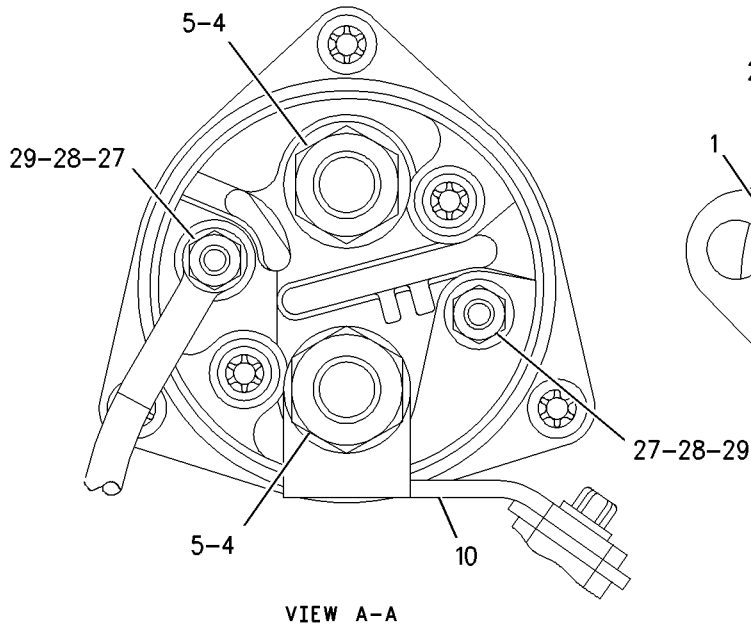
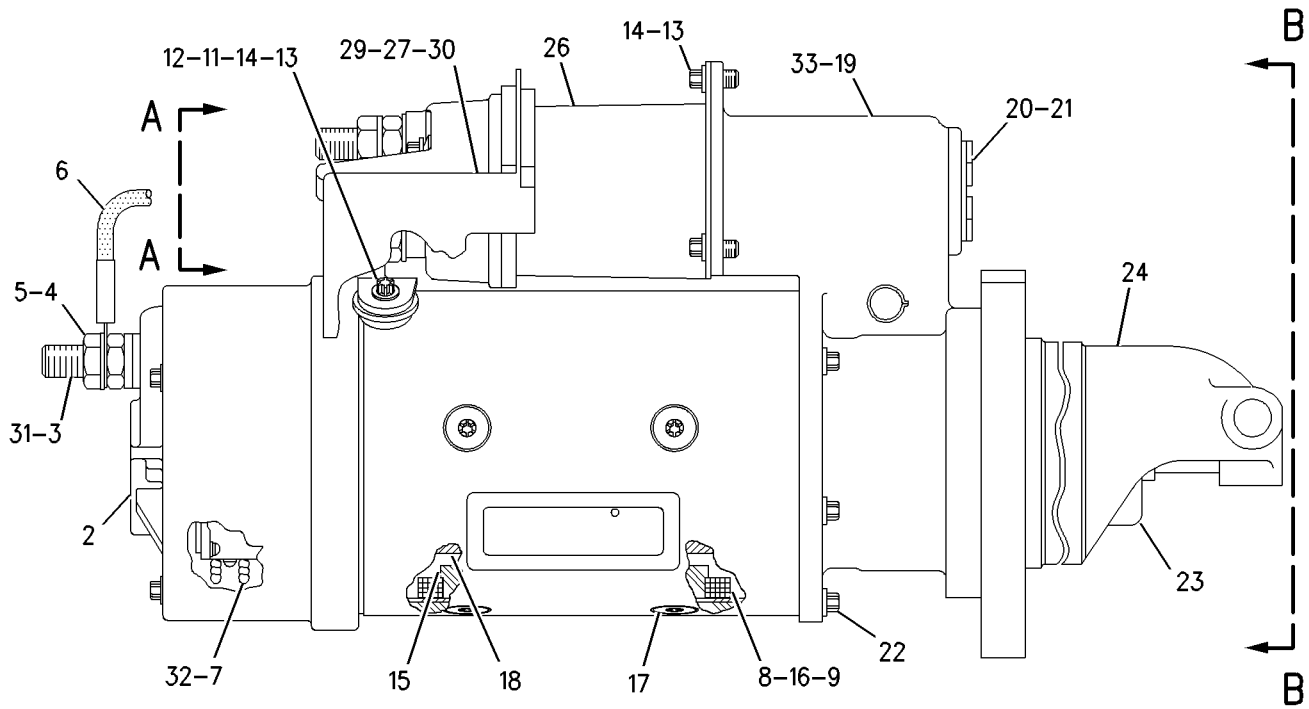
NOTE	REF NO	GRAPHIC REF	PART NUMBER	QTY	PART NAME						SEE PAGE
					1	2	3	4	5	6 (PRODUCT LEVEL)	
	1	1	3T-3434	6	PLUG						
	2	1	7T-3279	1	HOUSING AS						
	3	1	8T-8566	1	TERMINAL AS						
	4	1	6V-8188	4	NUT (1/2-13-THD)						
	5	1	7X-0562	4	WASHER-HARD (13.5X19X0.8-MM THK)						
	6	1	3T-3422	1	WIRE AS						
D		1	5P-5621		WIRE (12-GA) (0.3-M)						
	7	1	7T-3278	1	HOLDER AS-BRUSH						
	8	1	7T-3277	1	COIL AS-FIELD						
	9	1	7T-3454	1	INSULATOR						
	10	1	283-1107	1	KIT-CONNECTOR (STARTING MOTOR) (INCLUDES BOLT, TERMINALS & CONNECTORS)						
	11	1	7T-3451	1	KIT-INSULATOR (TERMINAL) (INCLUDES INSULATOR TERMINALS & GROMMET)						
	12	1	8T-8569	1	INSULATOR-TERMINAL						
	13	1	5S-7349	4	BOLT (1/4-20X0.5-IN)						
	14	1	8T-4205	4	WASHER-HARD (7.2X14.5X2-MM THK)						
	15	1	8H-1141	4	SHOE-POLE						
	16	1	1H-2629	2	STRIP-INSULATION						
	17	1	3R-8797	8	SCREW & WASHER AS (3/8-24X0.72-IN)						
	18	1	7T-3276	1	ARMATURE AS (24-VOLT)						
	19	1	7T-3973	1	HOUSING AS-LEVER						
	20	1	4M-1831	1	PLUG-LEVER HOUSING						
	21	1	7L-2894	1	GASKET						
	22	1	036-9823	5	BOLT (1/4-28X1-IN)						
	23	1	6N-3826	1	DRIVE AS-MOTOR						
	24	1	7T-3974	1	HOUSING AS-DRIVE						
	25	1	7X-3373	6	BOLT (5/16-18X0.88-IN)						
	26	1	250-8279	1	KIT-SOLENOID (24-VOLT) (INCLUDES SOLENOID AS, BOLT, COVER, NUTS & CONNECTORS)						
	27	1	6V-8378	3	NUT (10-32-THD)						
	28	1	8F-1434	2	LOCKWASHER						
	29	1	8T-0328	3	WASHER-HARD (5.5X10X1-MM THK)						
	30	1	9X-4824	1	COVER-STARTING MOTOR						
	31	1	8T-9884	1	KIT-INSULATOR (STARTING MOTOR) (INCLUDES INSULATORS AND BUSHING)						
	32	1	8C-3655	1	KIT-BRUSH (STARTING MOTOR) (INCLUDES BRUSH, SPRING, SCREW, SCREW AS, AND SEAL)						
	33	1	7T-3268	1	KIT-LEVER (STARTING MOTOR) (INCLUDES LEVER ASSEMBLIES, SEALS, NUT, GASKET, AND RETAINER)						
					AVAILABLE REPAIR KIT(S):						
			7T-3267	1	KIT-BUSHING (STARTING MOTOR) (INCLUDES BUSHINGS, WICKS, CUPS, SEALS, GASKET, WASHERS, SPACER, NUT, AND SCREW AS)						

D-ORDER BY THE METER

ELECTRICAL AND STARTING SYSTEM

200-6963 STARTING MOTOR GP-ELECTRIC (contd.)

i03157360



GRAPHIC #1

<END>

g00948396

ELECTRICAL AND STARTING SYSTEM

3E-0075 SWITCH GP-MAGNETIC-START RELAY 24-VOLT

PART OF 242-1595, 245-2962, 245-2963, 249-7816, 283-0118 WIRING GP-ENGINE
FIELD REPLACEMENT FOR 175-2324-PAGE 263, 175-2322-PAGE 262
ALSO AN ATTACHMENT

SMCS-7499

i02253874

NOTE	PART NUMBER	QTY	PART NAME						SEE PAGE
			1	2	3	4	5	6 (PRODUCT LEVEL)	
Y	175-2322	1	SWITCH GP-MAGNETIC						262
			-OR-						
Y	175-2324	1	SWITCH GP-MAGNETIC						263
Y-SEPARATE ILLUSTRATION									

<END>

3E-7278 SWITCH GP-MAGNETIC

S/N: C9A699-UP
12-VOLT

PART OF 242-1594, 245-2962, 279-5307 WIRING GP-ENGINE
FIELD REPLACEMENT FOR 175-2302-PAGE 260, 175-2303-PAGE 261
ALSO AN ATTACHMENT

SMCS-7499

i02779182

NOTE	PART NUMBER	QTY	PART NAME						SEE PAGE
			1	2	3	4	5	6 (PRODUCT LEVEL)	
Y	175-2302	1	SWITCH GP-MAGNETIC						260
			-OR-						
Y	175-2303	1	SWITCH GP-MAGNETIC						261
Y-SEPARATE ILLUSTRATION									

<END>

ELECTRICAL AND STARTING SYSTEM

175-2302 SWITCH GP-MAGNETIC

12-VOLT

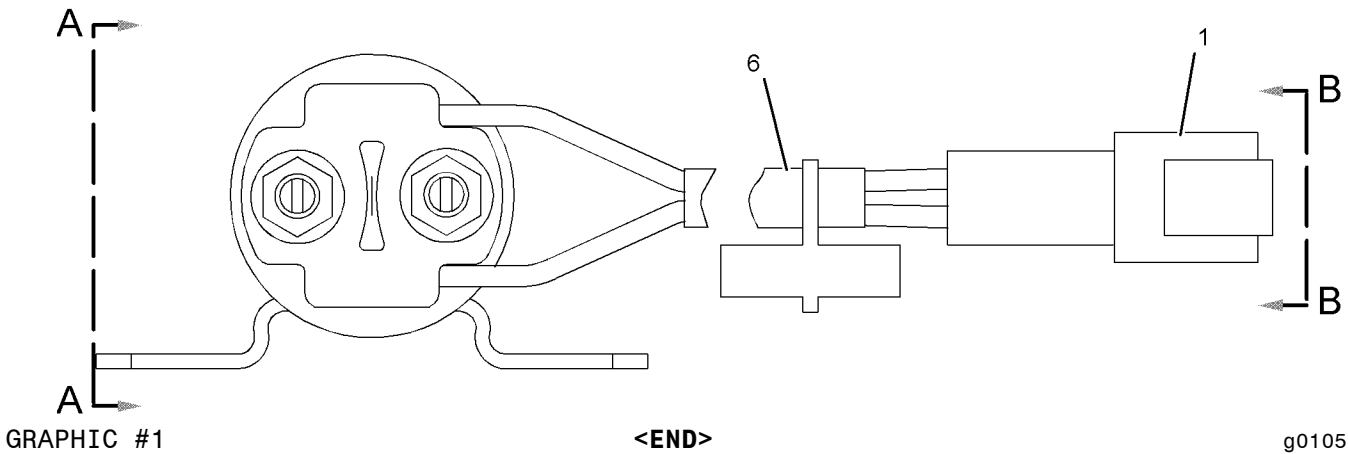
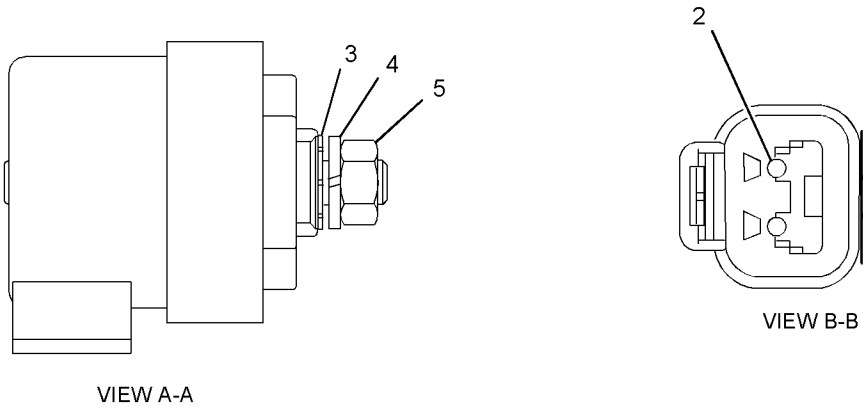
PART OF 3E-7278 SWITCH GP-MAGNETIC
FIELD REPLACEMENT ORDER 3E-7278-PAGE 259
ALSO AN ATTACHMENT

SMCS-7499

i02060330

NOTE	REF NO	GRAPHIC REF	PART NUMBER	QTY	PART NAME						SEE PAGE
					1	2	3	4	5	6 (PRODUCT LEVEL)	
	1	1	102-8802	1	KIT-RECEPTACLE (2-PIN)						
					(INCLUDES RECEPTACLE AS AND WEDGE)						
	2	1	186-3735	2	PIN-CONNECTOR (16-GA TO 18-GA)						
	3	1	1H-3338	2	LOCKWASHER (EXTERNAL TOOTH)						
	4	1	012-0380	2	LOCKWASHER						
M	5	1	5C-2890	2	NUT (M6X1-THD)						
E	6	1	9X-1813		SLEEVE (16-CM)						

E-ORDER BY THE CENTIMETER
M-METRIC PART



GRAPHIC #1

g01058028

ELECTRICAL AND STARTING SYSTEM

175-2303 SWITCH GP-MAGNETIC

12-VOLT

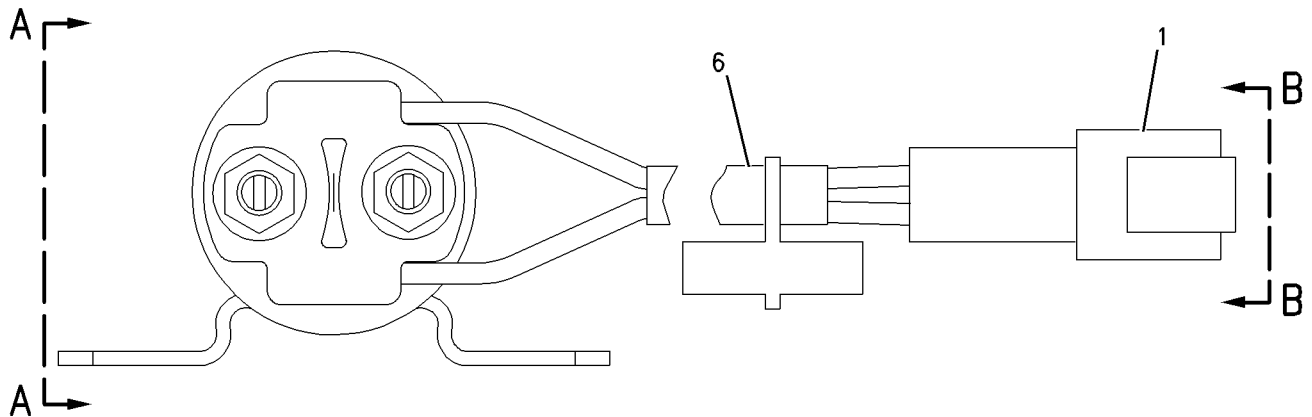
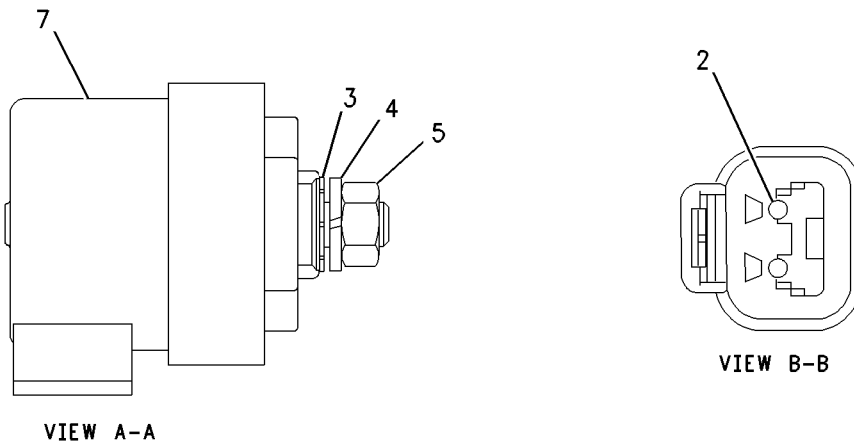
PART OF 3E-7278 SWITCH GP-MAGNETIC
FIELD REPLACEMENT ORDER 3E-7278-PAGE 259
ALSO AN ATTACHMENT

SMCS-7499

i02136020

NOTE	REF NO	GRAPHIC REF	PART NUMBER	QTY	PART NAME						SEE PAGE
					1	2	3	4	5	6 (PRODUCT LEVEL)	
	1	1	102-8802	1	KIT-RECEPTACLE (2-PIN)						
					(INCLUDES RECEPTACLE AS AND WEDGE)						
	2	1	186-3735	2	PIN-CONNECTOR (16-GA TO 18-GA)						
	3	1	1H-3338	2	LOCKWASHER (EXTERNAL TOOTH)						
	4	1	012-0380	2	LOCKWASHER						
M	5	1	5C-2890	2	NUT (M6X1-THD)						
E	6	1	9X-1813		SLEEVE (16CM)						
	7	1	3E-7276	1	SWITCH AS-MAGNETIC (12-VOLT) (START RELAY)						

E-ORDER BY THE CENTIMETER
M-METRIC PART



GRAPHIC #1

<END>

g00949687

ELECTRICAL AND STARTING SYSTEM

175-2322 SWITCH GP-MAGNETIC-START RELAY

S/N: C9A1-698

24-VOLT

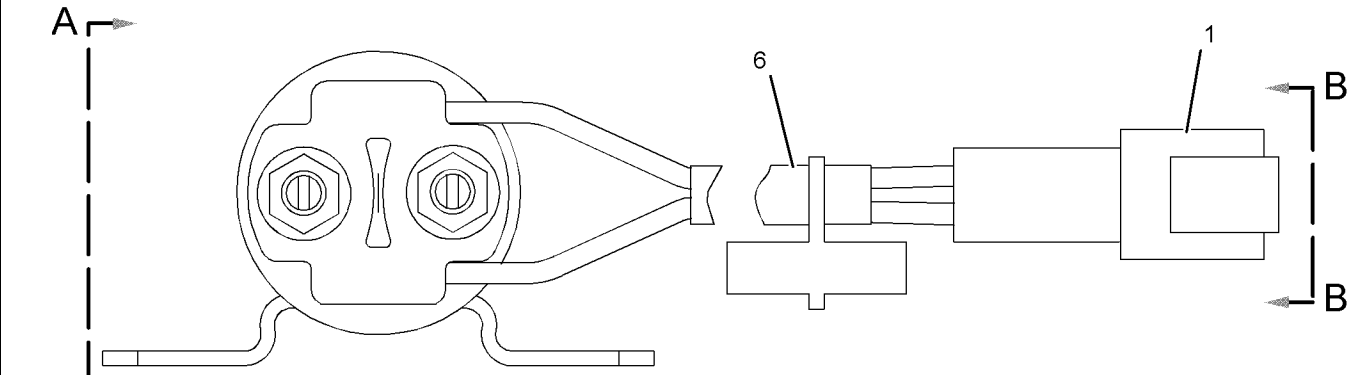
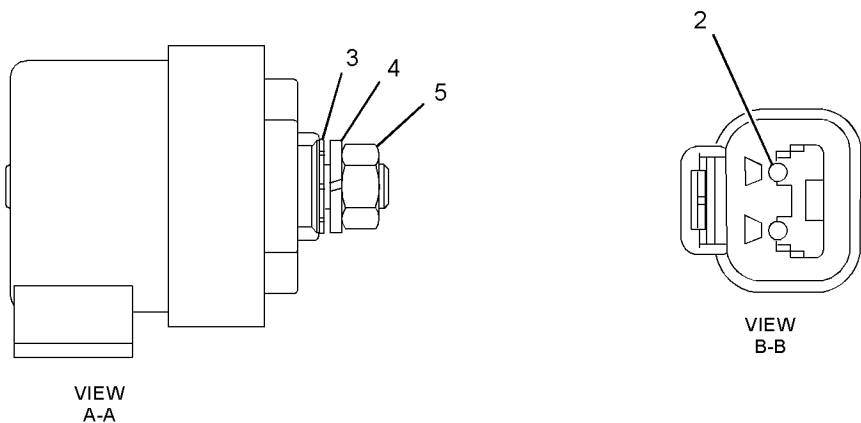
PART OF 3E-0075 SWITCH GP-MAGNETIC
FIELD REPLACEMENT ORDER 3E-0075-PAGE 259
ALSO AN ATTACHMENT

SMCS-7499

i02064478

NOTE	REF NO	GRAPHIC REF	PART NUMBER	QTY	PART NAME						SEE PAGE
					1	2	3	4	5	6 (PRODUCT LEVEL)	
	1	1	102-8802	1	KIT-RECEPTACLE (2-PIN)						
					(INCLUDES RECEPTACLE AS AND WEDGE)						
	2	1	186-3735	2	PIN-CONNECTOR (16-GA TO 18-GA)						
	3	1	1H-3338	2	LOCKWASHER (EXTERNAL TOOTH)						
	4	1	012-0380	2	LOCKWASHER						
M	5	1	5C-2890	2	NUT (M6X1-THD)						
E	6	1	9X-1813		SLEEVE (16-CM)						

E-ORDER BY THE CENTIMETER
M-METRIC PART



GRAPHIC #1

<END>

g01057972

ELECTRICAL AND STARTING SYSTEM

175-2324 SWITCH GP-MAGNETIC-START RELAY

S/N: C9A1-698

24-VOLT

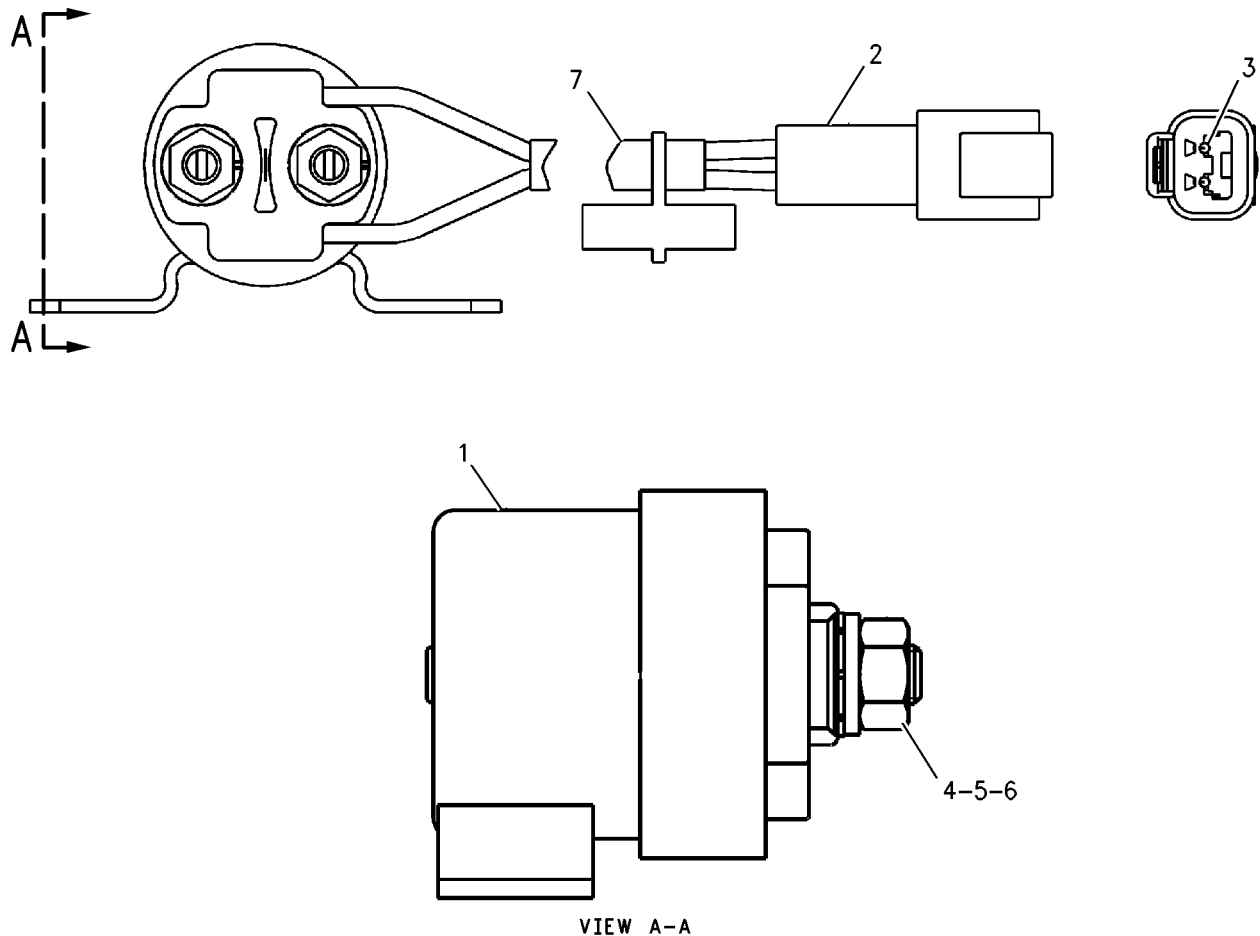
PART OF 3E-0075 SWITCH GP-MAGNETIC
FIELD REPLACEMENT ORDER 3E-0075-PAGE 259
ALSO AN ATTACHMENT

SMCS-7499

i02580793

NOTE	REF NO	GRAPHIC REF	PART NUMBER	QTY	PART NAME						SEE PAGE
					1	2	3	4	5	6 (PRODUCT LEVEL)	
	1	1	3E-7277	1	SWITCH AS-MAGNETIC (24-VOLT)						
	2	1	102-8802	1	KIT-RECEPTACLE (2-PIN) (INCLUDES RECEPTACLE AS AND WEDGE)						
	3	1	186-3735	2	PIN-CONNECTOR (16-GA TO 18-GA)						
	4	1	1H-3338	2	LOCKWASHER (EXTERNAL TOOTH)						
	5	1	012-0380	2	LOCKWASHER						
M	6	1	5C-2890	2	NUT (M6X1-THD)						
E	7	1	9X-1813		SLEEVE (16-CM)						

E-ORDER BY THE CENTIMETER
M-METRIC PART



GRAPHIC #1

<END>

g00985960

ELECTRICAL AND STARTING SYSTEM

212-7766 SWITCH GP-MAGNETIC-AIR INLET HEATER

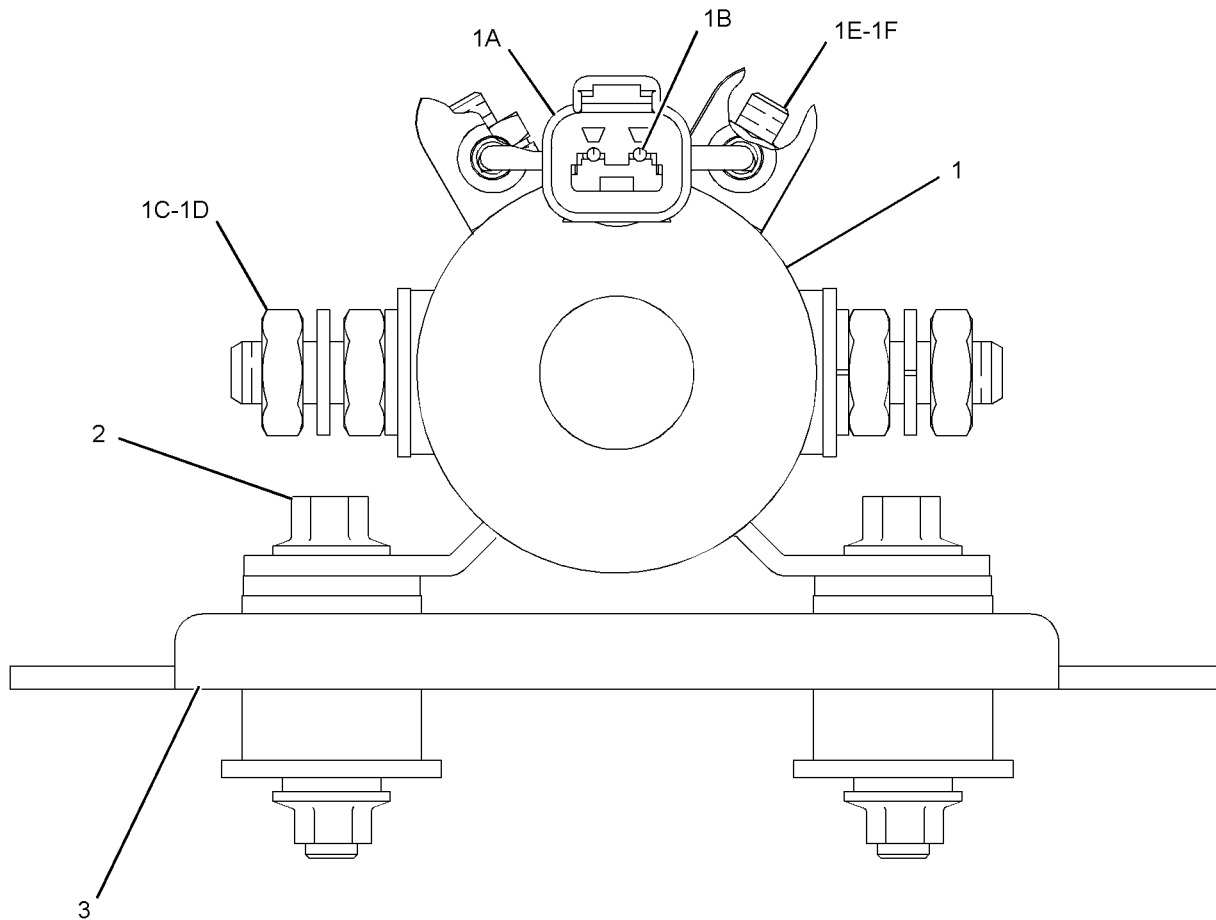
12-VOLT

PART OF 242-1594, 279-0100 WIRING GP-ENGINE
AN ATTACHMENT

SMCS-7499

i02703715

NOTE	REF NO	GRAPHIC REF	PART NUMBER	QTY	PART NAME						SEE PAGE
					1	2	3	4	5	6 (PRODUCT LEVEL)	
	1	1	209-5581	1	SWITCH GP-MAGNETIC (12-VOLT) (AIR INLET HEATER)						
	1A	1	102-8802	1	KIT-RECEPTACLE (2-PIN) (INCLUDES RECEPTACLE AS AND WEDGE)						
	1B	1	186-3735	2	PIN-CONNECTOR (16-GA TO 18-GA)						
	1C	1	3F-9556	2	LOCKWASHER						
	1D	1	6V-8186	2	NUT-FULL (5/16-24-THD)						
	1E	1	6V-8378	2	NUT (10-32-THD)						
	1F	1	8F-1434	2	LOCKWASHER						
	2	1	208-9277	2	BOLT-FLANGE HEAD (M8X1X25-MM)						
	3	1	283-1226	1	BRACKET AS						



GRAPHIC #1

<END>

g01356437

ELECTRICAL AND STARTING SYSTEM

223-4453 SWITCH GP-MAGNETIC-STARTING AID HEATER RELAY

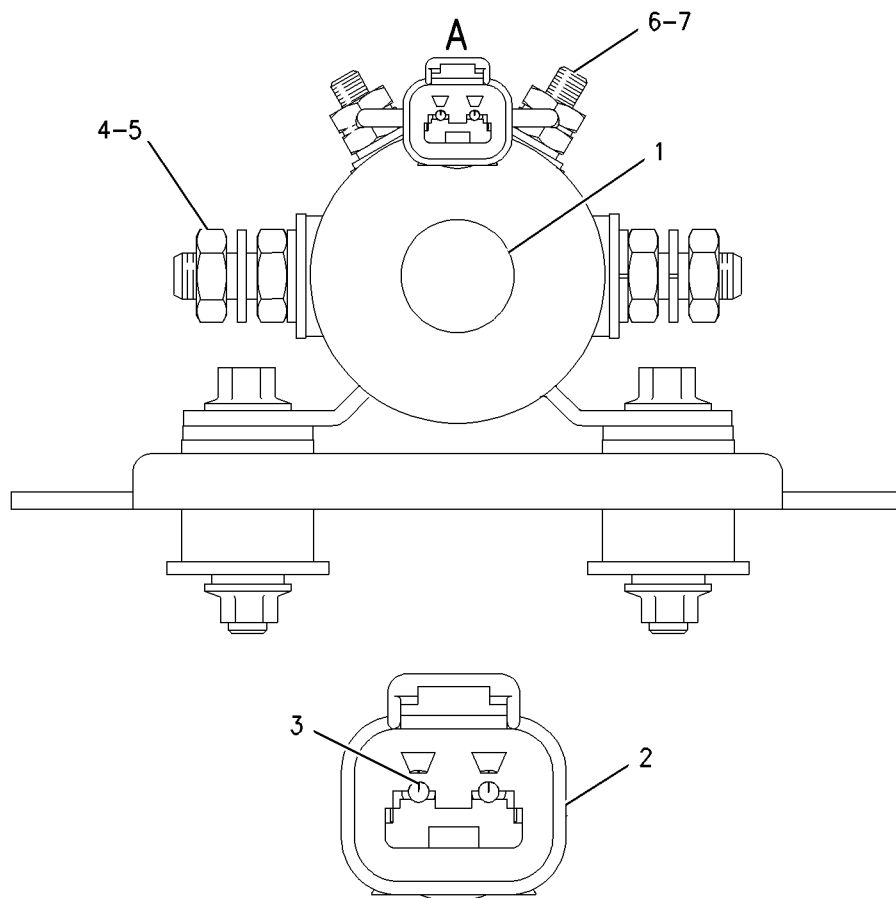
24-VOLT

PART OF 242-1595, 279-0101 WIRING GP-ENGINE
AN ATTACHMENT

SMCS-7499

i02522358

NOTE	REF NO	GRAPHIC REF	PART NUMBER	QTY	PART NAME						SEE PAGE
					1	2	3	4	5	6 (PRODUCT LEVEL)	
	1	1	209-5582	1	SWITCH GP-MAGNETIC (24-VOLT) (AIR INLET HEATER RELAY)						
	2	1	102-8802	1	KIT-RECEPTACLE (2-PIN) (INCLUDES RECEPTACLE AS AND WEDGE)						
	3	1	186-3735	2	PIN-CONNECTOR (16-GA TO 18-GA)						
	4	1	3F-9556	2	LOCKWASHER						
	5	1	6V-8186	2	NUT-FULL (5/16-24-THD)						
	6	1	6V-8378	2	NUT (10-32-THD)						
	7	1	8F-1434	2	LOCKWASHER						



VIEW OF AREA A

GRAPHIC #1

<END>

g00921149

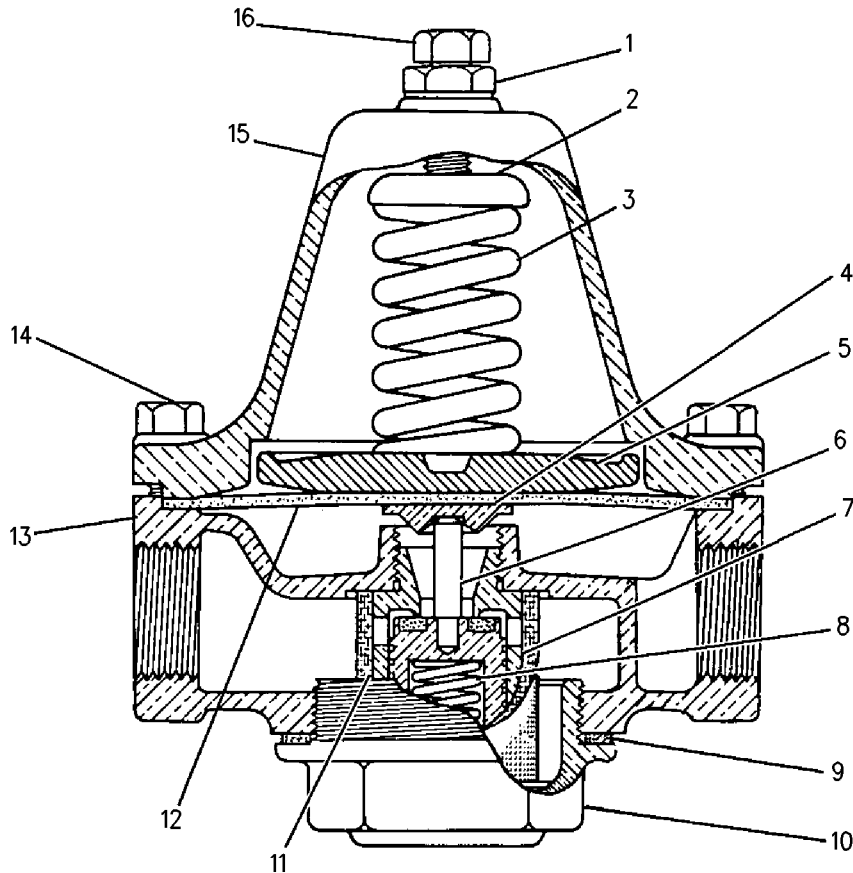
ELECTRICAL AND STARTING SYSTEM

1L-5011 VALVE GP-AIR STARTING AN ATTACHMENT

SMCS-1462

i02897165

NOTE	REF NO	GRAPHIC REF	PART NUMBER	QTY	PART NAME						SEE PAGE
					1	2	3	4	5	6 (PRODUCT LEVEL)	
	1	1	1L-9048	1	NUT-PLATED JAM (7/16-14-THD)						
	2	1	1H-9569	1	BUTTON-SPRING						
	3	1	1L-9049	1	SPRING-PRESSURE						
	4	1	1L-9060	1	BUTTON						
	5	1	1H-9572	1	PLATE-PRESSURE						
	6	1	1L-9064	1	PISTON AS						
	7	1	7L-8705	1	CYLINDER						
	8	1	1L-9067	1	SPRING-PISTON						
	9	1	1H-9580	1	GASKET-PLUG						
	10	1	1L-9069	1	PLUG AS						
	11	1	1L-9066	1	SCREEN-STRAINER (AIR STARTING VALVE)						
	12	1	1L-9063	1	DIAPHRAGM						
	13	1	1L-9068	1	BODY-VALVE						
			1L-9062	6	BOLT (3/8-24X1.5-IN)						
	14	1	1L-9061	6	NUT-PLATED FULL (3/8-24-THD)						
			1L-9059	1	HOUSING-SPRING						
	16	1	0T-0320	1	BOLT (7/16-14X1.25-IN)						



GRAPHIC #1

<END>

g00741516

ELECTRICAL AND STARTING SYSTEM

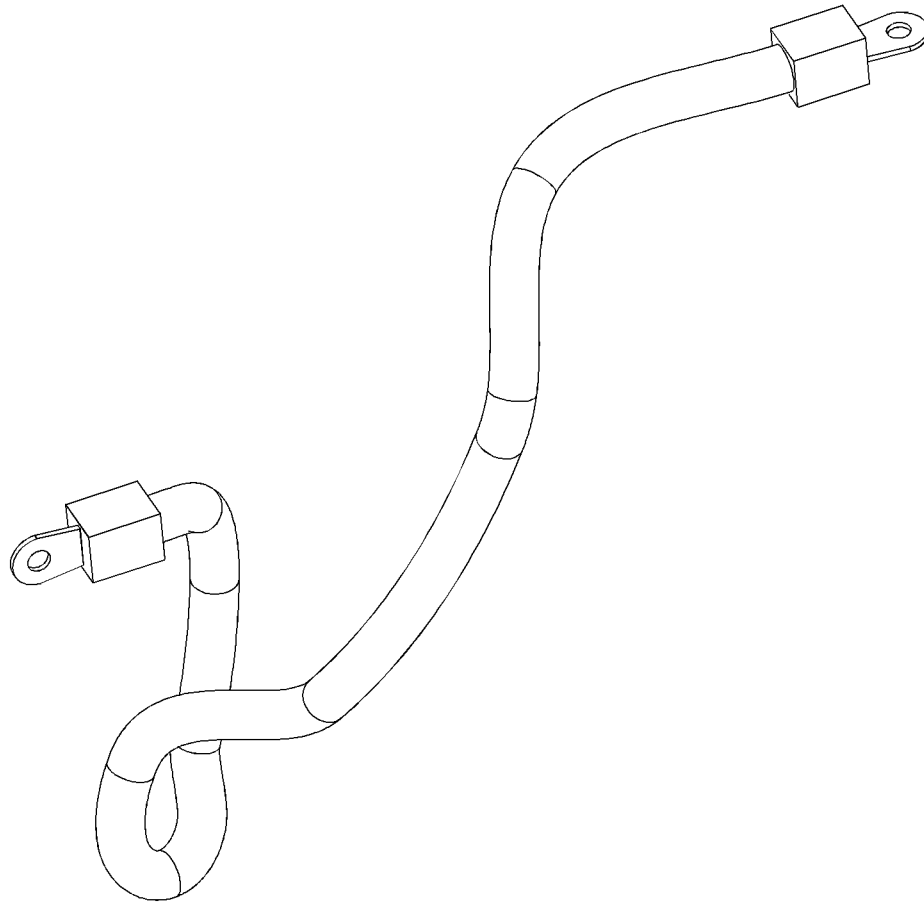
278-3391 WIRE AS

AIR STARTING MOTOR
AN ATTACHMENT

SMCS-1408

i03598847

NOTE	REF NO	GRAPHIC REF	PART NUMBER	QTY	PART NAME						SEE PAGE
					1	2	3	4	5	6 (PRODUCT LEVEL)	
NO SERVICED PARTS											



GRAPHIC #1

<END>

g01881494

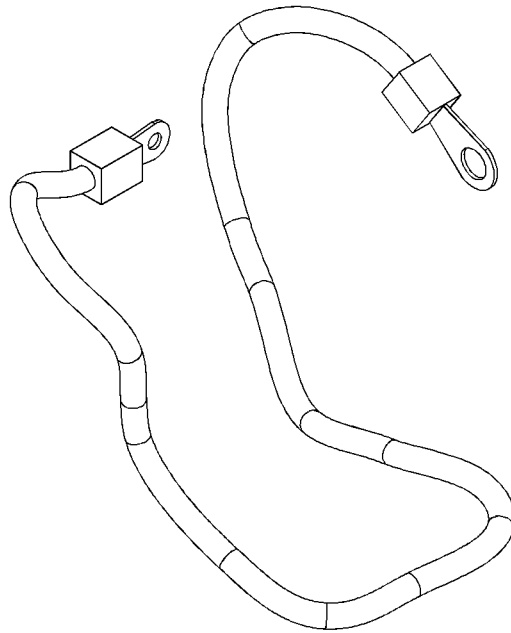
ELECTRICAL AND STARTING SYSTEM

283-7544 WIRE AS ALTERNATOR, STARTING MOTOR AN ATTACHMENT

SMCS-1408

i03598780

NOTE	REF NO	GRAPHIC REF	PART NUMBER	QTY	PART NAME	SEE PAGE
					1 2 3 4 5 6 (PRODUCT LEVEL)	
NO SERVICED PARTS						



GRAPHIC #1

<END>

g01881553

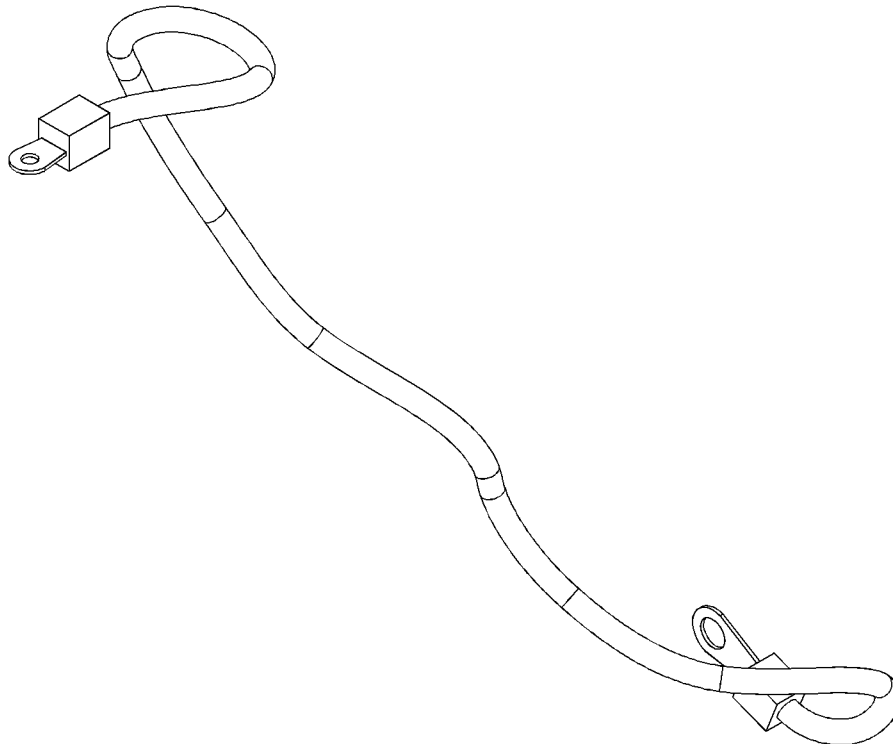
ELECTRICAL AND STARTING SYSTEM

283-7546 WIRE AS ALTERNATOR, STARTING MOTOR AN ATTACHMENT

SMCS-1408

i03598778

NOTE	REF NO	GRAPHIC REF	PART NUMBER	QTY	PART NAME						SEE PAGE
					1	2	3	4	5	6 (PRODUCT LEVEL)	
NO SERVICED PARTS											



GRAPHIC #1

<END>

g01881574

ELECTRICAL AND STARTING SYSTEM

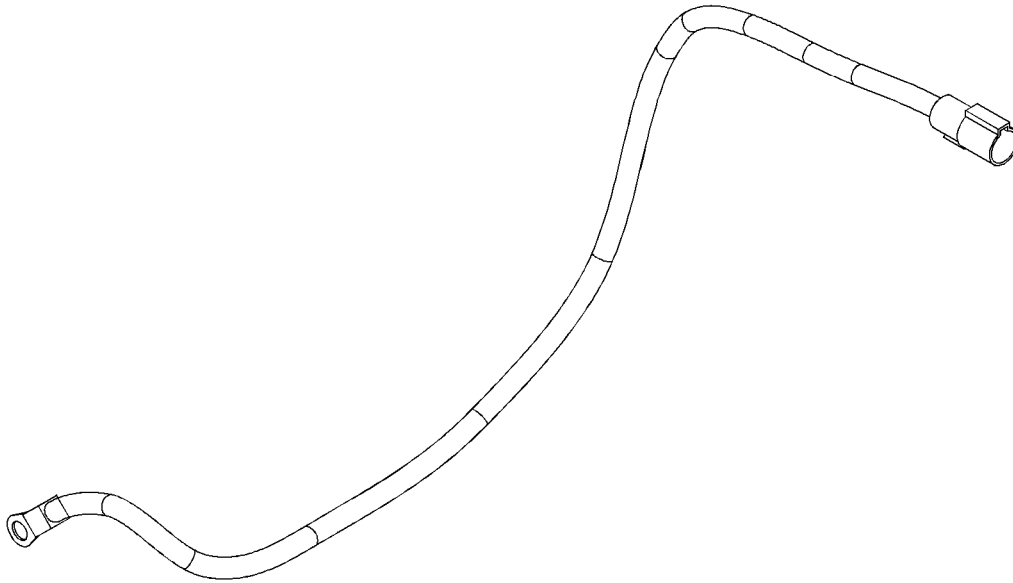
283-7553 WIRE AS

12-VOLT, 24-VOLT, AIR STARTING MOTOR
AN ATTACHMENT

SMCS-1408

i03598776

NOTE	REF NO	GRAPHIC REF	PART NUMBER	QTY	PART NAME						SEE PAGE
					1	2	3	4	5	6 (PRODUCT LEVEL)	
NO SERVICED PARTS											



GRAPHIC #1

<END>

g01881613

ELECTRICAL AND STARTING SYSTEM

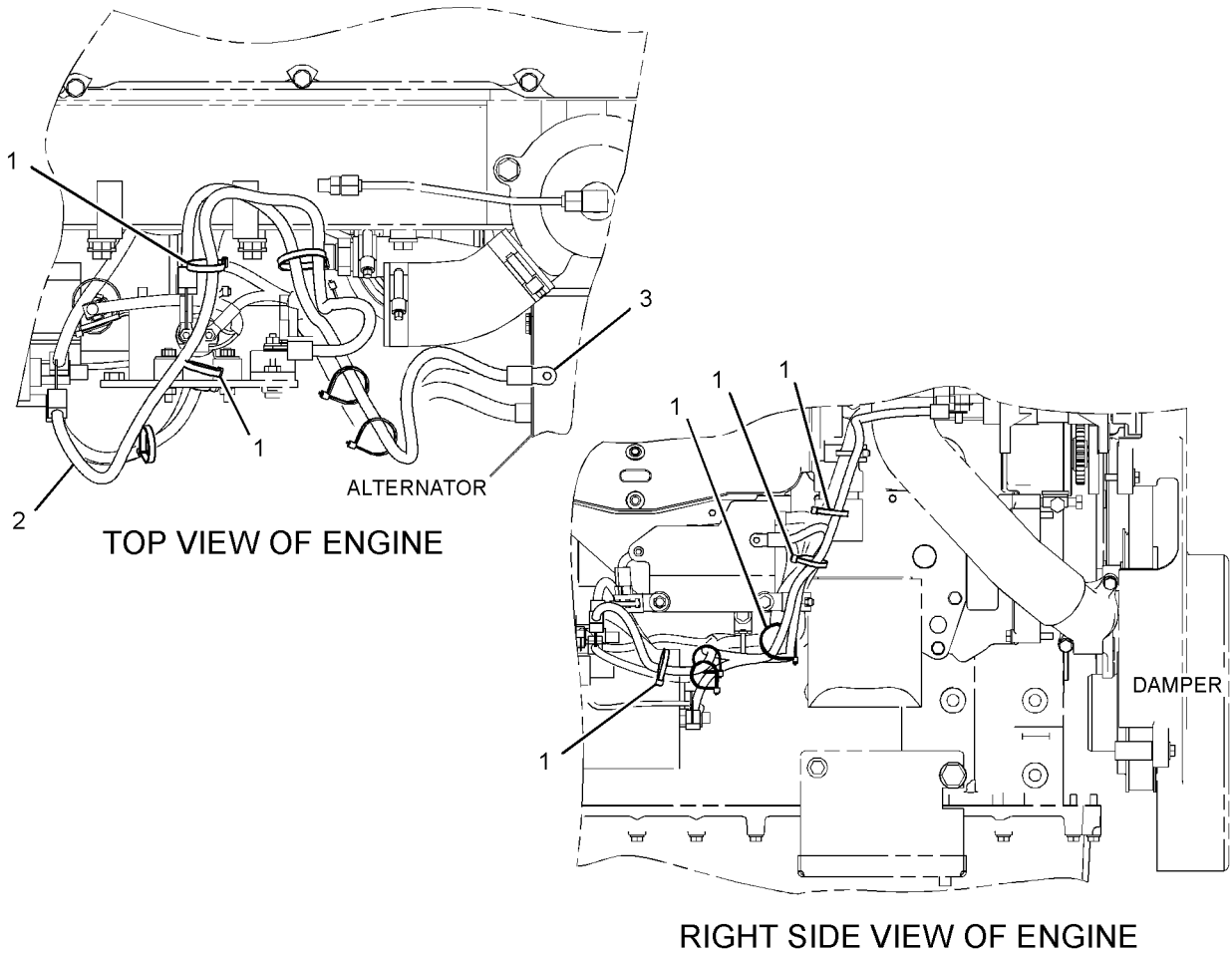
306-7642 WIRING GP-ALTERNATOR

AN ATTACHMENT

SMCS-1405, 1408

i02754706

NOTE	REF NO	GRAPHIC REF	PART NUMBER	QTY	PART NAME						SEE PAGE
					1	2	3	4	5	6 (PRODUCT LEVEL)	
	1	1	3S-2093	6	STRAP-CABLE						
	2	1	283-7544	1	WIRE AS (MARINE ALTERNATOR, STARTER)						
	3	1	283-7546	1	WIRE AS (MARINE ALTERNATOR, STARTER)						



GRAPHIC #1

<END>

g01383442

ELECTRICAL AND STARTING SYSTEM

242-1594 WIRING GP-ENGINE

12 VOLT

FOR USE WITH AIR INLET HEATER. CANNOT BE USED WITH 242-1595-PAGE 279

AN ATTACHMENT

TYPE 1

SMCS-1000, 1408

i02779185

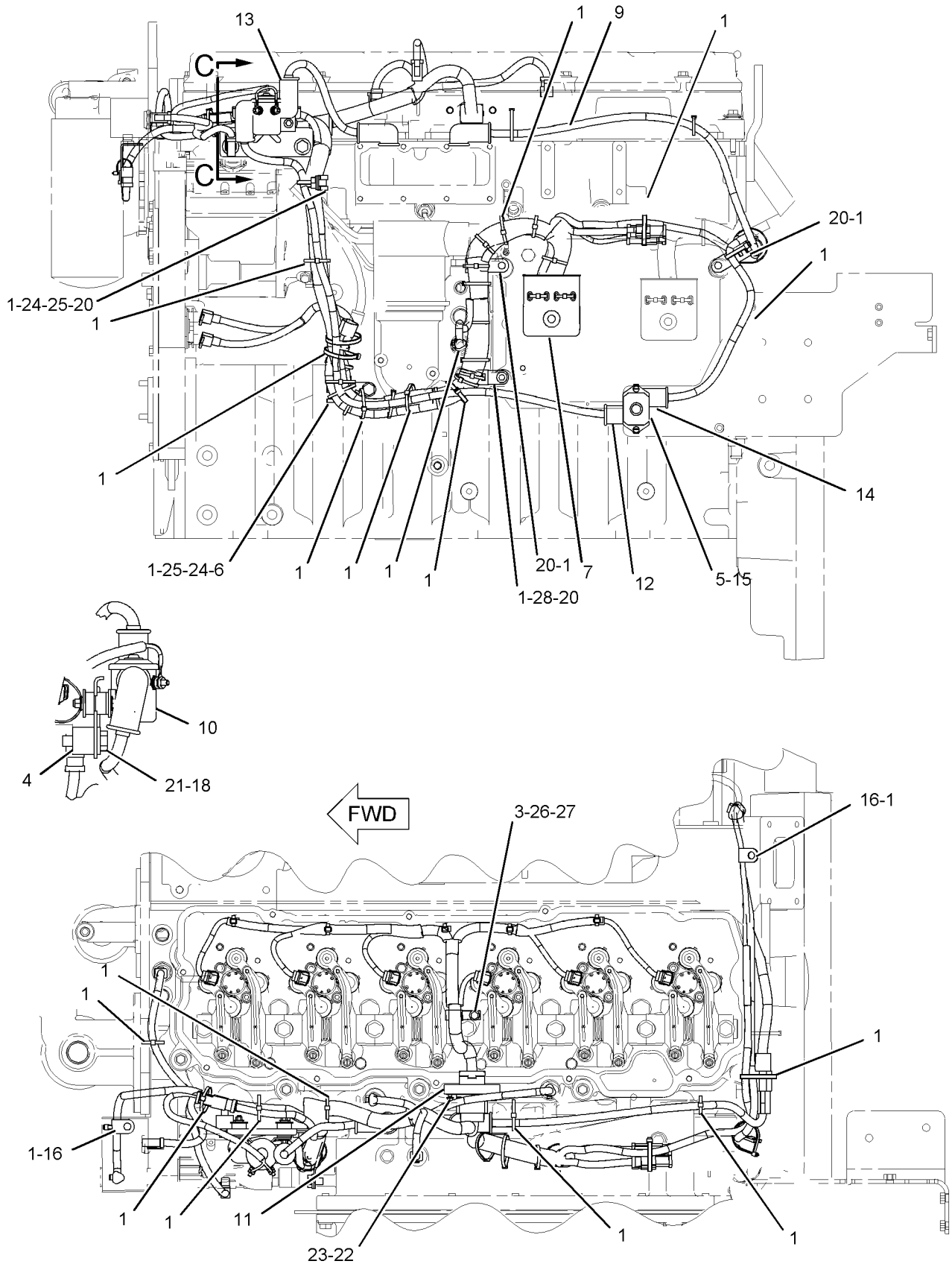
NOTE	REF NO	GRAPHIC REF	PART NUMBER	QTY	PART NAME						SEE PAGE
					1	2	3	4	5	6 (PRODUCT LEVEL)	
	1	1,2	3S-2093	25	STRAP-CABLE						
	2	2	7P-7913	2	MOUNT						
	3	1	9X-2332	1	CLIP						
	4	1	101-3120	2	SPACER (10.5X25X20-MM THK)						
	5	1,2	171-2213	2	CIRCUIT BREAKER AS (135-AMPERE) (EACH INCLUDES)						
		1,2	253-2111	2	LOCKWASHER						
		1,2	6V-8187	2	NUT (1/4-28-THD)						
		1,2	8T-4205	2	WASHER-HARD (7.2X14.5X2-MM THK)						
	6	1	178-1780	1	CLIP						
	7	1	246-4954	1	HARNESS AS-ENGINE						
		1	102-8802	3	KIT-RECEPTACLE (2-PIN) (EACH INCLUDES RECEPTACLE AS AND WEDGE)						
		1	102-8803	2	KIT-RECEPTACLE (3-PIN) (EACH INCLUDES RECEPTACLE AS AND WEDGE)						
		1	3S-2093	16	STRAP-CABLE						
		1	8T-8737	51	PLUG-SEAL						
		1	100-3320	1	PLUG AS-CONNECTOR (2-PIN)						
		1	126-5011	1	SEAL-CONNECTOR						
		1	111-2416	1	PLUG AS-CONNECTOR (2-PIN)						
		1	126-5011	1	SEAL-CONNECTOR						
		1	155-2270	7	KIT-CONNECTING PLUG (2-PIN) (EACH INCLUDES PLUG AS AND WEDGE)						
		1	160-7690	1	PLUG AS-CONNECTOR (70-PIN)						
		1	159-9322	1	SEAL-O-RING						
		1	155-2260	5	KIT-CONNECTING PLUG (3-PIN) (EACH INCLUDES PLUG AS AND WEDGE)						
	8	2	201-7180	1	HARNESS AS-WIRING (STARTING MOTOR)						
		2	3S-2093	2	STRAP-CABLE						
		2	127-5484	1	RECEPTACLE AS-CONNECTOR (1-PIN)						
	9	1	205-3729	1	WIRE AS						
Y	10	1	212-7766	1	SWITCH GP-MAGNETIC (12-VOLT) (AIR INLET HEATER)						264
	11	1	215-3249	1	HARNESS AS-ENGINE (UNIT INJECTOR)						
		1	3S-2093	5	STRAP-CABLE						
	12	1	224-1374	1	WIRE AS						
	13	1	224-1377	1	WIRE AS						
	14	1	224-1378	1	WIRE AS						
	15	1,2	033-4814	4	SCREW (10-32X1-IN)						
	16	1,2	132-5789	3	CLIP						
	17	2	1H-3338	4	LOCKWASHER (EXTERNAL TOOTH)						
	18	1	3E-4353	2	WASHER-HARD (11X25X3-MM THK)						
Y	19	2	3E-7278	1	SWITCH GP-MAGNETIC (STARTER RELAY)						259
	20	1,2	4P-7581	5	CLIP						
M	21	1	6V-3822	2	BOLT (M10X1.5X35-MM)						
M	22	1	7I-2272	2	BOLT (M5X0.8X12-MM)						
	23	1	8T-0328	2	WASHER-HARD (5.5X10X1-MM THK)						
	24	1	8T-4121	2	WASHER-HARD (11X21X2.5-MM THK)						
M	25	1	8T-4191	2	BOLT (M10X1.5X16-MM)						
	26	1	8T-4205	1	WASHER-HARD (7.2X14.5X2-MM THK)						
M	27	1	8T-5451	1	BOLT (M6X1X12-MM)						
	28	1	9M-1974	1	WASHER-HARD (8.8X16X2-MM THK)						
	29	2	9S-8750	4	NUT-FULL (1/4-20-THD)						

ELECTRICAL AND STARTING SYSTEM

242-1594 WIRING GP-ENGINE (contd.)

i02779185

M-METRIC PART
Y-SEPARATE ILLUSTRATION



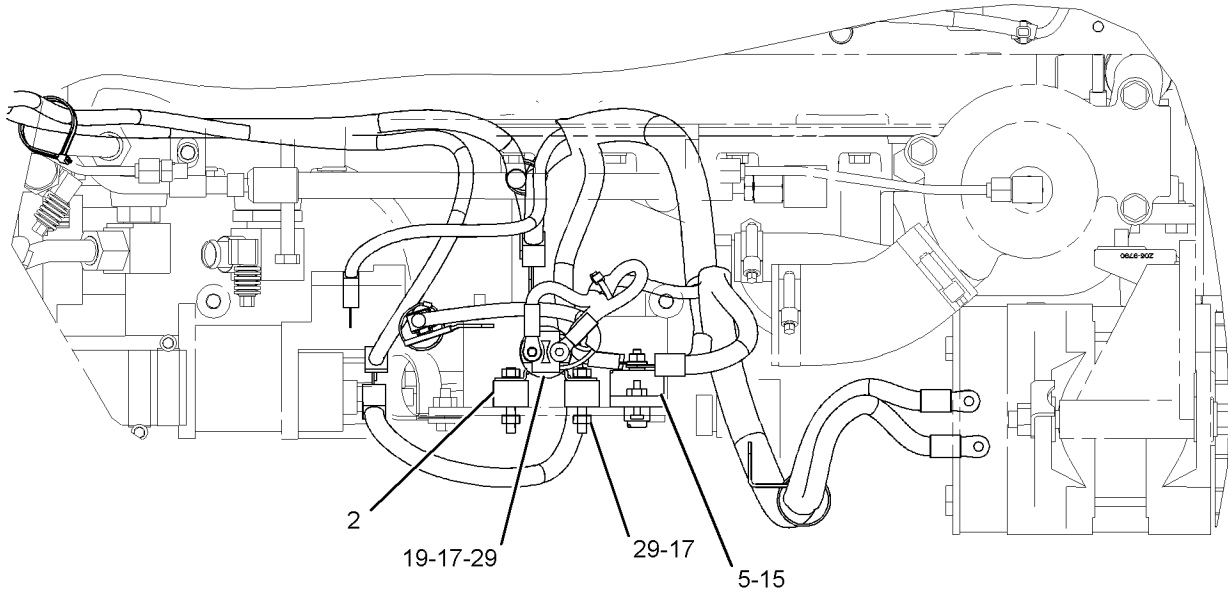
GRAPHIC #1

g01038874

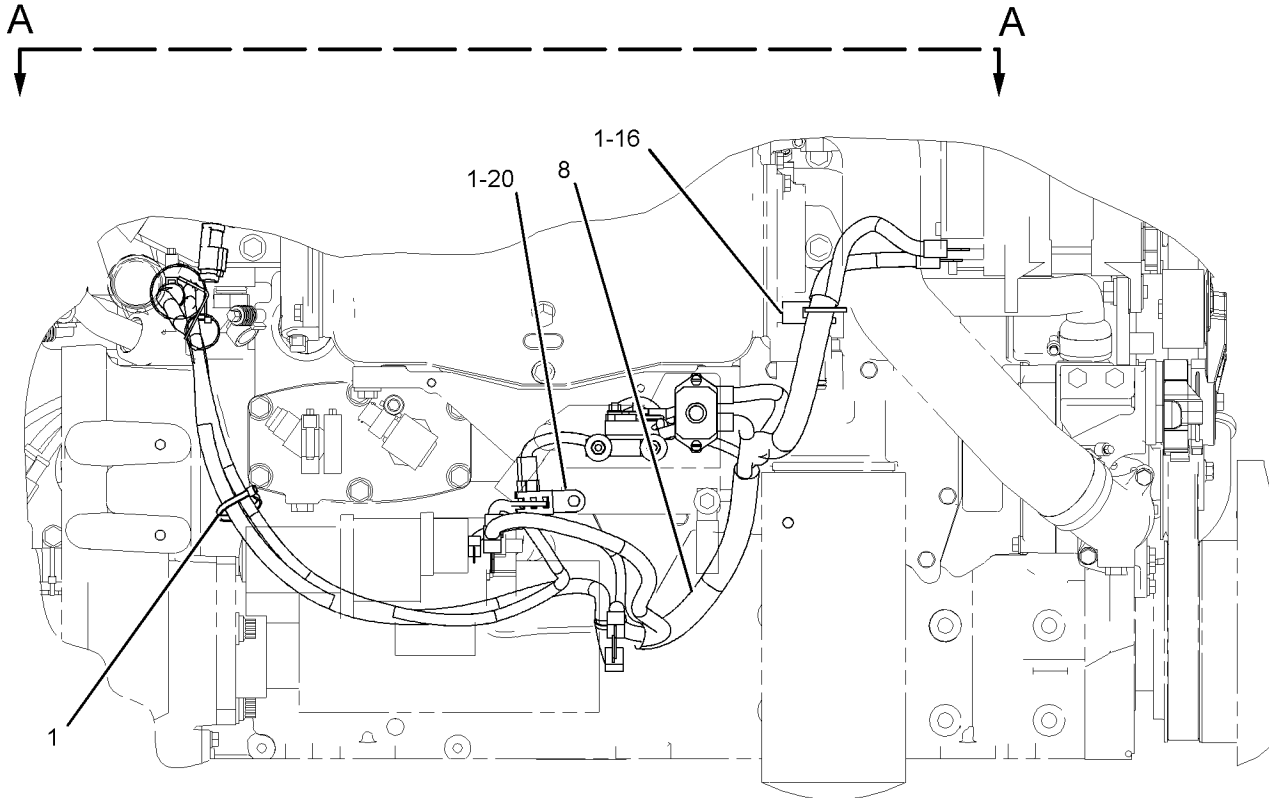
ELECTRICAL AND STARTING SYSTEM

242-1594 WIRING GP-ENGINE (contd.)

i02779185



VIEW A-A



RIGHT SIDE VIEW

<END>

GRAPHIC #2

g01033049

ELECTRICAL AND STARTING SYSTEM

242-1594 WIRING GP-ENGINE

12 VOLT

FOR USE WITH AIR INLET HEATER. CANNOT BE USED WITH 242-1595-PAGE 279

AN ATTACHMENT

TYPE 2

SMCS-1000, 1408

i02779189

NOTE	REF NO	GRAPHIC REF	PART NUMBER	QTY	PART NAME						SEE PAGE
					1	2	3	4	5	6 (PRODUCT LEVEL)	
	1	1,2	3S-2093	25	STRAP-CABLE						
	2	2	7P-7913	2	MOUNT						
	3	1	9X-2332	1	CLIP						
	4	1	101-3120	2	SPACER (10.5X25X20-MM THK)						
	5	1,2	171-2213	2	CIRCUIT BREAKER AS (135-AMPERE)						
					(EACH INCLUDES)						
		1,2	253-2111	2	LOCKWASHER						
		1,2	6V-8187	2	NUT (1/4-28-THD)						
		1,2	8T-4205	2	WASHER-HARD (7.2X14.5X2-MM THK)						
	6	1	178-1780	1	CLIP						
C	7	1	293-5393	1	HARNESS AS-SENSOR						
		1	102-8802	3	KIT-RECEPTACLE (2-PIN)						
					(EACH KIT INCLUDES RECEPTACLE AS & WEDGE)						
		1	102-8803	2	KIT-RECEPTACLE (3-PIN)						
					(EACH KIT INCLUDES RECEPTACLE AS & WEDGE)						
		1	3S-2093	2	STRAP-CABLE						
		1	100-3320	1	PLUG AS-CONNECTOR (2-PIN)						
		1	126-5011	1	SEAL-CONNECTOR						
		1	111-2416	1	PLUG AS-CONNECTOR (2-PIN)						
		1	126-5011	1	SEAL-CONNECTOR						
		1	126-1774	1	COVER-CONNECTOR						
		1	155-2270	7	KIT-CONNECTING PLUG (2-PIN)						
					(EACH KIT INCLUDES RECEPTACLE AS & PLUG)						
		1	160-7690	1	PLUG AS-CONNECTOR (70-PIN)						
		1	159-9322	1	SEAL-O-RING						
		1	155-2260	5	KIT-CONNECTING PLUG (3-PIN)						
					(EACH KIT INCLUDES RECEPTACLE AS & PLUG)						
		1	172-6062	1	PLUG AS-CONNECTOR (18-PIN)						
	8	2	201-7180	1	HARNESS AS-WIRING (STARTING MOTOR)						
		2	3S-2093	2	STRAP-CABLE						
		2	127-5484	1	RECEPTACLE AS-CONNECTOR (1-PIN)						
	9	1	205-3729	1	WIRE AS						
Y	10	1	212-7766	1	SWITCH GP-MAGNETIC (12-VOLT) (AIR INLET HEATER)						264
	11	1	215-3249	1	HARNESS AS-ENGINE (UNIT INJECTOR)						
		2	191-7823	1	RECEPTACLE AS						
		1	3S-2093	5	STRAP-CABLE						
	12	1	224-1374	1	WIRE AS						
	13	1	224-1377	1	WIRE AS						
	14	1	224-1378	1	WIRE AS						
	15	1,2	033-4814	4	SCREW (10-32X1-IN)						
	16	1,2	132-5789	3	CLIP						
	17	2	1H-3338	4	LOCKWASHER (EXTERNAL TOOTH)						
	18	1	3E-4353	2	WASHER-HARD (11X25X3-MM THK)						
Y	19	2	3E-7278	1	SWITCH GP-MAGNETIC (STARTER RELAY)						259
	20	1,2	4P-7581	5	CLIP						
M	21	1	6V-3822	2	BOLT (M10X1.5X35-MM)						
M	22	1	7I-2272	2	BOLT (M5X0.8X12-MM)						
	23	1	8T-0328	2	WASHER-HARD (5.5X10X1-MM THK)						
C	24	1	8T-4121	1	WASHER-HARD (11X21X2.5-MM THK)						
CM	25	1	8T-4191	1	BOLT (M10X1.5X16-MM)						
	26	1	8T-4205	1	WASHER-HARD (7.2X14.5X2-MM THK)						
M	27	1	8T-5451	1	BOLT (M6X1X12-MM)						
	29	2	9S-8750	4	NUT-FULL (1/4-20-THD)						

ELECTRICAL AND STARTING SYSTEM

242-1594 WIRING GP-ENGINE (contd.)

i02779189

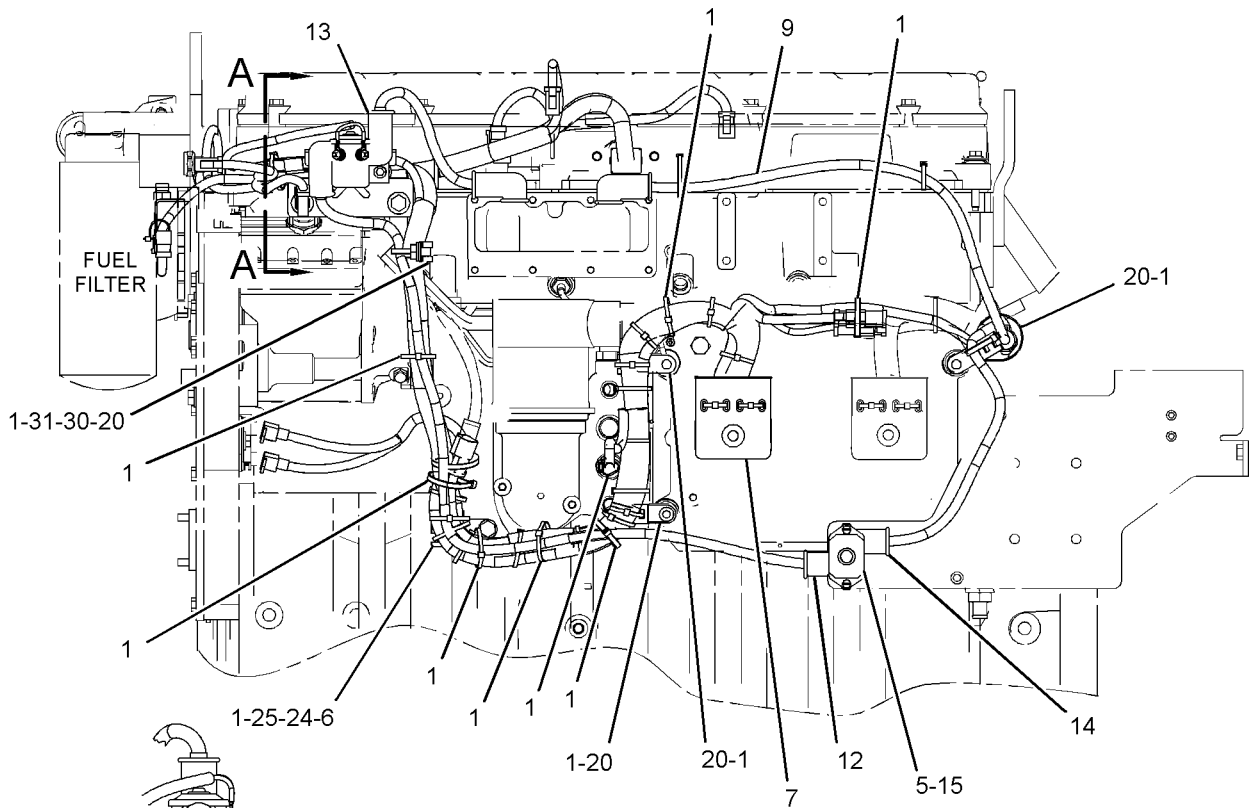
NOTE	REF NO	GRAPHIC REF	PART NUMBER	QTY	PART NAME	SEE PAGE
					1 2 3 4 5 6 (PRODUCT LEVEL)	
CM	30	1	8T-4200	1	BOLT (M8X1.25X16-MM)	
C	31	1	8T-4224	2	WASHER-HARD (8.8X16X2-MM THK)	

C-CHANGE FROM PREVIOUS TYPE
M-METRIC PART
Y-SEPARATE ILLUSTRATION

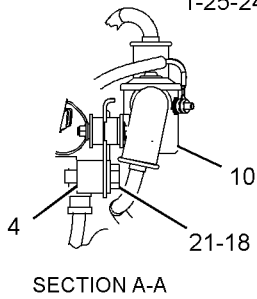
ELECTRICAL AND STARTING SYSTEM

242-1594 WIRING GP-ENGINE (contd.)

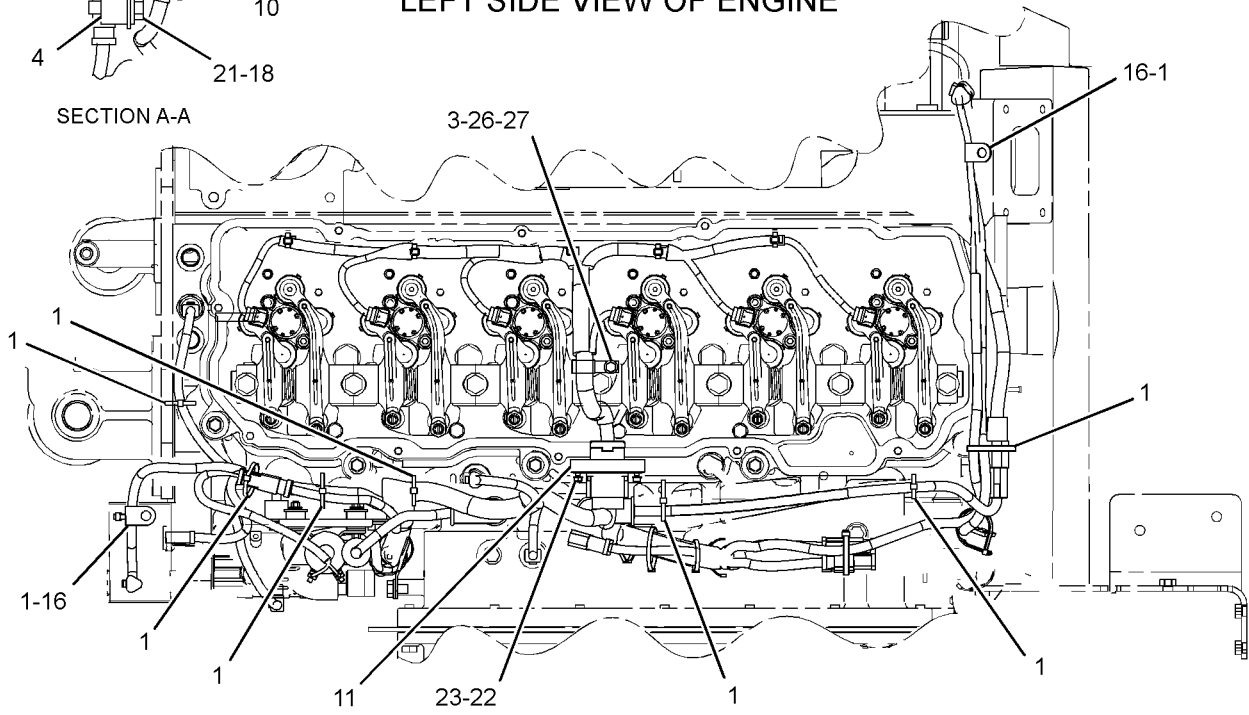
i02779189



LEFT SIDE VIEW OF ENGINE



SECTION A-A



TOP VIEW OF ENGINE

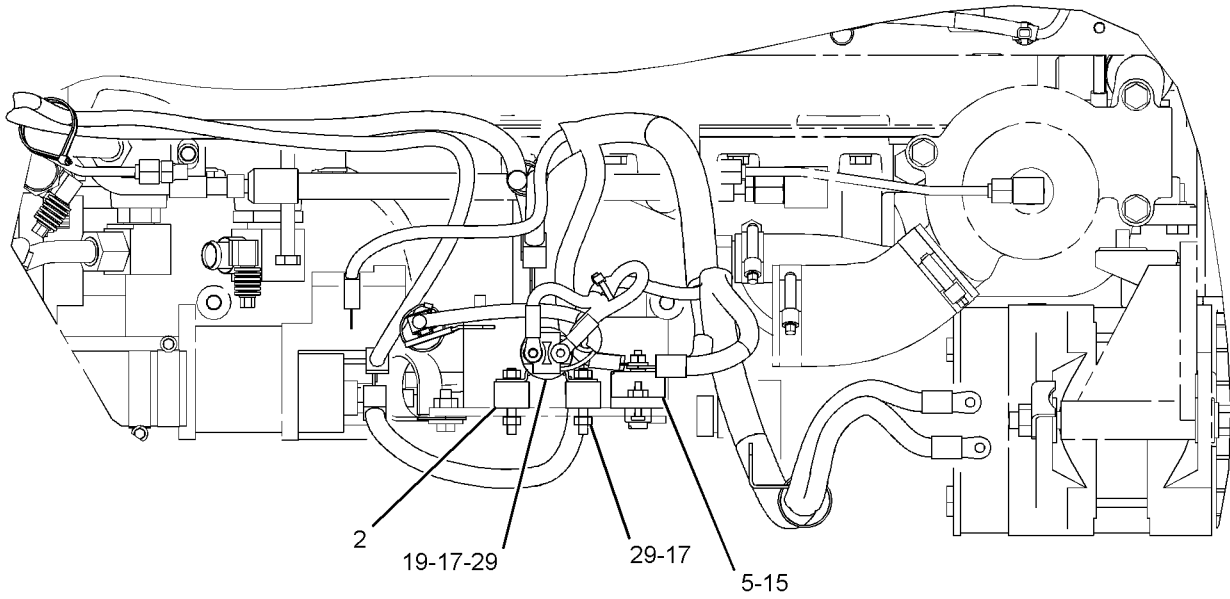
GRAPHIC #1

g01366662

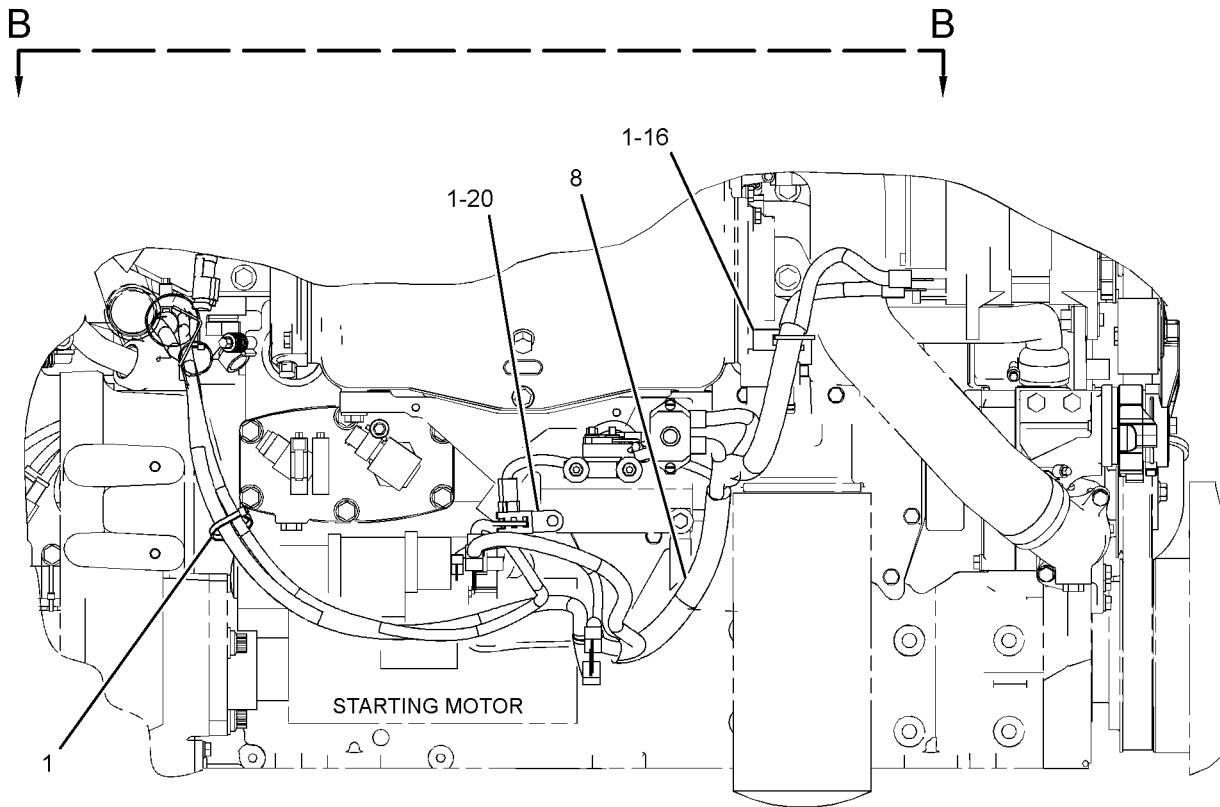
ELECTRICAL AND STARTING SYSTEM

242-1594 WIRING GP-ENGINE (contd.)

i02779189



VIEW B-B



RIGHT SIDE VIEW OF ENGINE

GRAPHIC #2

<END>

g01366661

ELECTRICAL AND STARTING SYSTEM

242-1595 WIRING GP-ENGINE

24 VOLT

FOR USE WITH AIR INLET HEATER. CANNOT BE USED WITH 242-1594-PAGE 272
AN ATTACHMENT
TYPE 1

SMCS-1000, 1408

i02108021

NOTE	REF NO	GRAPHIC REF	PART NUMBER	QTY	PART NAME						SEE PAGE
					1	2	3	4	5	6 (PRODUCT LEVEL)	
Y	1	2	3E-0075	1	SWITCH GP-MAGNETIC (24-VOLT) (STARTER RELAY)						259
	2	1,2	3S-2093	25	STRAP-CABLE						
	3	2	7P-7913	2	MOUNT						
	4	1	9X-2332	1	CLIP						
	5	1	101-3120	2	SPACER (10.5X25X20-MM THK)						
	6	1	171-2213	1	CIRCUIT BREAKER AS (135-AMPERE)						
		1	253-2111	2	LOCKWASHER						
		1	6V-8187	2	NUT (1/4-28-THD)						
		1	8T-4205	2	WASHER-HARD (7.2X14.5X2-MM THK)						
	7	1	178-1780	1	CLIP						
	8	1	246-4954	1	HARNESS AS-ENGINE						
		1	102-8802	3	KIT-RECEPTACLE (2-PIN)						
					(EACH INCLUDES RECEPTACLE AS AND WEDGE)						
		1	102-8803	2	KIT-RECEPTACLE (3-PIN)						
					(EACH INCLUDES RECEPTACLE AS AND WEDGE)						
		1	3S-2093	16	STRAP-CABLE						
		1	8T-8737	51	PLUG-SEAL						
		1	100-3320	1	PLUG AS-CONNECTOR (2-PIN)						
		1	126-5011	1	SEAL-CONNECTOR						
		1	111-2416	1	PLUG AS-CONNECTOR (2-PIN)						
		1	126-5011	1	SEAL-CONNECTOR						
		1	155-2270	7	KIT-CONNECTING PLUG (2-PIN)						
					(EACH INCLUDES PLUG AS AND WEDGE)						
		1	160-7690	1	PLUG AS-CONNECTOR (70-PIN)						
		1	159-9322	1	SEAL-O-RING						
		1	155-2260	5	KIT-CONNECTING PLUG (3-PIN)						
					(EACH INCLUDES PLUG AS AND WEDGE)						
	9	2	201-7180	1	HARNESS AS-WIRING (STARTING MOTOR)						
		2	3S-2093	2	STRAP-CABLE						
		2	127-5484	1	RECEPTACLE AS-CONNECTOR (1-PIN)						
	10	1	205-3729	1	WIRE AS						
	11	1	215-3249	1	HARNESS AS-ENGINE (UNIT INJECTOR)						
		1	3S-2093	5	STRAP-CABLE						
	12	1	224-1374	1	WIRE AS						
	13	1	224-1377	1	WIRE AS						
	14	1	224-1378	1	WIRE AS						
	15	1,2	033-4814	4	SCREW (10-32X1-IN)						
	16	1,2	132-5789	3	CLIP						
	17	2	171-2211	1	CIRCUIT BREAKER AS (90-AMPERE)						
		2	1H-3244	2	LOCKWASHER						
		2	6V-8187	2	NUT (1/4-28-THD)						
		2	8T-4205	2	WASHER-HARD (7.2X14.5X2-MM THK)						
	18	2	1H-3338	4	LOCKWASHER (EXTERNAL TOOTH)						
Y	19	1	223-4453	1	SWITCH GP-MAGNETIC (24-VOLT) (INLET AIR HEATER)						265
	20	1	3E-4353	2	WASHER-HARD (11X25X3-MM THK)						
	21	1,2	4P-7581	5	CLIP						
M	22	1	6V-3822	2	BOLT (M10X1.5X35-MM)						
M	23	1	7I-2272	2	BOLT (M5X0.8X12-MM)						
	24	1	8T-0328	2	WASHER-HARD (5.5X10X1-MM THK)						
	25	1	8T-4121	2	WASHER-HARD (11X21X2.5-MM THK)						
M	26	1	8T-4191	2	BOLT (M10X1.5X16-MM)						
	27	1	8T-4205	1	WASHER-HARD (7.2X14.5X2-MM THK)						
M	28	1	8T-5451	1	BOLT (M6X1X12-MM)						

ELECTRICAL AND STARTING SYSTEM

242-1595 WIRING GP-ENGINE (contd.)

i02108021

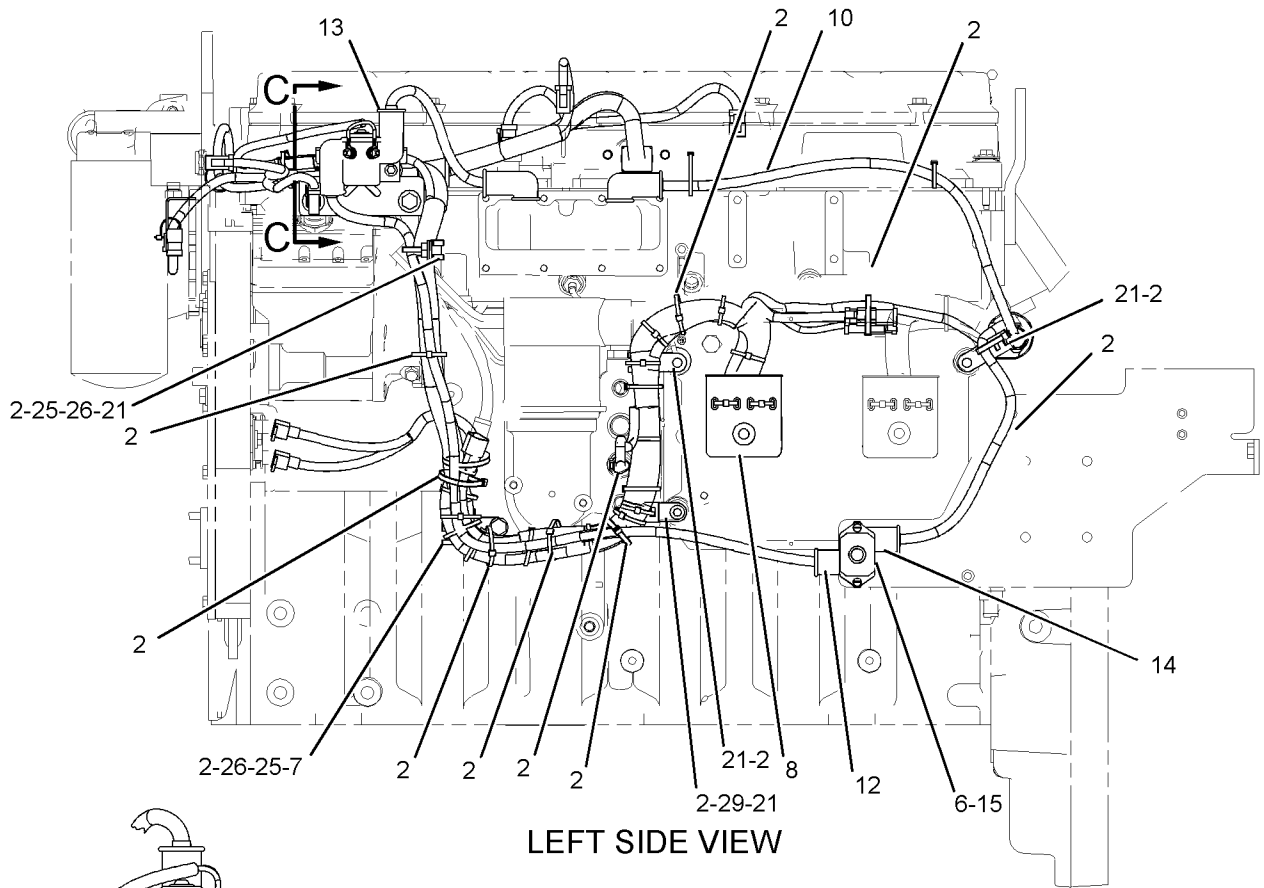
NOTE	REF NO	GRAPHIC REF	PART NUMBER	QTY	PART NAME	SEE PAGE
					1 2 3 4 5 6 (PRODUCT LEVEL)	
	29	1	9M-1974	1	WASHER-HARD (8.8X16X2-MM THK)	
	30	2	9S-8750	4	NUT-FULL (1/4-20-THD)	

M-METRIC PART
Y-SEPARATE ILLUSTRATION

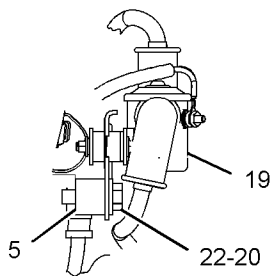
ELECTRICAL AND STARTING SYSTEM

242-1595 WIRING GP-ENGINE (contd.)

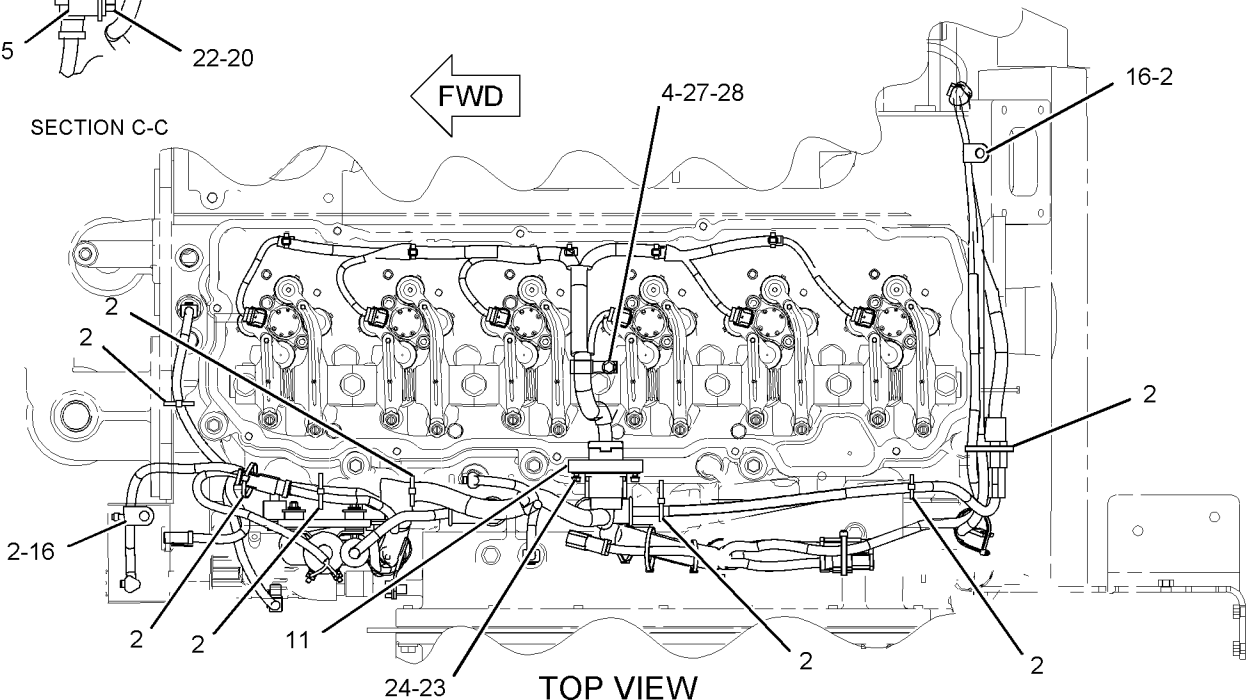
i02108021



LEFT SIDE VIEW



SECTION C-C



TOP VIEW

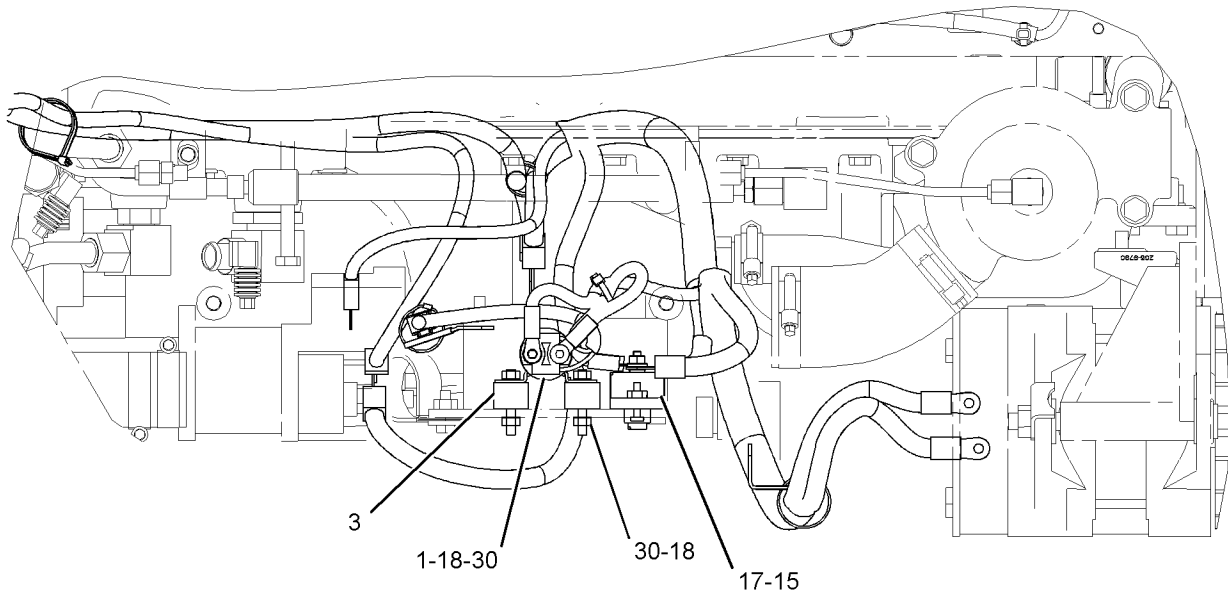
GRAPHIC #1

g01039089

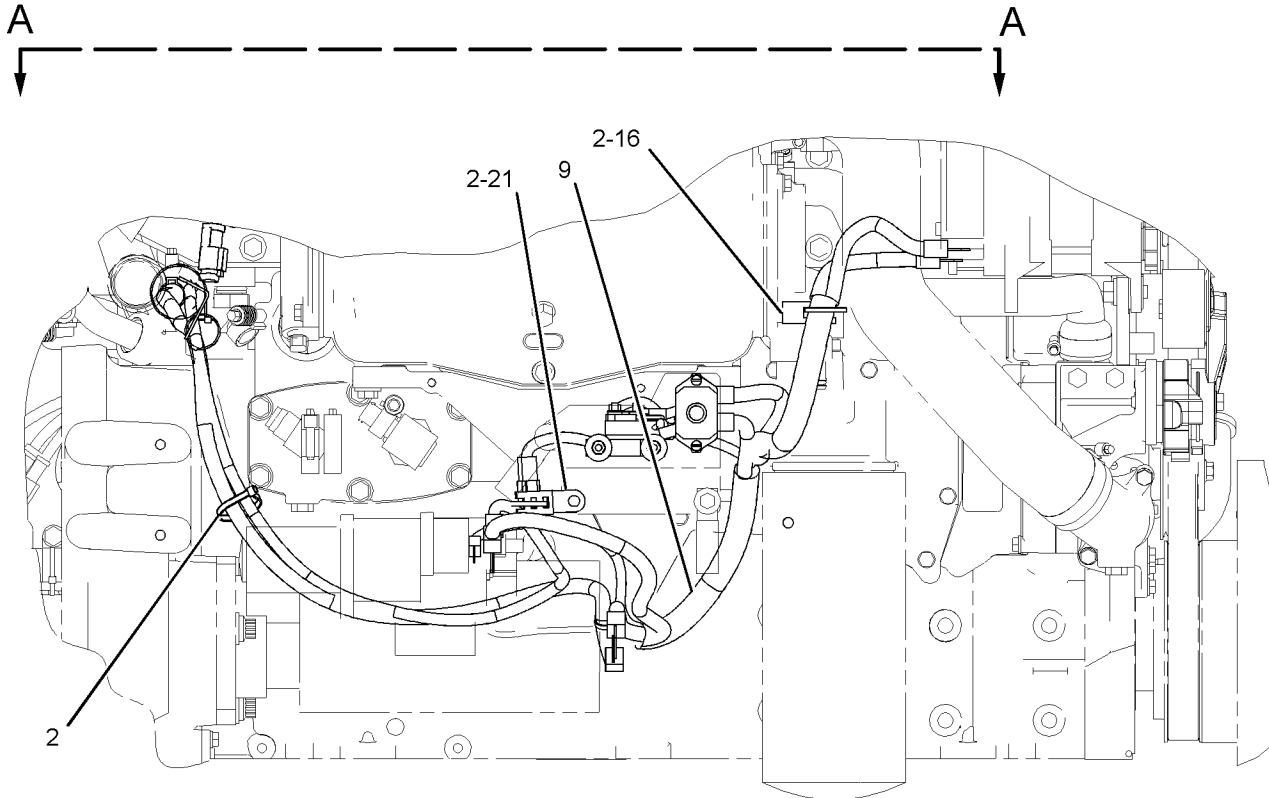
ELECTRICAL AND STARTING SYSTEM

242-1595 WIRING GP-ENGINE (contd.)

i02108021



VIEW A-A



RIGHT SIDE VIEW

<END>

GRAPHIC #2

g01033444

ELECTRICAL AND STARTING SYSTEM

242-1595 WIRING GP-ENGINE

24 VOLT

FOR USE WITH AIR INLET HEATER. CANNOT BE USED WITH 242-1594-PAGE 272

AN ATTACHMENT

TYPE 2

SMCS-1000, 1408

i02779190

NOTE	REF NO	GRAPHIC REF	PART NUMBER	QTY	PART NAME 1 2 3 4 5 6 (PRODUCT LEVEL)	SEE PAGE
Y	1	2	3E-0075	1	SWITCH GP-MAGNETIC (24-VOLT) (STARTER RELAY)	259
	2	1,2	3S-2093	25	STRAP-CABLE	
	3	2	7P-7913	2	MOUNT	
	4	1	9X-2332	1	CLIP	
	5	1	101-3120	2	SPACER (10.5X25X20-MM THK)	
	6	1	171-2213	1	CIRCUIT BREAKER AS (135-AMPERE)	
		1	253-2111	2	LOCKWASHER	
	1	6V-8187	2	NUT (1/4-28-THD)		
	1	8T-4205	2	WASHER-HARD (7.2X14.5X2-MM THK)		
	7	1	178-1780	1	CLIP	
C	8	1	293-5393	1	HARNESS AS-SENSOR	
		1	102-8802	3	KIT-RECEPTACLE (2-PIN) (EACH KIT INCLUDES RECEPTACLE AS & WEDGE)	
		1	102-8803	2	KIT-RECEPTACLE (3-PIN) (EACH KIT INCLUDES RECEPTACLE AS & WEDGE)	
		1	3S-2093	2	STRAP-CABLE	
		1	100-3320	1	PLUG AS-CONNECTOR (2-PIN)	
		1	126-5011	1	SEAL-CONNECTOR	
		1	111-2416	1	PLUG AS-CONNECTOR (2-PIN)	
		1	126-5011	1	SEAL-CONNECTOR	
		1	126-1774	1	COVER-CONNECTOR	
		1	155-2270	7	KIT-CONNECTING PLUG (2-PIN) (EACH KIT INCLUDES RECEPTACLE AS & PLUG)	
		1	160-7690	1	PLUG AS-CONNECTOR (70-PIN)	
		1	159-9322	1	SEAL-O-RING	
		1	155-2260	5	KIT-CONNECTING PLUG (3-PIN) (EACH KIT INCLUDES RECEPTACLE AS & PLUG)	
		1	172-6062	1	PLUG AS-CONNECTOR (18-PIN)	
	9	2	201-7180	1	HARNESS AS-WIRING (STARTING MOTOR)	
		2	3S-2093	2	STRAP-CABLE	
		2	127-5484	1	RECEPTACLE AS-CONNECTOR (1-PIN)	
	10	1	205-3729	1	WIRE AS	
	11	1	215-3249	1	HARNESS AS-ENGINE (UNIT INJECTOR)	
		1	191-7823	1	RECEPTACLE AS	
1		3S-2093	5	STRAP-CABLE		
12	1	224-1374	1	WIRE AS		
13	1	224-1377	1	WIRE AS		
14	1	224-1378	1	WIRE AS		
15	1,2	033-4814	4	SCREW (10-32X1-IN)		
16	1,2	132-5789	3	CLIP		
	2	171-2211	1	CIRCUIT BREAKER AS (90-AMPERE)		
	2	1H-3244	2	LOCKWASHER		
	2	6V-8187	2	NUT (1/4-28-THD)		
	2	8T-4205	2	WASHER-HARD (7.2X14.5X2-MM THK)		
18	2	1H-3338	4	LOCKWASHER (EXTERNAL TOOTH)		
Y	19	1	223-4453	1	SWITCH GP-MAGNETIC (24-VOLT) (INLET AIR HEATER)	265
	20	1	3E-4353	2	WASHER-HARD (11X25X3-MM THK)	
	21	1,2	4P-7581	5	CLIP	
M	22	1	6V-3822	2	BOLT (M10X1.5X35-MM)	
M	23	1	7I-2272	2	BOLT (M5X0.8X12-MM)	
	24	1	8T-0328	2	WASHER-HARD (5.5X10X1-MM THK)	
C	25	1	8T-4121	1	WASHER-HARD (11X21X2.5-MM THK)	
CM	26	1	8T-4191	1	BOLT (M10X1.5X16-MM)	

ELECTRICAL AND STARTING SYSTEM

242-1595 WIRING GP-ENGINE (contd.)

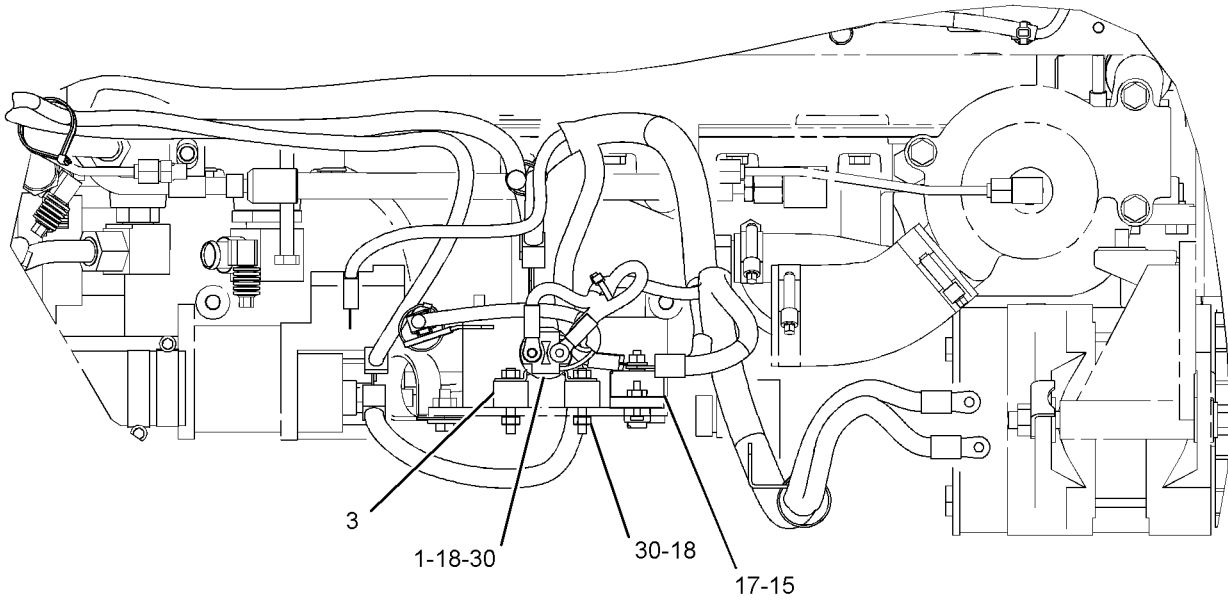
i02779190

NOTE	REF NO	GRAPHIC REF	PART NUMBER	QTY	PART NAME						SEE PAGE
					1	2	3	4	5	6 (PRODUCT LEVEL)	
	27	1	8T-4205	1	WASHER-HARD (7.2X14.5X2-MM THK)						
M	28	1	8T-5451	1	BOLT (M6X1X12-MM)						
	30	2	9S-8750	4	NUT-FULL (1/4-20-THD)						
CM	31	1	8T-4200	1	BOLT (M8X1.25X16-MM)						
C	32	1	8T-4224	1	WASHER-HARD (8.8X16X2-MM THK)						
C-CHANGE FROM PREVIOUS TYPE M-METRIC PART Y-SEPARATE ILLUSTRATION											

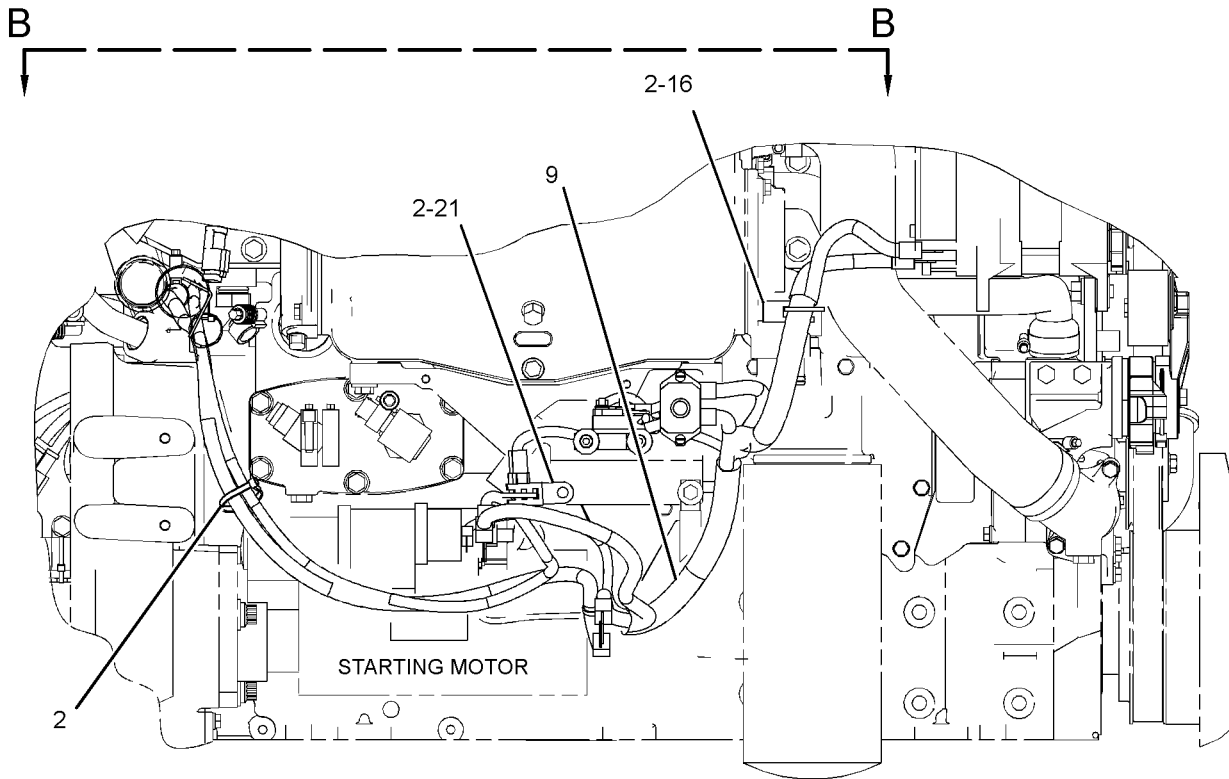
ELECTRICAL AND STARTING SYSTEM

242-1595 WIRING GP-ENGINE (contd.)

i02779190



VIEW A-A



RIGHT SIDE VIEW OF ENGINE

GRAPHIC #2

<END>

g01366487

ELECTRICAL AND STARTING SYSTEM

242-1596 WIRING GP-ENGINE-CUSTOMER CONNECTION AN ATTACHMENT

SMCS-1000, 1408

i02839425

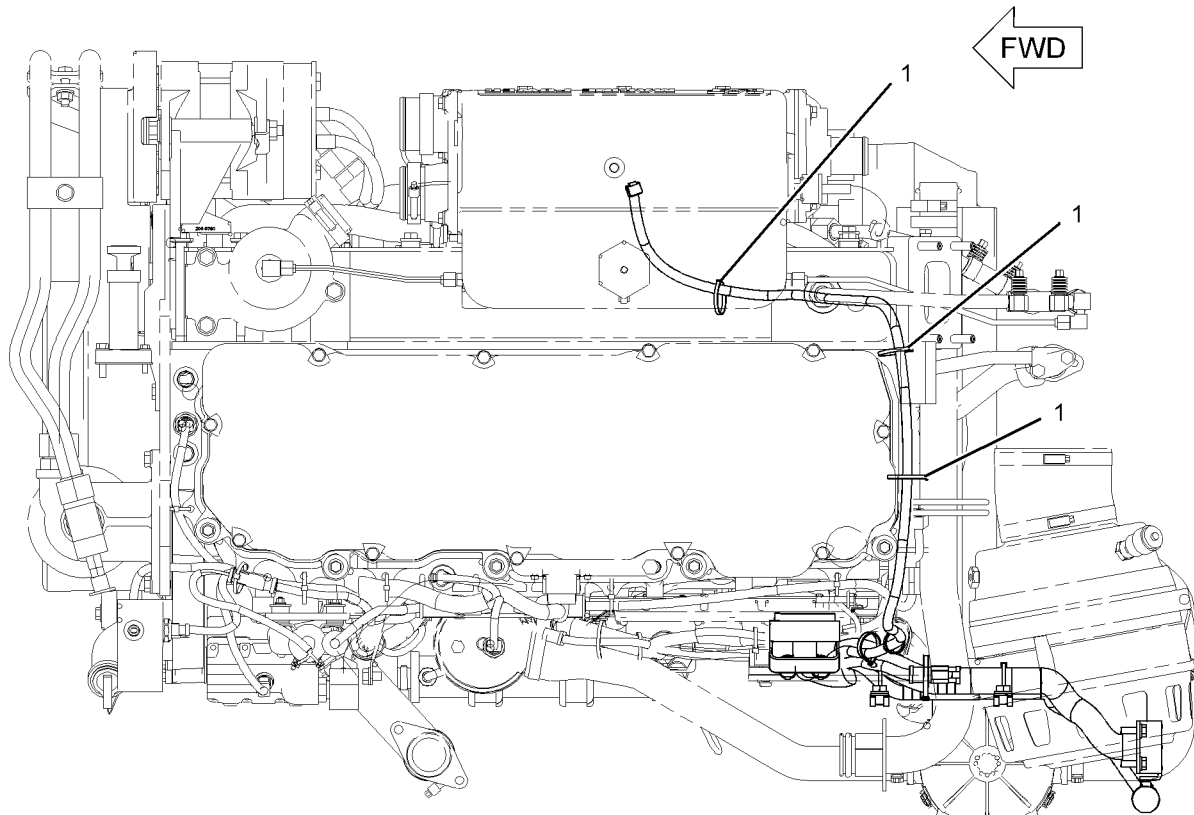
NOTE	REF NO	GRAPHIC REF	PART NUMBER	QTY	PART NAME						SEE PAGE
					1	2	3	4	5	6 (PRODUCT LEVEL)	
	1	1	3S-2093	7	STRAP-CABLE						
	2	1	137-6754	1	BRACKET AS						
		1	8C-3334	2	RIVET-TUBULAR						
	3	1	246-4953	1	HARNESS AS-ENGINE (CUSTOMER CONNECTION)						
		1	102-8805	1	KIT-RECEPTACLE (6-PIN) (CUSTOMER HARNESS) (INCLUDES RECEPTACLE AS AND WEDGE)						
		1	3S-2093	3	STRAP-CABLE						
		1	8T-8737	64	PLUG-SEAL						
		1	9X-1343	1	RECEPTACLE AS-CONNECTOR (40-PIN)						
		1	155-2270	1	KIT-CONNECTING PLUG (2-PIN) (CUSTOMER HARNESS) (INCLUDES PLUG AS AND WEDGE)						
		1	160-7689	1	PLUG AS-CONNECTOR (70-PIN)						
		1	159-9322	1	SEAL-O-RING						
	4	1	4B-5324	4	WASHER (3.9X9.6X1.2-MM THK)						
	5	1	4P-7581	2	CLIP						
	6	1	8T-4121	2	WASHER-HARD (11X21X2.5-MM THK)						
M	7	1	8T-4191	2	BOLT (M10X1.5X16-MM)						
	8	1	8T-4224	2	WASHER-HARD (8.8X16X2-MM THK)						
M	9	1	8T-4908	2	BOLT (M8X1.25X25-MM)						
	10	1	9X-6258	4	SCREW-MACHINE (6-32X0.5-IN)						
	11	1	3E-6443	1	CAP-CONNECTOR						

M-METRIC PART

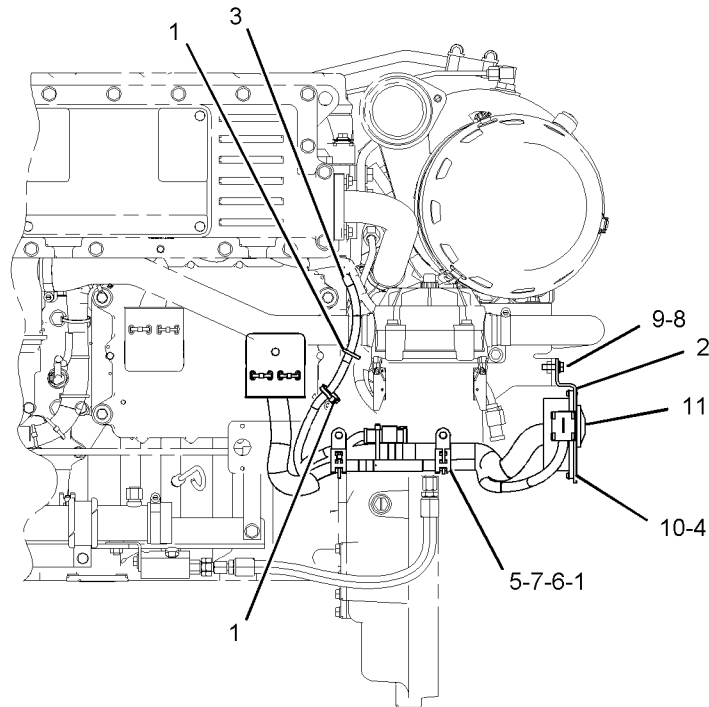
ELECTRICAL AND STARTING SYSTEM

242-1596 WIRING GP-ENGINE (contd.)

i02839425



TOP VIEW



LEFT SIDE VIEW
<END>

GRAPHIC #1

g01121455

ELECTRICAL AND STARTING SYSTEM

245-2962 WIRING GP-ENGINE

S/N: C9A1-698

12 VOLT

CANNOT BE USED WITH 197-5991-PAGE 137, AIR INLET HEATER

ALSO AN ATTACHMENT

SMCS-1000, 1408

i02847078

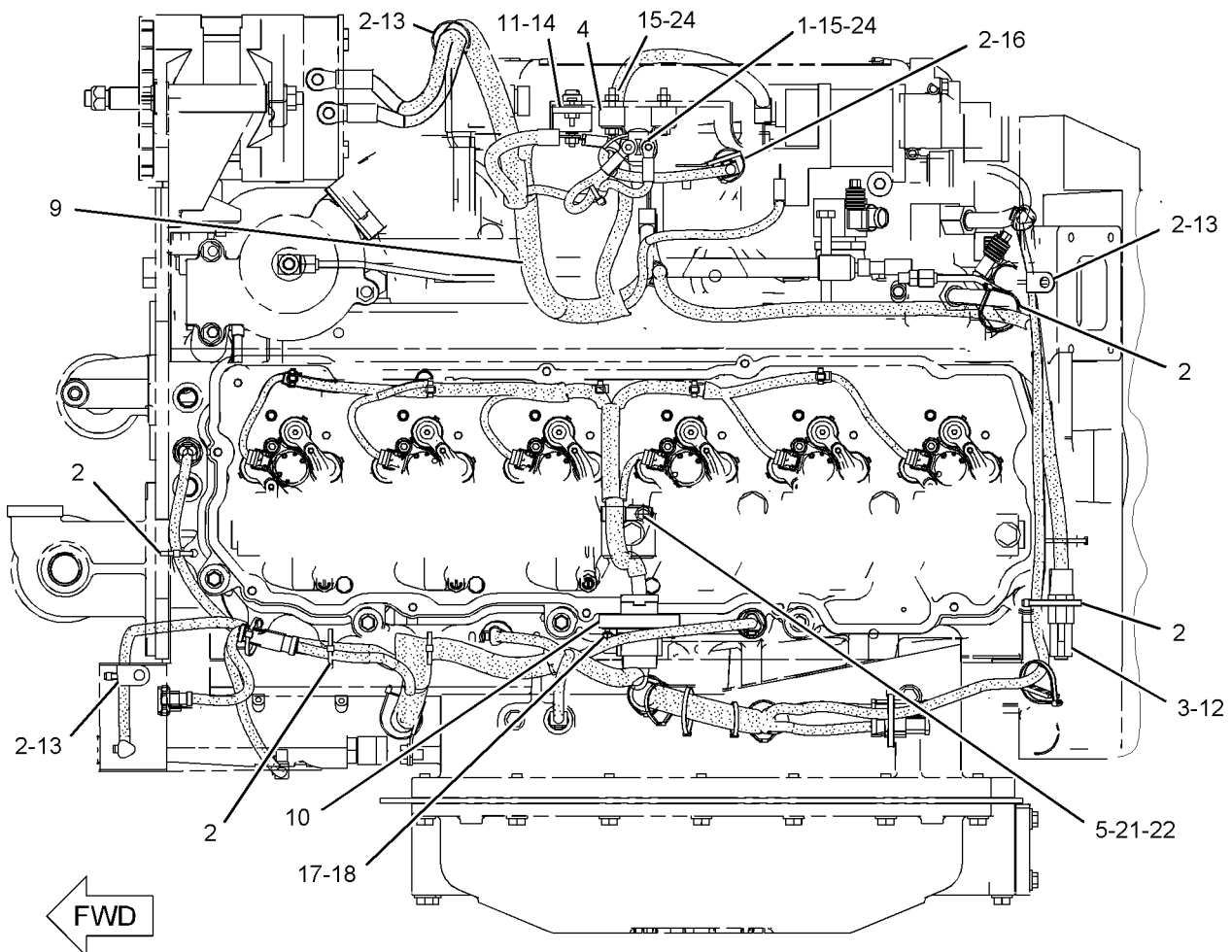
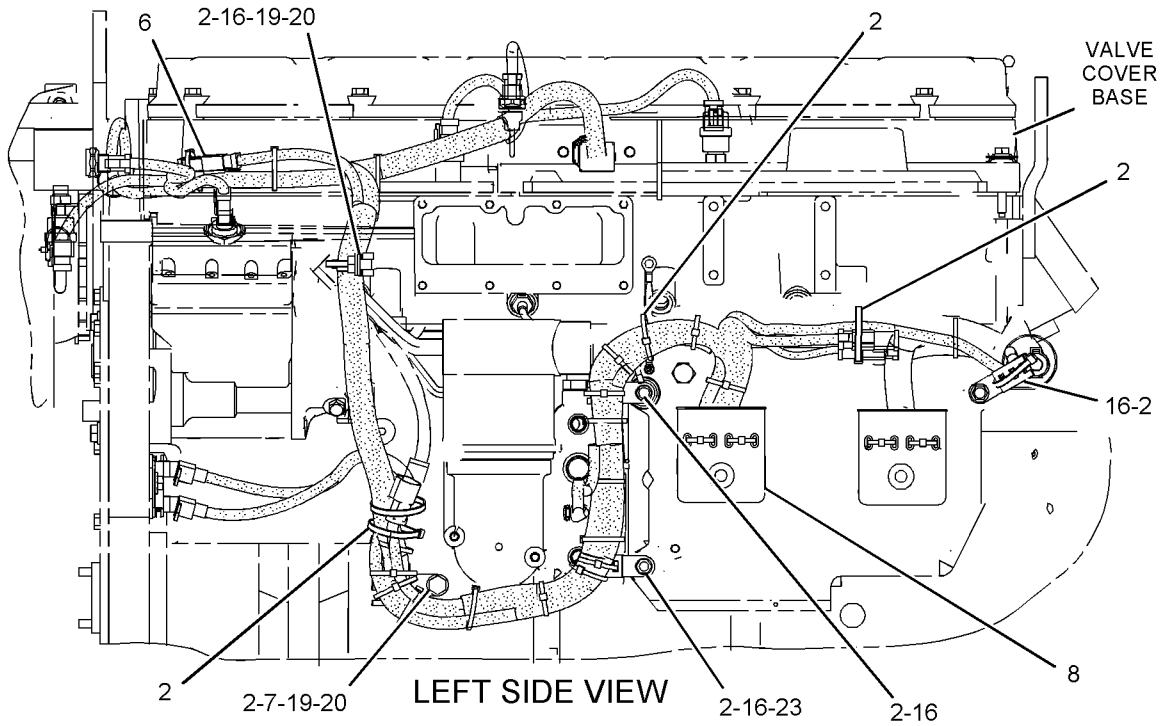
NOTE	REF NO	GRAPHIC REF	PART NUMBER	QTY	PART NAME						SEE PAGE
					1	2	3	4	5	6 (PRODUCT LEVEL)	
Y	1	1	3E-0075	1	SWITCH GP-MAGNETIC (24-VOLT) (STARTER RELAY)						259
	2	1	3S-2093	19	STRAP-CABLE						
	3	1	7G-7920	1	PLUG-SEAL						
	4	1	7P-7913	2	MOUNT						
	5	1	9X-2332	1	CLIP						
	6	1	160-8124	1	PLUG AS (2-PIN) (ELECTRONIC WIRING HARNESS)						
		1	102-8802	1	KIT-RECEPTACLE (2-PIN)						
					(INCLUDES RECEPTACLE AS AND WEDGE)						
		1	8T-8737	2	PLUG-SEAL						
	7	1	178-1780	1	CLIP						
	8	1	246-4954	1	HARNESS AS-ENGINE						
		1	102-8802	3	KIT-RECEPTACLE (2-PIN)						
					(EACH INCLUDES RECEPTACLE AS AND WEDGE)						
		1	102-8803	2	KIT-RECEPTACLE (3-PIN)						
					(EACH INCLUDES RECEPTACLE AS AND WEDGE)						
		1	3S-2093	16	STRAP-CABLE						
		1	8T-8737	51	PLUG-SEAL						
		1	100-3320	1	PLUG AS-CONNECTOR (2-PIN)						
		1	126-5011	1	SEAL-CONNECTOR						
		1	111-2416	1	PLUG AS-CONNECTOR (2-PIN)						
		1	126-5011	1	SEAL-CONNECTOR						
		1	155-2270	7	KIT-CONNECTING PLUG (2-PIN)						
					(EACH INCLUDES PLUG AS AND WEDGE)						
		1	160-7690	1	PLUG AS-CONNECTOR (70-PIN)						
		1	159-9322	1	SEAL-O-RING						
		1	155-2260	5	KIT-CONNECTING PLUG (3-PIN)						
					(EACH INCLUDES PLUG AS AND WEDGE)						
	9	1	201-7180	1	HARNESS AS-WIRING (STARTING MOTOR)						
		1	3S-2093	2	STRAP-CABLE						
		1	127-5484	1	RECEPTACLE AS-CONNECTOR (1-PIN)						
	10	1	215-3249	1	HARNESS AS-ENGINE (UNIT INJECTOR)						
		1	3S-2093	5	STRAP-CABLE						
	11	1	033-4814	2	SCREW (10-32X1-IN)						
	12	1	127-5483	1	PLUG AS-CONNECTOR (1-PIN)						
	13	1	132-5789	3	CLIP						
	14	1	171-2211	1	CIRCUIT BREAKER AS (90-AMPERE)						
		1	253-2111	2	LOCKWASHER						
		1	6V-8187	2	NUT (1/4-28-THD)						
		1	8T-4205	2	WASHER-HARD (7.2X14.5X2-MM THK)						
	15	1	1H-3338	4	LOCKWASHER (EXTERNAL TOOTH)						
	16	1	4P-7581	5	CLIP						
M	17	1	7I-2272	2	BOLT (M5X0.8X12-MM)						
	18	1	8T-0328	2	WASHER-HARD (5.5X10X1-MM THK)						
	19	1	8T-4121	2	WASHER-HARD (11X21X2.5-MM THK)						
M	20	1	8T-4191	2	BOLT (M10X1.5X16-MM)						
	21	1	8T-4205	1	WASHER-HARD (7.2X14.5X2-MM THK)						
M	22	1	8T-5451	1	BOLT (M6X1X12-MM)						
	23	1	9M-1974	1	WASHER-HARD (8.8X16X2-MM THK)						
	24	1	9S-8750	4	NUT-FULL (1/4-20-THD)						

M-METRIC PART
Y-SEPARATE ILLUSTRATION

ELECTRICAL AND STARTING SYSTEM

245-2962 WIRING GP-ENGINE (contd.)

i02847078



GRAPHIC #1

TOP VIEW
<END>

g01039098

ELECTRICAL AND STARTING SYSTEM

245-2962 WIRING GP-ENGINE

S/N: C9A699-UP

12 VOLT

CANNOT BE USED WITH 197-5991-PAGE 137, AIR INLET HEATER
ALSO AN ATTACHMENT

SMCS-1000, 1408

i02845700

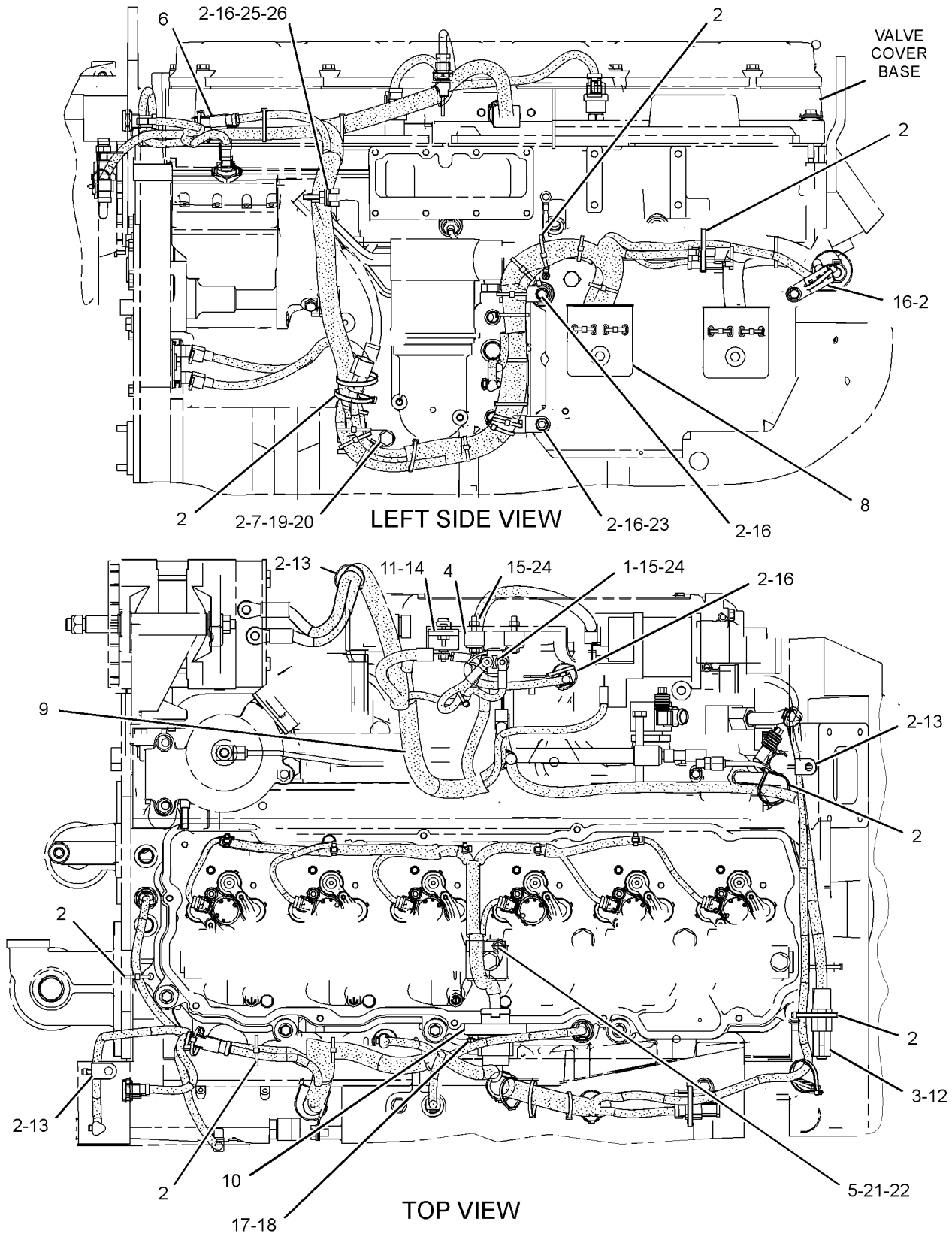
NOTE	REF NO	GRAPHIC REF	PART NUMBER	QTY	PART NAME						SEE PAGE
					1	2	3	4	5	6 (PRODUCT LEVEL)	
Y	1	1	3E-7278	1	SWITCH GP-MAGNETIC (STARTER RELAY)						259
	2	1	3S-2093	19	STRAP-CABLE						
	3	1	7G-7920	1	PLUG-SEAL						
	4	1	7P-7913	2	MOUNT						
	5	1	9X-2332	1	CLIP						
	6	1	160-8124	1	PLUG AS (2-PIN) (ELECTRONIC WIRING HARNESS)						
			102-8802	1	KIT-RECEPTACLE (2-PIN) (INCLUDES RECEPTACLE AS AND WEDGE)						
		1	8T-8737	2	PLUG-SEAL						
	7	1	178-1780	1	CLIP						
C	8	1	293-5393	1	HARNESS AS-SENSOR						
		1	102-8802	3	KIT-RECEPTACLE (2-PIN) (EACK KIT INCLUDES RECEPTACLE AS & WEDGE)						
		1	102-8803	2	KIT-RECEPTACLE (3-PIN) (EACH KIT INCLUDES RECEPTACLE AS & WEDGE)						
		1	3S-2093	2	STRAP-CABLE						
		1	6I-4347	16	BOOT (4-PIN)						
		1	6I-4348	1	BOOT (40-PIN)						
		1	100-3320	1	PLUG AS-CONNECTOR (2-PIN)						
		1	111-2416	1	PLUG AS-CONNECTOR (2-PIN)						
		1	126-1774	1	COVER-CONNECTOR						
		1	155-2270	7	KIT-CONNECTING PLUG (2-PIN) (EACH KIT INCLUDES RECEPTACLE AS & WEDGE)						
		1	160-7690	1	PLUG AS-CONNECTOR (70-PIN)						
		1	155-2260	5	KIT-CONNECTING PLUG (3-PIN) (EACH KIT INCLUDES RECEPTACLE AS & WEDGE)						
	9	1	201-7180	1	HARNESS AS-WIRING (STARTING MOTOR)						
			3S-2093	2	STRAP-CABLE						
1		127-5484	1	RECEPTACLE AS-CONNECTOR (1-PIN)							
10	1	215-3249	1	HARNESS AS-ENGINE (UNIT INJECTOR)							
	1	3S-2093	5	STRAP-CABLE							
11	1	033-4814	2	SCREW (10-32X1-IN)							
12	1	127-5483	1	PLUG AS-CONNECTOR (1-PIN)							
13	1	132-5789	3	CLIP							
14	1	171-2211	1	CIRCUIT BREAKER AS (90-AMPERE)							
	1	253-2111	2	LOCKWASHER							
	1	6V-8187	2	NUT (1/4-28-THD)							
	1	8T-4205	2	WASHER-HARD (7.2X14.5X2-MM THK)							
15	1	1H-3338	4	LOCKWASHER (EXTERNAL TOOTH)							
16	1	4P-7581	5	CLIP							
M	17	1	7I-2272	2	BOLT (M5X0.8X12-MM)						
	18	1	8T-0328	2	WASHER-HARD (5.5X10X1-MM THK)						
C	19	1	8T-4121	1	WASHER-HARD (11X21X2.5-MM THK)						
CM	20	1	8T-4191	1	BOLT (M10X1.5X16-MM)						
	21	1	8T-4205	1	WASHER-HARD (7.2X14.5X2-MM THK)						
M	22	1	8T-5451	1	BOLT (M6X1X12-MM)						
	24	1	9S-8750	4	NUT-FULL (1/4-20-THD)						
CM	25	1	8T-4200	1	BOLT (M8X1.25X16-MM)						
C	26	1	8T-4224	1	WASHER-HARD (8.8X16X2-MM THK)						

C-CHANGE FROM PREVIOUS TYPE
M-METRIC PART
Y-SEPARATE ILLUSTRATION

ELECTRICAL AND STARTING SYSTEM

245-2962 WIRING GP-ENGINE (contd.)

i02845700



GRAPHIC #1

<END>

g01411247

ELECTRICAL AND STARTING SYSTEM

245-2963 WIRING GP-ENGINE

S/N: C9A1-698

24 VOLT

CANNOT BE USED WITH 199-6887-PAGE 139, AIR INLET HEATER

ALSO AN ATTACHMENT

SMCS-1000, 1408

i02109710

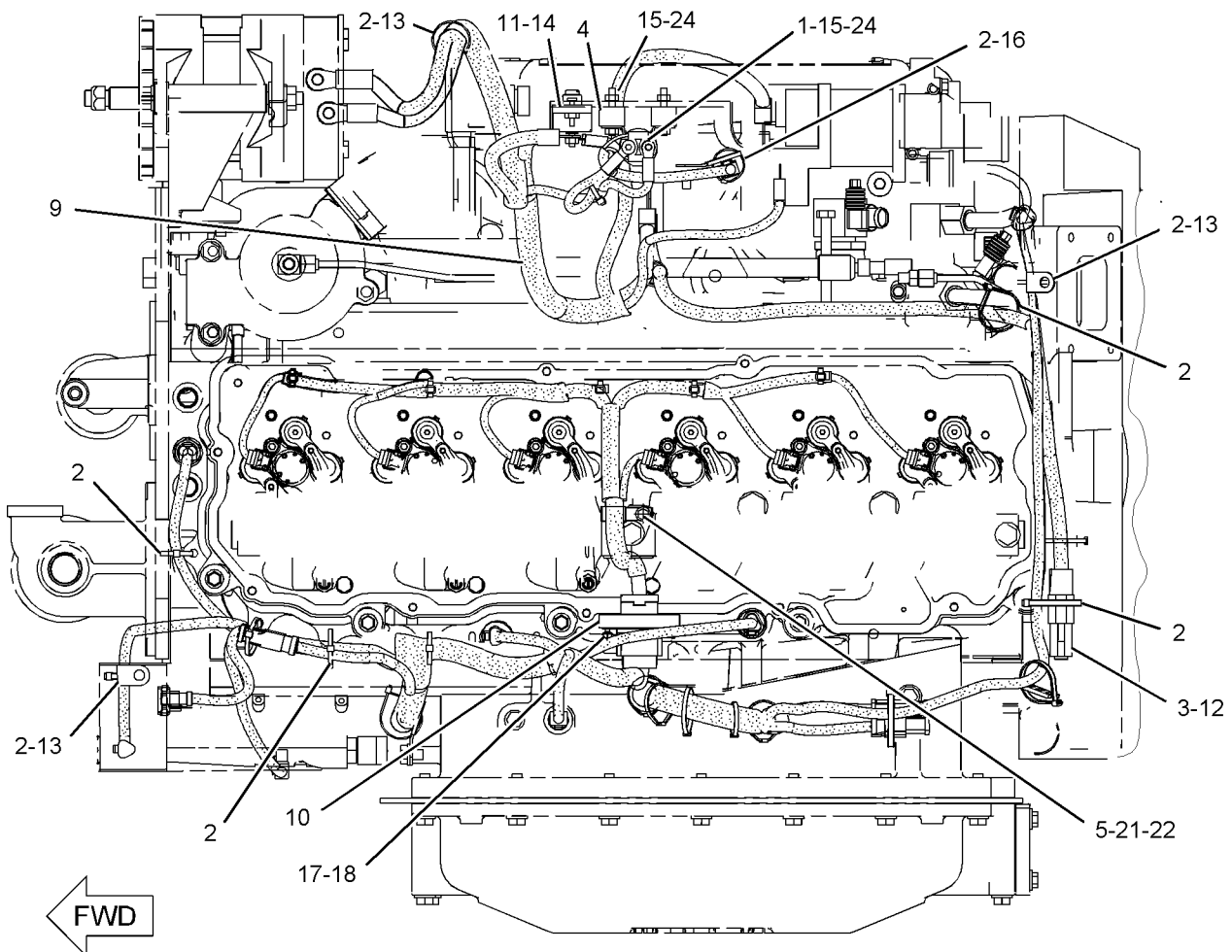
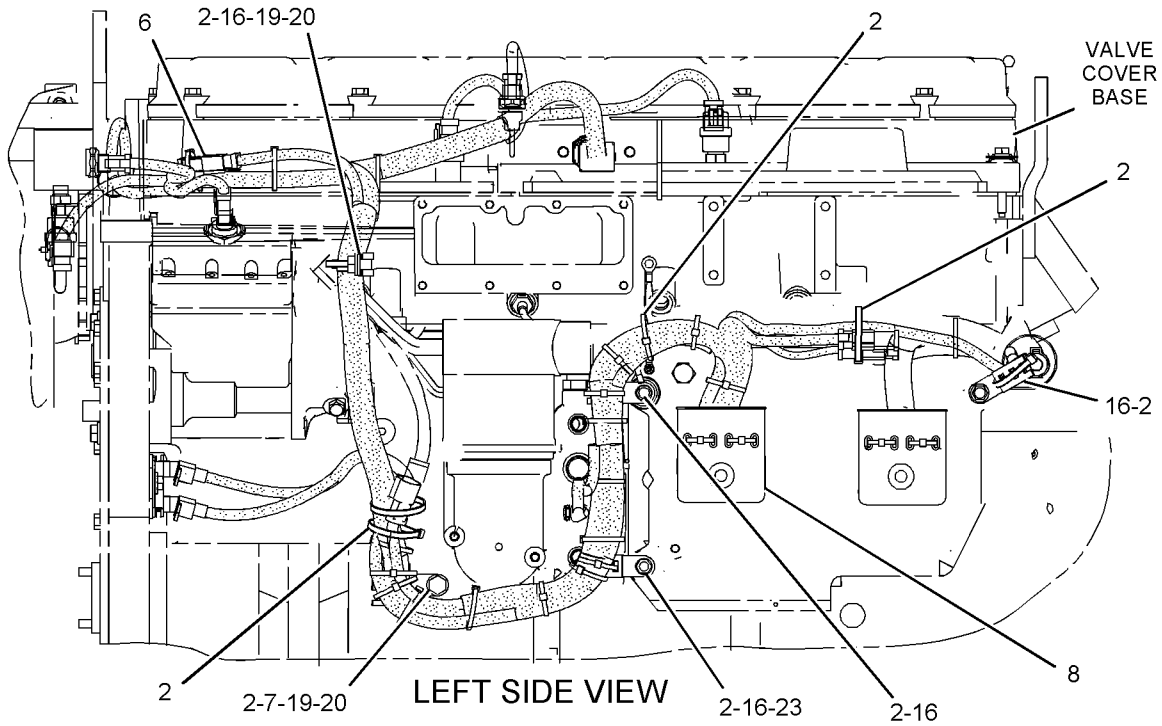
NOTE	REF NO	GRAPHIC REF	PART NUMBER	QTY	PART NAME						SEE PAGE
					1	2	3	4	5	6 (PRODUCT LEVEL)	
Y	1	1	3E-0075	1	SWITCH GP-MAGNETIC (24-VOLT) (STARTER RELAY)						259
	2	1	3S-2093	19	STRAP-CABLE						
	3	1	7G-7920	1	PLUG-SEAL						
	4	1	7P-7913	2	MOUNT						
	5	1	9X-2332	1	CLIP						
	6	1	160-8124	1	PLUG AS (2-PIN) (ELECTRONIC WIRING HARNESS)						
		1	102-8802	1	KIT-RECEPTACLE (2-PIN) (ELECTRONIC WIRING HARNESS) (INCLUDES RECEPTACLE AS AND WEDGE)						
		1	8T-8737	2	PLUG-SEAL						
	7	1	178-1780	1	CLIP						
	8	1	246-4954	1	HARNESS AS-ENGINE						
		1	102-8802	3	KIT-RECEPTACLE (2-PIN) (EACH INCLUDES RECEPTACLE AS AND WEDGE)						
		1	102-8803	2	KIT-RECEPTACLE (3-PIN) (EACH INCLUDES RECEPTACLE AS AND WEDGE)						
		1	3S-2093	16	STRAP-CABLE						
		1	8T-8737	51	PLUG-SEAL						
		1	100-3320	1	PLUG AS-CONNECTOR (2-PIN)						
		1	126-5011	1	SEAL-CONNECTOR						
		1	111-2416	1	PLUG AS-CONNECTOR (2-PIN)						
		1	126-5011	1	SEAL-CONNECTOR						
		1	155-2270	7	KIT-CONNECTING PLUG (2-PIN) (EACH INCLUDES PLUG AS AND WEDGE)						
		1	160-7690	1	PLUG AS-CONNECTOR (70-PIN)						
		1	159-9322	1	SEAL-O-RING						
		1	155-2260	5	KIT-CONNECTING PLUG (3-PIN) (EACH INCLUDES PLUG AS AND WEDGE)						
	9	1	201-7180	1	HARNESS AS-WIRING (STARTING MOTOR)						
		1	3S-2093	2	STRAP-CABLE						
		1	127-5484	1	RECEPTACLE AS-CONNECTOR (1-PIN)						
	10	1	215-3249	1	HARNESS AS-ENGINE (UNIT INJECTOR)						
		1	3S-2093	5	STRAP-CABLE						
	11	1	033-4814	2	SCREW (10-32X1-IN)						
	12	1	127-5483	1	PLUG AS-CONNECTOR (1-PIN)						
	13	1	132-5789	3	CLIP						
	14	1	171-2211	1	CIRCUIT BREAKER AS (90-AMPERE)						
		1	253-2111	2	LOCKWASHER						
		1	6V-8187	2	NUT (1/4-28-THD)						
		1	8T-4205	2	WASHER-HARD (7.2X14.5X2-MM THK)						
	15	1	1H-3338	4	LOCKWASHER (EXTERNAL TOOTH)						
	16	1	4P-7581	5	CLIP						
M	17	1	7I-2272	2	BOLT (M5X0.8X12-MM)						
	18	1	8T-0328	2	WASHER-HARD (5.5X10X1-MM THK)						
	19	1	8T-4121	2	WASHER-HARD (11X21X2.5-MM THK)						
M	20	1	8T-4191	2	BOLT (M10X1.5X16-MM)						
	21	1	8T-4205	1	WASHER-HARD (7.2X14.5X2-MM THK)						
M	22	1	8T-5451	1	BOLT (M6X1X12-MM)						
	23	1	9M-1974	1	WASHER-HARD (8.8X16X2-MM THK)						
	24	1	9S-8750	4	NUT-FULL (1/4-20-THD)						

M-METRIC PART
Y-SEPARATE ILLUSTRATION

ELECTRICAL AND STARTING SYSTEM

245-2963 WIRING GP-ENGINE (contd.)

i02109710



TOP VIEW
<END>

GRAPHIC #1

g01039098

ELECTRICAL AND STARTING SYSTEM

245-2963 WIRING GP-ENGINE

S/N: C9A699-UP

24 VOLT

CANNOT BE USED WITH 199-6887-PAGE 139, AIR INLET HEATER

ALSO AN ATTACHMENT

SMCS-1000, 1408

i02829595

NOTE	REF NO	GRAPHIC REF	PART NUMBER	QTY	PART NAME						SEE PAGE
					1	2	3	4	5	6 (PRODUCT LEVEL)	
Y	1	1	3E-0075	1	SWITCH GP-MAGNETIC (24-VOLT) (STARTER RELAY)						259
	2	1	3S-2093	19	STRAP-CABLE						
	3	1	7G-7920	1	PLUG-SEAL						
	4	1	7P-7913	2	MOUNT						
	5	1	9X-2332	1	CLIP						
	6	1	160-8124	1	PLUG AS (2-PIN) (ELECTRONIC WIRING HARNESS) (INCLUDES RECEPTACLE AS AND WEDGE)						
		1	8T-8737	2	PLUG-SEAL						
	7	1	178-1780	1	CLIP						
C	8	1	293-5393	1	HARNESS AS-SENSOR						
		1	102-8802	3	KIT-RECEPTACLE (2-PIN) (EACH KIT INCLUDES RECEPTACLE AS & WEDGE)						
	1	102-8803	2	KIT-RECEPTACLE (3-PIN) (EACH KIT INCLUDES RECEPTACLE AS & WEDGE)							
	1	3S-2093	2	STRAP-CABLE							
	1	6I-4347	16	BOOT (4-PIN)							
	1	6I-4348	1	BOOT (40-PIN)							
	1	100-3320	1	PLUG AS-CONNECTOR (2-PIN)							
	1	111-2416	1	PLUG AS-CONNECTOR (2-PIN)							
	1	126-1774	1	COVER-CONNECTOR							
	1	155-2270	7	KIT-CONNECTING PLUG (2-PIN) (EACH KIT INCLUDES RECEPTACLE AS & WEDGE)							
	1	160-7690	1	PLUG AS-CONNECTOR (70-PIN)							
	1	155-2260	5	KIT-CONNECTING PLUG (3-PIN) (EACH KIT INCLUDES RECEPTACLE AS & WEDGE)							
	9	1	201-7180	1	HARNESS AS-WIRING (STARTING MOTOR)						
		1	3S-2093	2	STRAP-CABLE						
1		127-5484	1	RECEPTACLE AS-CONNECTOR (1-PIN)							
10	1	215-3249	1	HARNESS AS-ENGINE (UNIT INJECTOR)							
	1	3S-2093	5	STRAP-CABLE							
11	1	033-4814	2	SCREW (10-32X1-IN)							
12	1	127-5483	1	PLUG AS-CONNECTOR (1-PIN)							
13	1	132-5789	3	CLIP							
14	1	171-2211	1	CIRCUIT BREAKER AS (90-AMPERE)							
	1	253-2111	2	LOCKWASHER							
	1	6V-8187	2	NUT (1/4-28-THD)							
	1	8T-4205	2	WASHER-HARD (7.2X14.5X2-MM THK)							
	15	1	1H-3338	4	LOCKWASHER (EXTERNAL TOOTH)						
16	1	4P-7581	5	CLIP							
M	17	1	7I-2272	2	BOLT (M5X0.8X12-MM)						
	18	1	8T-0328	2	WASHER-HARD (5.5X10X1-MM THK)						
C	19	1	8T-4121	1	WASHER-HARD (11X21X2.5-MM THK)						
CM	20	1	8T-4191	1	BOLT (M10X1.5X16-MM)						
	21	1	8T-4205	1	WASHER-HARD (7.2X14.5X2-MM THK)						
M	22	1	8T-5451	1	BOLT (M6X1X12-MM)						
	24	1	9S-8750	4	NUT-FULL (1/4-20-THD)						
CM	25	1	8T-4200	1	BOLT (M8X1.25X16-MM)						
C	26	1	8T-4224	1	WASHER-HARD (8.8X16X2-MM THK)						

C-CHANGE FROM PREVIOUS TYPE

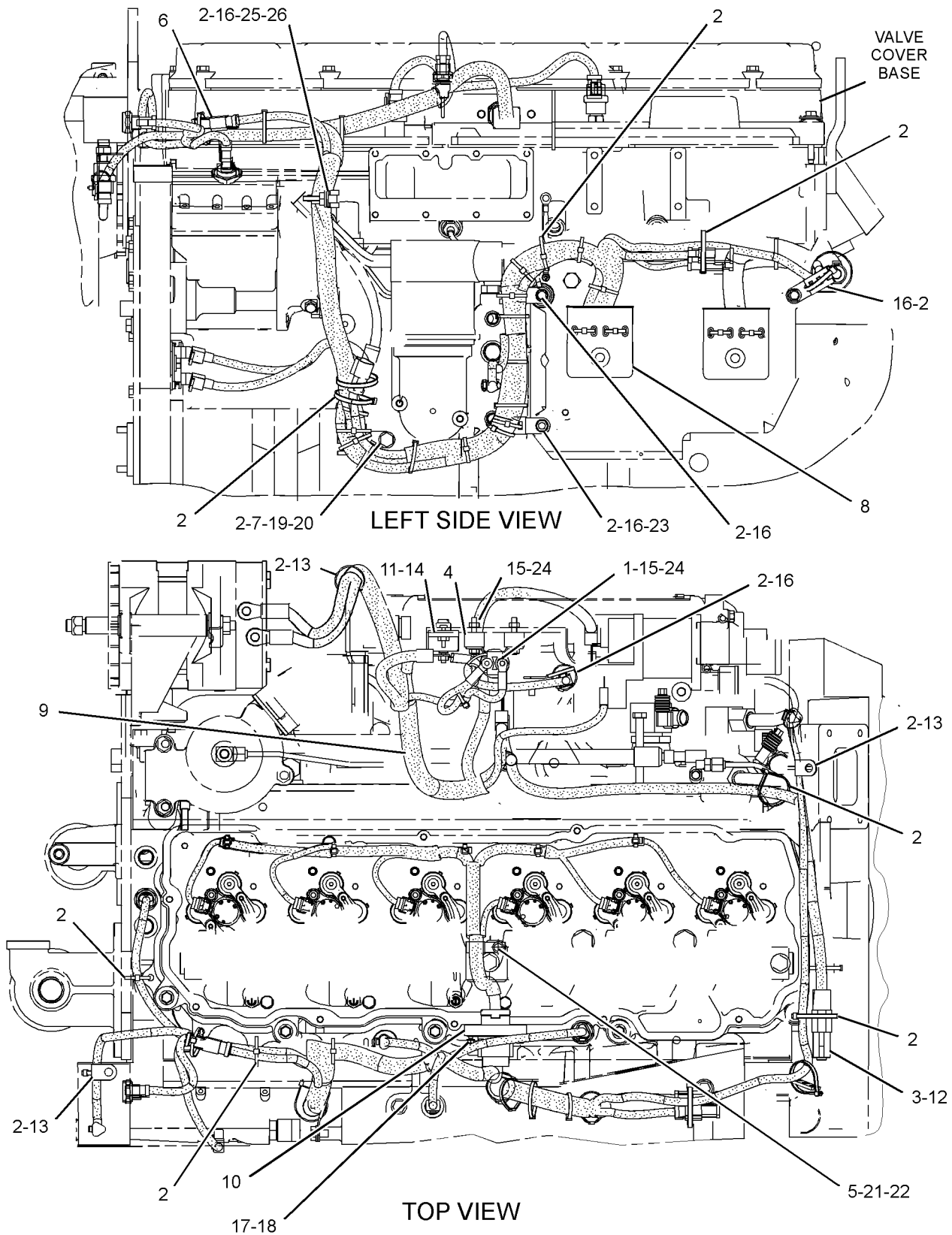
M-METRIC PART

Y-SEPARATE ILLUSTRATION

ELECTRICAL AND STARTING SYSTEM

245-2963 WIRING GP-ENGINE (contd.)

i02829595



GRAPHIC #1

<END>

g01411247

ELECTRICAL AND STARTING SYSTEM

249-7816 WIRING GP-ENGINE

24-VOLT
AN ATTACHMENT

SMCS-1000, 1408

i02509218

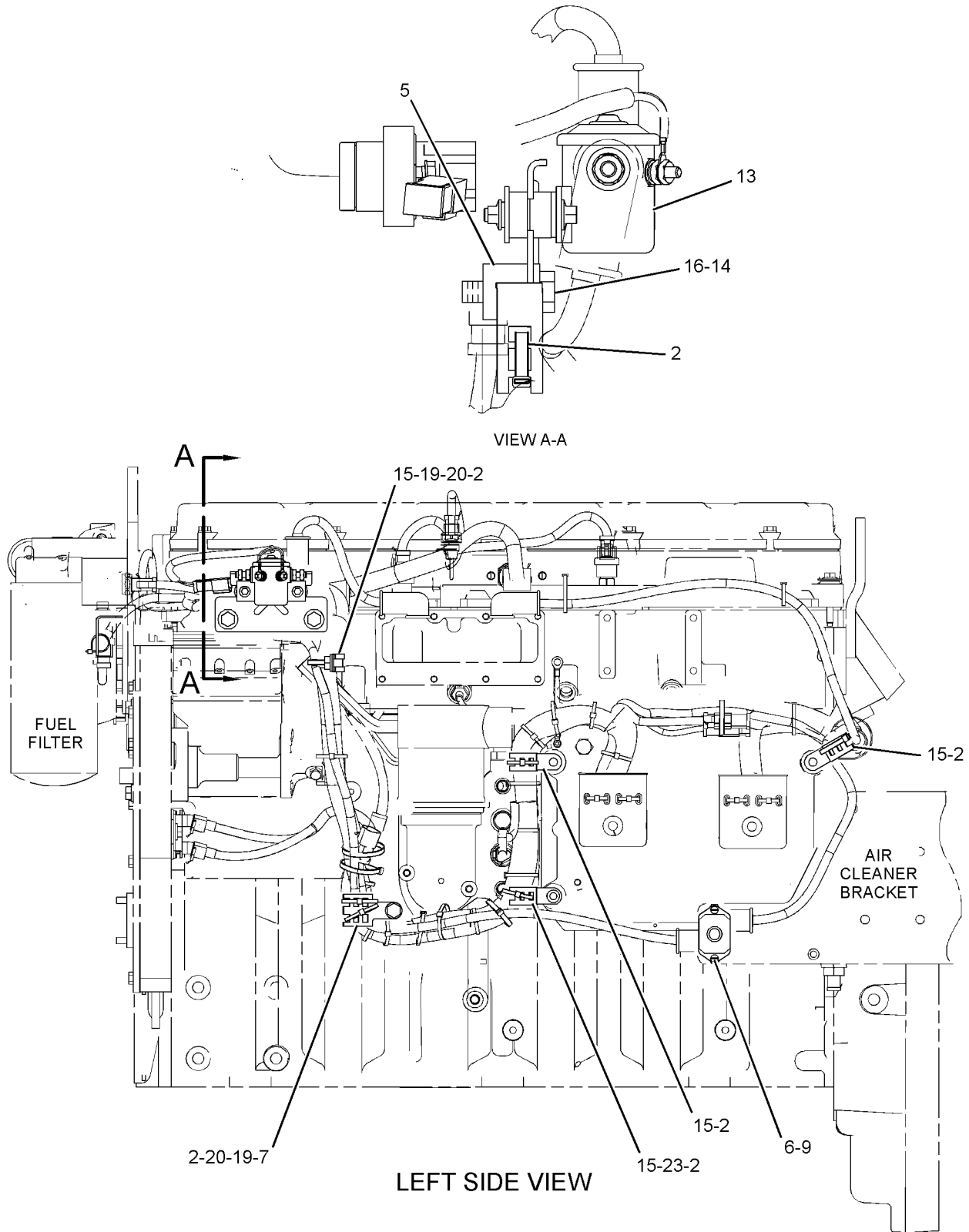
NOTE	REF NO	GRAPHIC REF	PART NUMBER	QTY	PART NAME						SEE PAGE
					1	2	3	4	5	6 (PRODUCT LEVEL)	
Y	1	2	3E-0075	1	SWITCH GP-MAGNETIC (24-VOLT) (START RELAY)						259
	2	1,2	3S-2093	11	STRAP-CABLE						
	3	2	7P-7913	2	MOUNT						
	4	2	9X-2332	1	CLIP						
	5	1	101-3120	2	SPACER (10.5X25X20-MM THK)						
	6	1	171-2213	1	CIRCUIT BREAKER AS (135-AMPERE)						
		1	6V-8187	2	NUT (1/4-28-THD)						
		1	8T-4205	2	WASHER-HARD (7.2X14.5X2-MM THK)						
		1	253-2111	2	LOCKWASHER						
	7	1	178-1780	1	CLIP						
	8	2	215-3249	1	HARNESS AS-ENGINE (UNIT INJECTOR)						
		2	3S-2093	5	STRAP-CABLE						
		2	105-1797	5	MOUNT						
		2	191-7823	1	RECEPTACLE AS						
	9	1	033-4814	4	SCREW (10-32X1-IN)						
	10	2	132-5789	3	CLIP						
	11	2	171-2211	1	CIRCUIT BREAKER AS (90-AMPERE)						
		2	6V-8187	2	NUT (1/4-28-THD)						
		2	8T-4205	2	WASHER-HARD (7.2X14.5X2-MM THK)						
		2	253-2111	2	LOCKWASHER						
	12	2	1H-3338	4	LOCKWASHER (EXTERNAL TOOTH)						
	13	1	209-5582	1	SWITCH GP-MAGNETIC (24-VOLT) (AIR INLET HEATER RELAY)						
		1	3F-9556	2	LOCKWASHER						
		1	6V-8186	2	NUT-FULL (5/16-24-THD)						
		1	6V-8378	2	NUT (10-32-THD)						
		1	8F-1434	2	LOCKWASHER						
		1	186-3735	2	PIN-CONNECTOR (16-GA TO 18-GA)						
		1	102-8802	1	KIT-RECEPTACLE (2-PIN) (INCLUDES RECEPTACLE AS AND WEDGE)						
	14	1	3E-4353	2	WASHER-HARD (11X25X3-MM THK)						
	15	1,2	4P-7581	5	CLIP						
M	16	1	6V-3822	2	BOLT (M10X1.5X35-MM)						
M	17	2	7I-2272	2	BOLT (M5X0.8X12-MM)						
	18	2	8T-0328	2	WASHER-HARD (5.5X10X1-MM THK)						
	19	1,2	8T-4121	2	WASHER-HARD (11X21X2.5-MM THK)						
M	20	1	8T-4191	2	BOLT (M10X1.5X16-MM)						
	21	2	8T-4205	1	WASHER-HARD (7.2X14.5X2-MM THK)						
M	22	2	8T-5451	1	BOLT (M6X1X12-MM)						
	23	1	9M-1974	1	WASHER-HARD (8.8X16X2-MM THK)						
	24	2	9S-8750	4	NUT-FULL (1/4-20-THD)						

M-METRIC PART
Y-SEPARATE ILLUSTRATION

ELECTRICAL AND STARTING SYSTEM

249-7816 WIRING GP-ENGINE (contd.)

i02509218



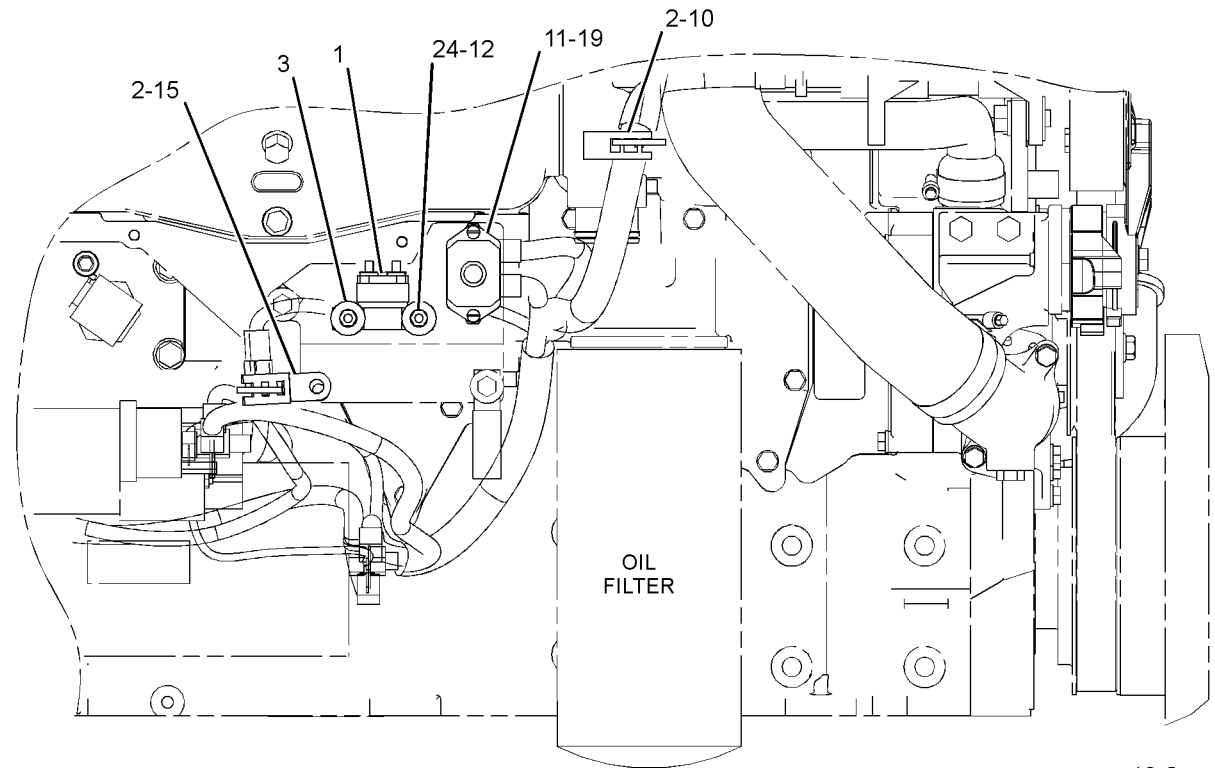
GRAPHIC #1

g01259782

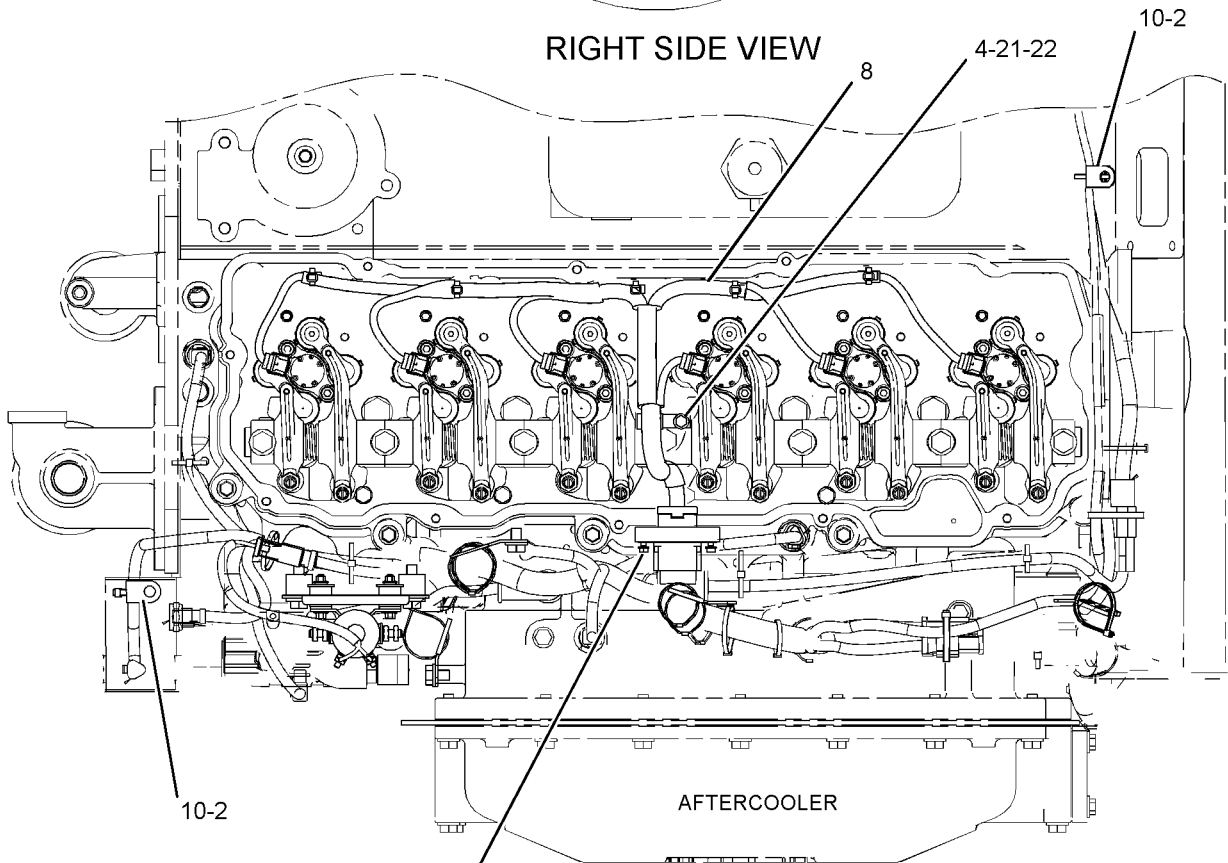
ELECTRICAL AND STARTING SYSTEM

249-7816 WIRING GP-ENGINE (contd.)

i02509218



RIGHT SIDE VIEW



TOP VIEW

GRAPHIC #2

<END>

g01259783

ELECTRICAL AND STARTING SYSTEM

278-2531 WIRING GP-ENGINE

FOR USE WITH AIR STARTING MOTOR
AN ATTACHMENT

SMCS-1000, 1408

i02747316

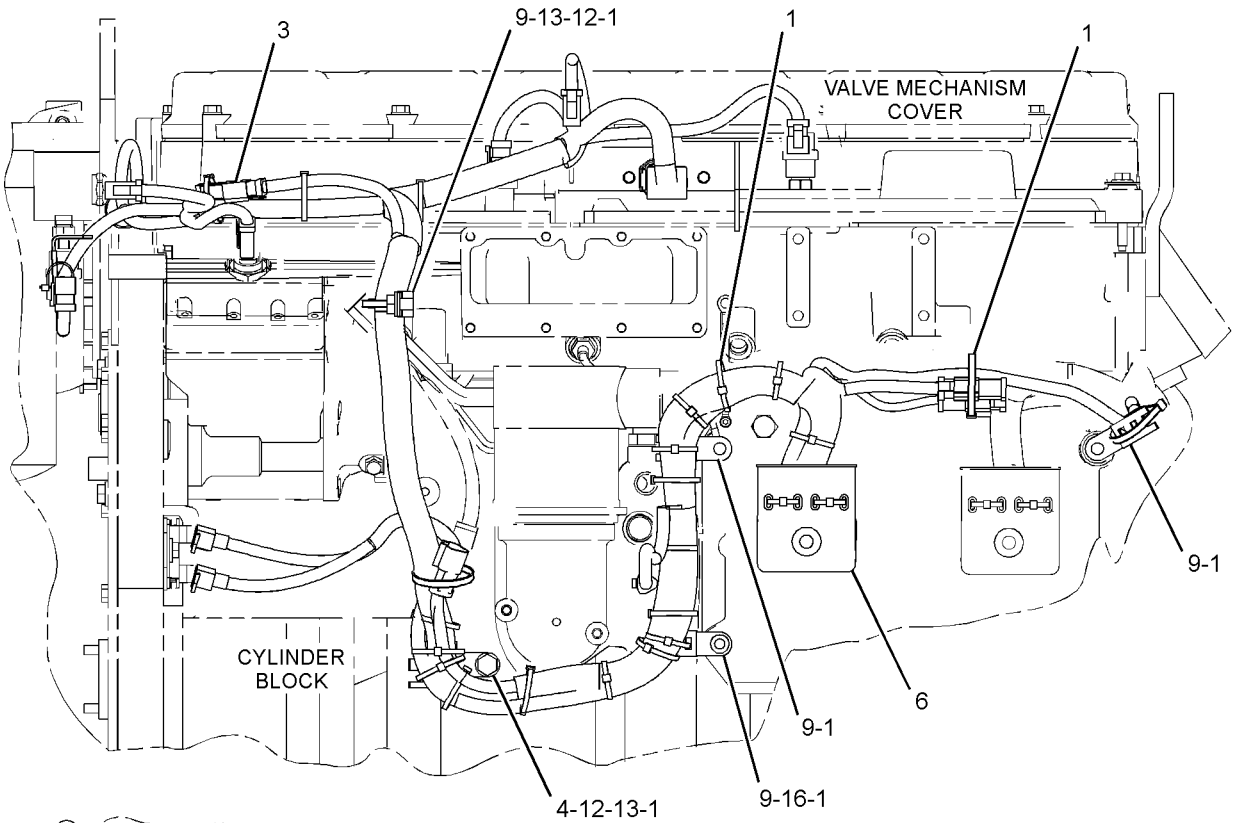
NOTE	REF NO	GRAPHIC REF	PART NUMBER	QTY	PART NAME	SEE PAGE
					1 2 3 4 5 6 (PRODUCT LEVEL)	
	1	1	3S-2093	14	STRAP-CABLE	
	2	1	9X-2332	1	CLIP	
	3	1	160-8124	1	PLUG AS (2-PIN)	
		1	102-8802	1	KIT-RECEPTACLE (2-PIN) (INCLUDES RECEPTACLE AS & WEDGE)	
		1	8T-8737	2	PLUG-SEAL	
	4	1	178-1780	1	CLIP	
	5	1	215-3249	1	HARNESS AS-ENGINE (UNIT INJECTOR)	
	6	1	293-5393	1	HARNESS AS-SENSOR	
	7	1	132-5789	2	CLIP	
	8	1	3E-4352	1	WASHER-HARD (8.8X20.5X2.5-MM THK)	
	9	1	4P-7581	5	CLIP	
M	10	1	7I-2272	2	BOLT (M5X0.8X12-MM)	
	11	1	8T-0328	2	WASHER-HARD (5.5X10X1-MM THK)	
	12	1	8T-4121	2	WASHER-HARD (11X21X2.5-MM THK)	
M	13	1	8T-4191	2	BOLT (M10X1.5X16-MM)	
	14	1	8T-4205	1	WASHER-HARD (7.2X14.5X2-MM THK)	
M	15	1	8T-5451	1	BOLT (M6X1X12-MM)	
	16	1	9M-1974	1	WASHER-HARD (8.8X16X2-MM THK)	

M-METRIC PART

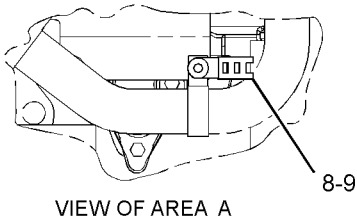
ELECTRICAL AND STARTING SYSTEM

278-2531 WIRING GP-ENGINE (contd.)

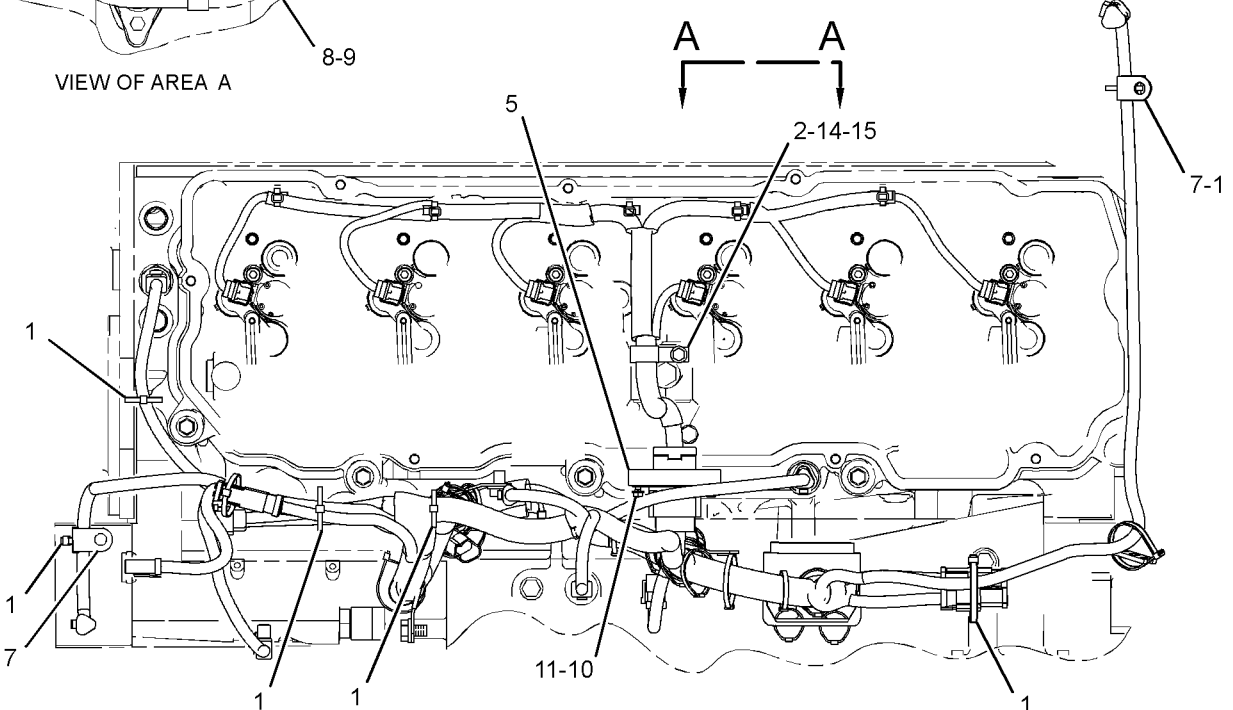
i02747316



LEFT SIDE VIEW OF ENGINE



VIEW OF AREA A



TOP VIEW OF ENGINE

GRAPHIC #1

<END>

g01385643

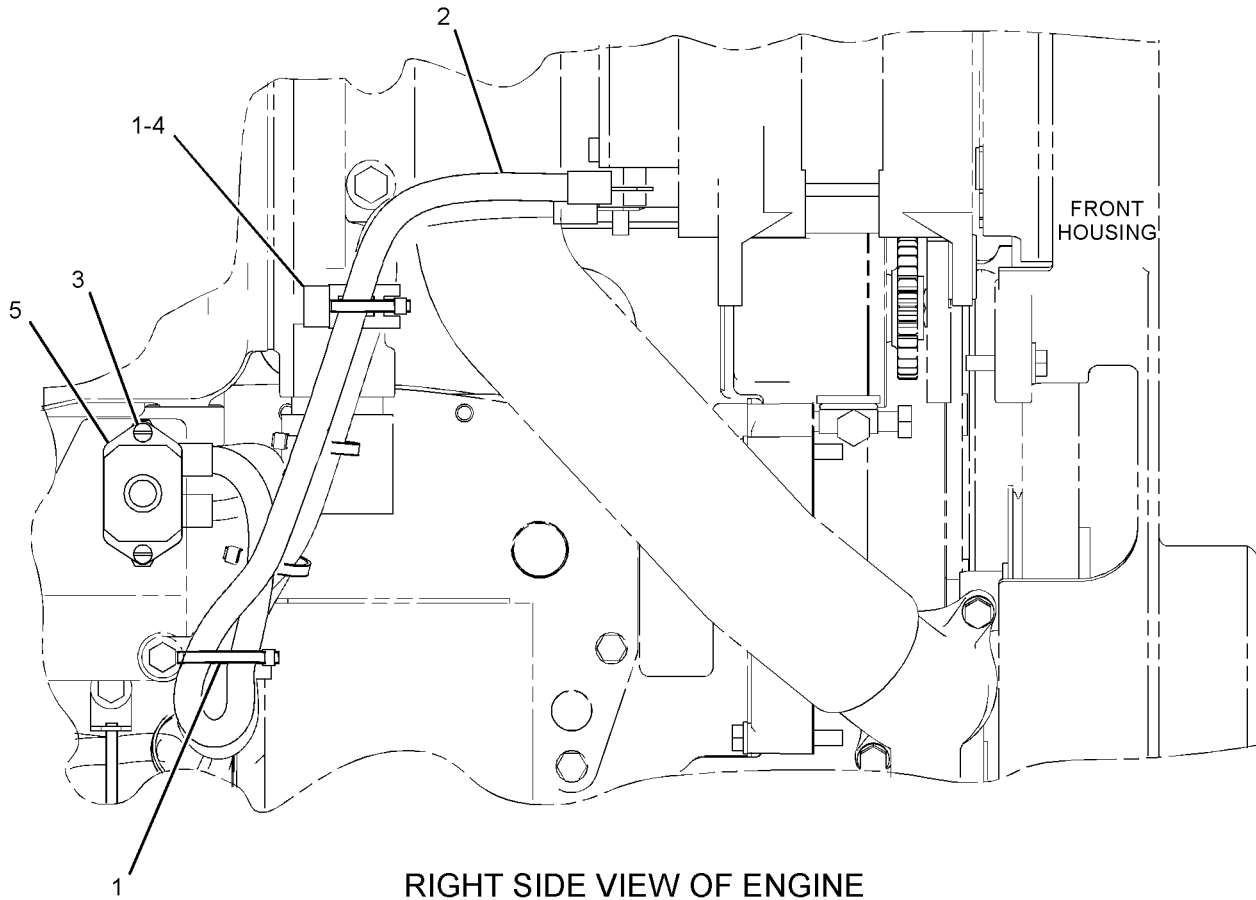
ELECTRICAL AND STARTING SYSTEM

278-3328 WIRING GP-ENGINE-ALTERNATOR CIRCUIT BREAKER 24-VOLT AN ATTACHMENT

SMCS-1000, 1408

i02747325

NOTE	REF NO	GRAPHIC REF	PART NUMBER	QTY	PART NAME						SEE PAGE
					1	2	3	4	5	6 (PRODUCT LEVEL)	
	1	1	3S-2093	2	STRAP-CABLE						
	2	1	278-3391	1	WIRE AS						
	3	1	033-4814	2	SCREW (10-32X1-IN)						
	4	1	132-5789	1	CLIP						
	5	1	171-2211	1	CIRCUIT BREAKER AS (90-AMPERE) (ALTERNATOR)						
		1	6V-8187	2	NUT (1/4-28-THD)						
		1	8T-4205	2	WASHER-HARD (7.2X14.5X2-MM THK)						
		1	253-2111	2	LOCKWASHER						



RIGHT SIDE VIEW OF ENGINE

GRAPHIC #1

<END>

g01385656

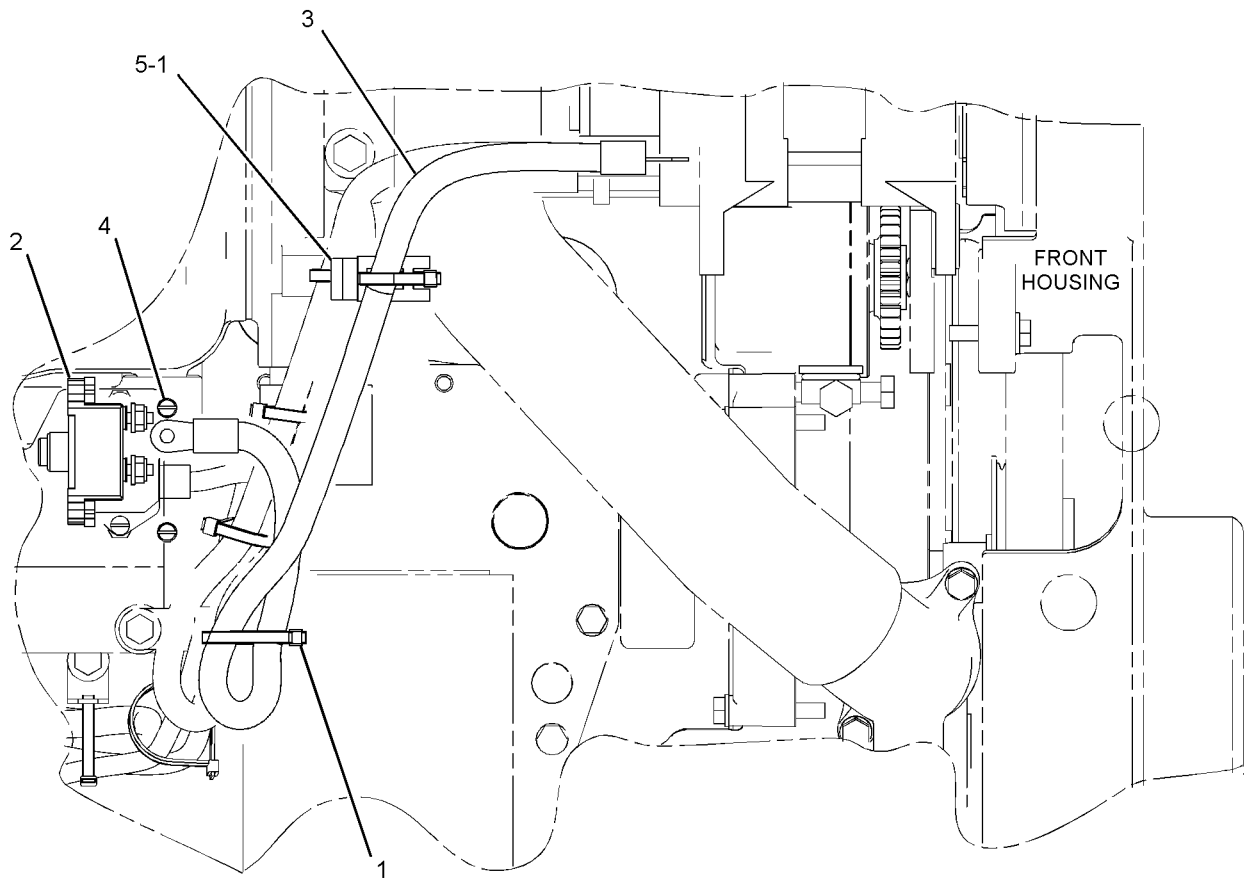
ELECTRICAL AND STARTING SYSTEM

278-3394 WIRING GP-ENGINE-ALTERNATOR CIRCUIT BREAKER 12-VOLT AN ATTACHMENT

SMCS-1000, 1408

i02747360

NOTE	REF NO	GRAPHIC REF	PART NUMBER	QTY	PART NAME						SEE PAGE
					1	2	3	4	5	6 (PRODUCT LEVEL)	
	1	1	3S-2093	2	STRAP-CABLE						
	2	1	171-2213	1	CIRCUIT BREAKER AS (135-AMPERE) (ALTERNATOR)						
		1	6V-8187	2	NUT (1/4-28-THD)						
		1	8T-4205	2	WASHER-HARD (7.2X14.5X2-MM THK)						
		1	253-2111	2	LOCKWASHER						
	3	1	278-3391	1	WIRE AS						
	4	1	033-4814	2	SCREW (10-32X1-IN)						
	5	1	132-5789	1	CLIP						



RIGHT SIDE VIEW OF ENGINE

GRAPHIC #1

<END>

g01385691

ELECTRICAL AND STARTING SYSTEM

279-0100 WIRING GP-ENGINE-AIR INLET HEATER

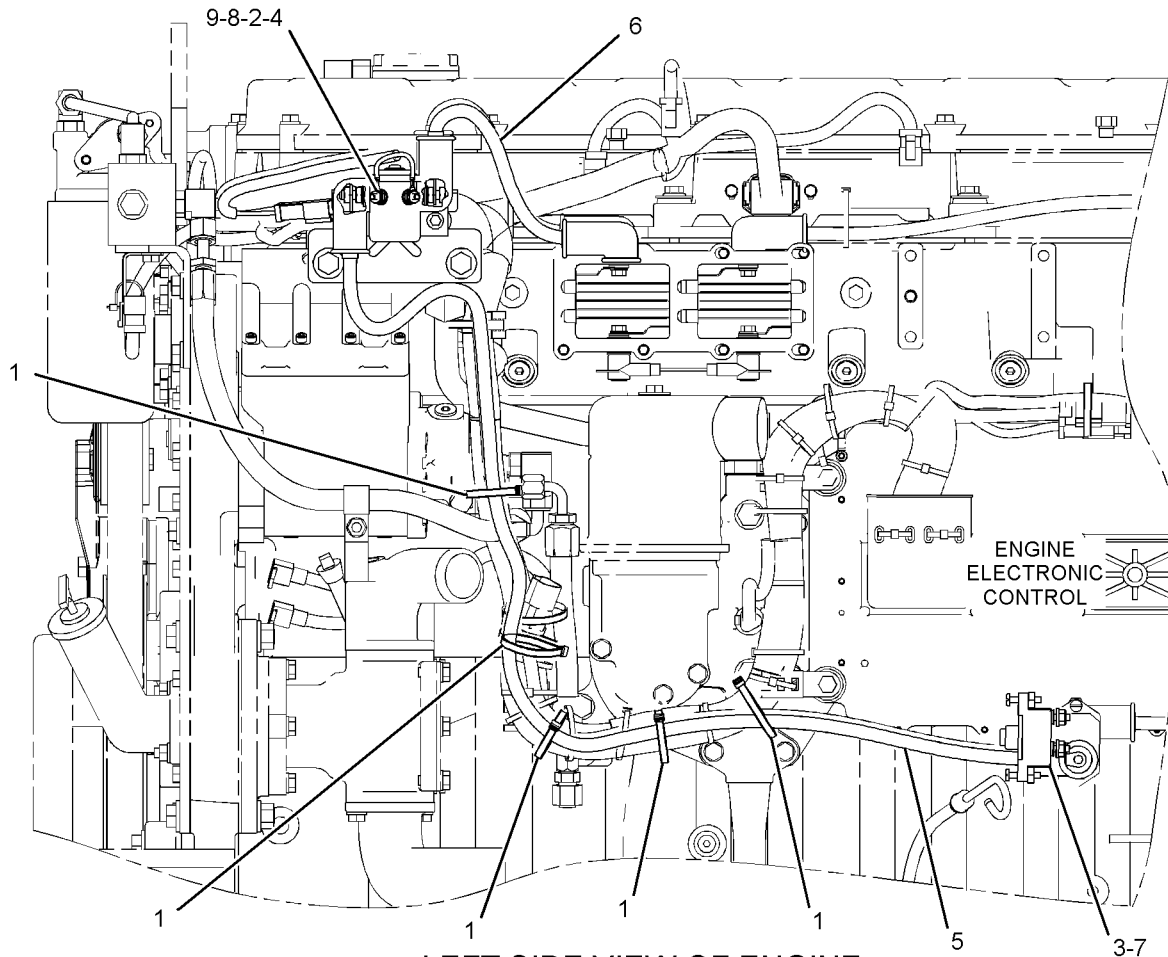
12-VOLT
AN ATTACHMENT

SMCS-1000, 1408

i02845704

NOTE	REF NO	GRAPHIC REF	PART NUMBER	QTY	PART NAME						SEE PAGE
					1	2	3	4	5	6 (PRODUCT LEVEL)	
	1	1	3S-2093	5	STRAP-CABLE						
	2	1	101-3120	2	SPACER (10.5X25X20-MM THK)						
	3	1	171-2213	1	CIRCUIT BREAKER AS (135-AMPERE)						
		1	6V-8187	2	NUT (1/4-28-THD)						
		1	8T-4205	2	WASHER-HARD (7.2X14.5X2-MM THK)						
		1	253-2111	2	LOCKWASHER						
Y	4	1	212-7766	1	SWITCH GP-MAGNETIC (12-VOLT) (AIR INLET HEATER)						264
	5	1	224-1374	1	WIRE AS						
	6	1	224-1377	1	WIRE AS						
	7	1	033-4814	2	SCREW (10-32X1-IN)						
	8	1	3E-4353	2	WASHER-HARD (11X25X3-MM THK)						
M	9	1	6V-3822	2	BOLT (M10X1.5X35-MM)						

M-METRIC PART
Y-SEPARATE ILLUSTRATION



LEFT SIDE VIEW OF ENGINE

GRAPHIC #1

<END>

g01385812

ELECTRICAL AND STARTING SYSTEM

279-0101 WIRING GP-ENGINE-AIR INLET HEATER

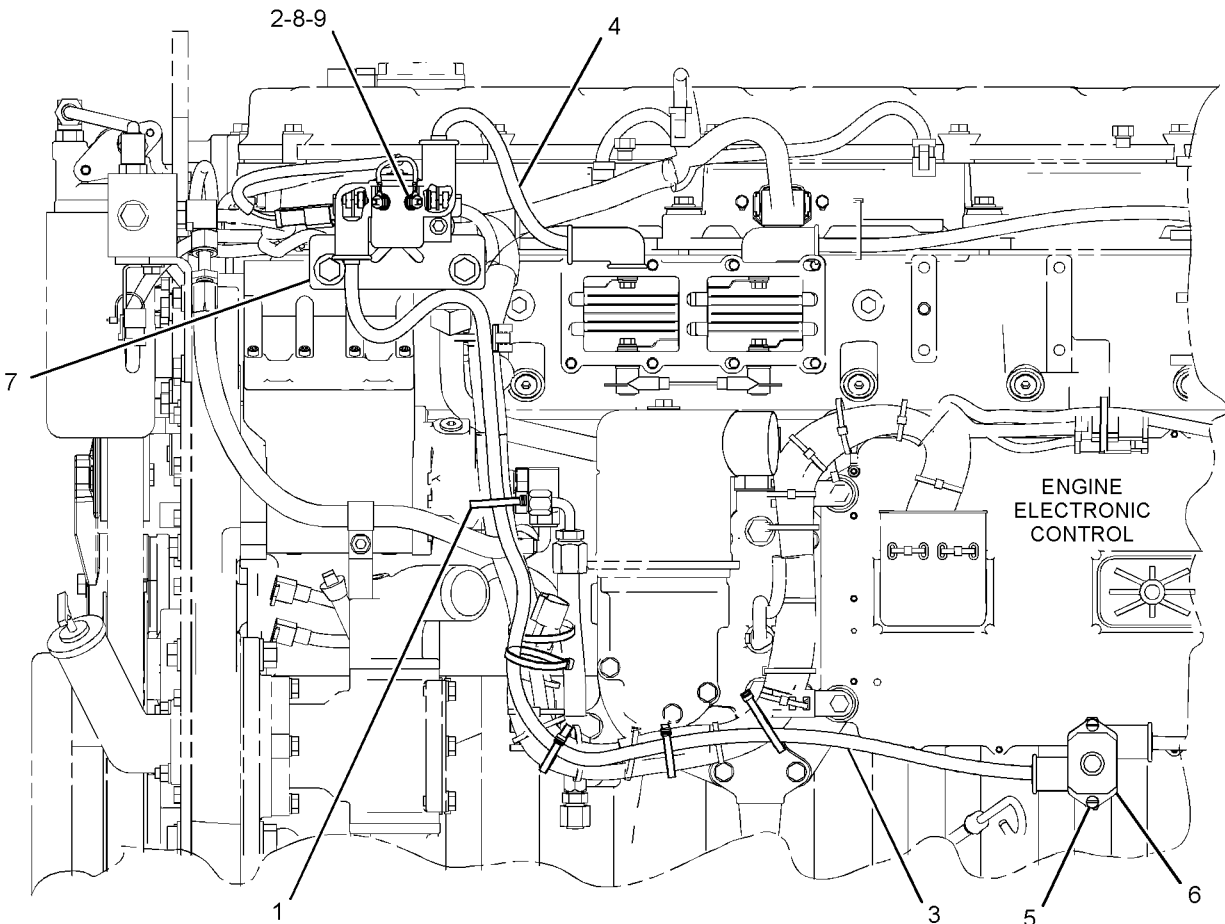
24-VOLT
AN ATTACHMENT

SMCS-1000, 1408

i02845703

NOTE	REF NO	GRAPHIC REF	PART NUMBER	QTY	PART NAME						SEE PAGE
					1	2	3	4	5	6 (PRODUCT LEVEL)	
	1	1	3S-2093	5	STRAP-CABLE						
	2	1	101-3120	2	SPACER (10.5X25X20-MM THK)						
	3	1	224-1374	1	WIRE AS						
	4	1	224-1377	1	WIRE AS						
	5	1	033-4814	2	SCREW (10-32X1-IN)						
	6	1	171-2211	1	CIRCUIT BREAKER AS (90-AMPERE)						
		1	6V-8187	2	NUT (1/4-28-THD)						
		1	8T-4205	2	WASHER-HARD (7.2X14.5X2-MM THK)						
		1	253-2111	2	LOCKWASHER						
Y	7	1	223-4453	1	SWITCH GP-MAGNETIC (24-VOLT) (AIR INLET HEATER)						265
	8	1	3E-4353	2	WASHER-HARD (11X25X3-MM THK)						
M	9	1	6V-3822	2	BOLT (M10X1.5X35-MM)						

M-METRIC PART
Y-SEPARATE ILLUSTRATION



LEFT SIDE VIEW OF ENGINE

GRAPHIC #1

<END>

g01386362

ELECTRICAL AND STARTING SYSTEM

279-5307 WIRING GP-ENGINE-START RELAY

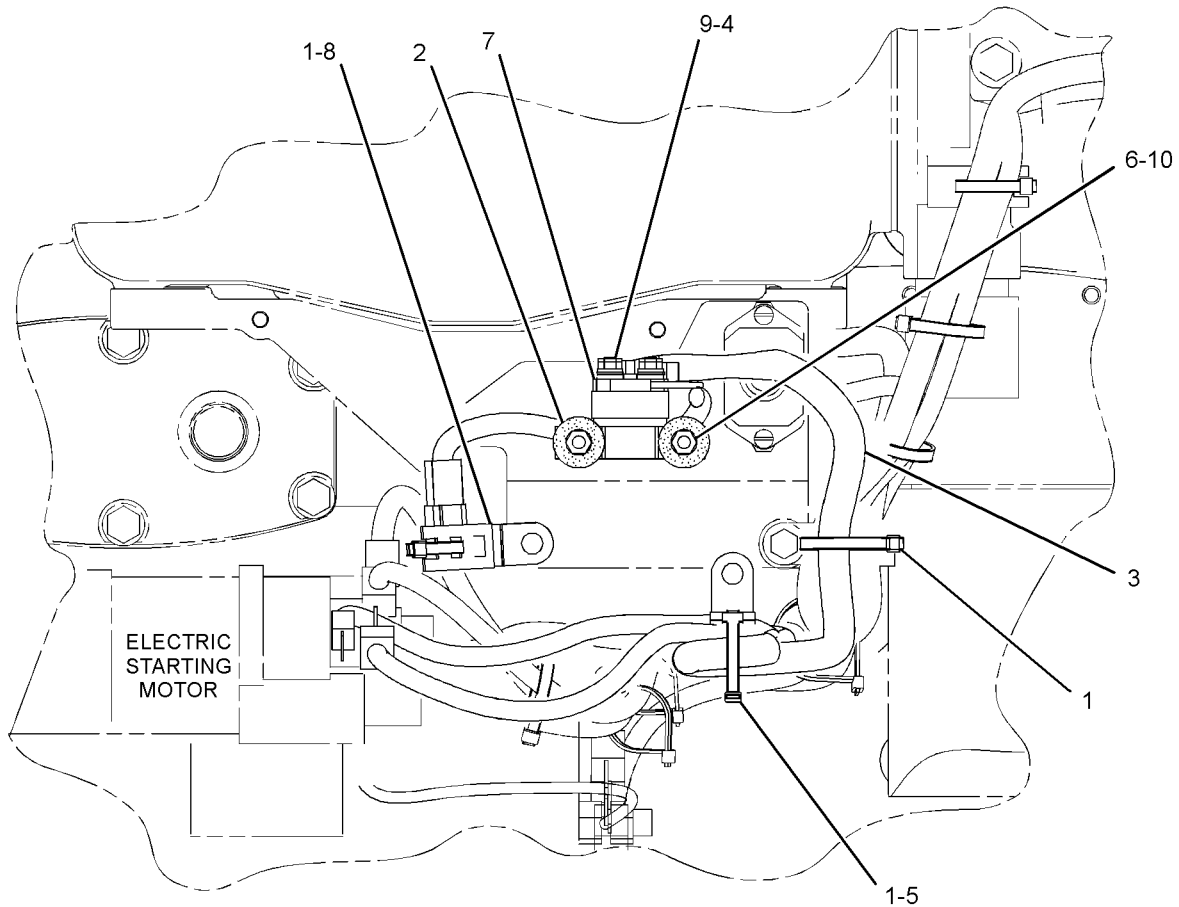
12-VOLT
AN ATTACHMENT

SMCS-1000, 1408

i02845702

NOTE	REF NO	GRAPHIC REF	PART NUMBER	QTY	PART NAME						SEE PAGE
					1	2	3	4	5	6 (PRODUCT LEVEL)	
	1	1	3S-2093	3	STRAP - CABLE						
	2	1	7P-7913	2	MOUNT						
	3	1	279-5306	1	HARNESS AS-WIRING						
	4	1	012-0380	2	LOCKWASHER						
	5	1	132-5789	1	CLIP						
	6	1	1H-3338	4	LOCKWASHER (EXTERNAL TOOTH)						
Y	7	1	3E-7278	1	SWITCH GP-MAGNETIC (START RELAY)						259
	8	1	4P-7581	1	CLIP						
M	9	1	5C-2890	2	NUT (M6X1-THD)						
	10	1	9S-8750	4	NUT-FULL (1/4-20-THD)						

M-METRIC PART
Y-SEPARATE ILLUSTRATION



RIGHT SIDE VIEW OF ENGINE

GRAPHIC #1

<END>

g01386186

ELECTRICAL AND STARTING SYSTEM

283-0118 WIRING GP-ENGINE-START RELAY

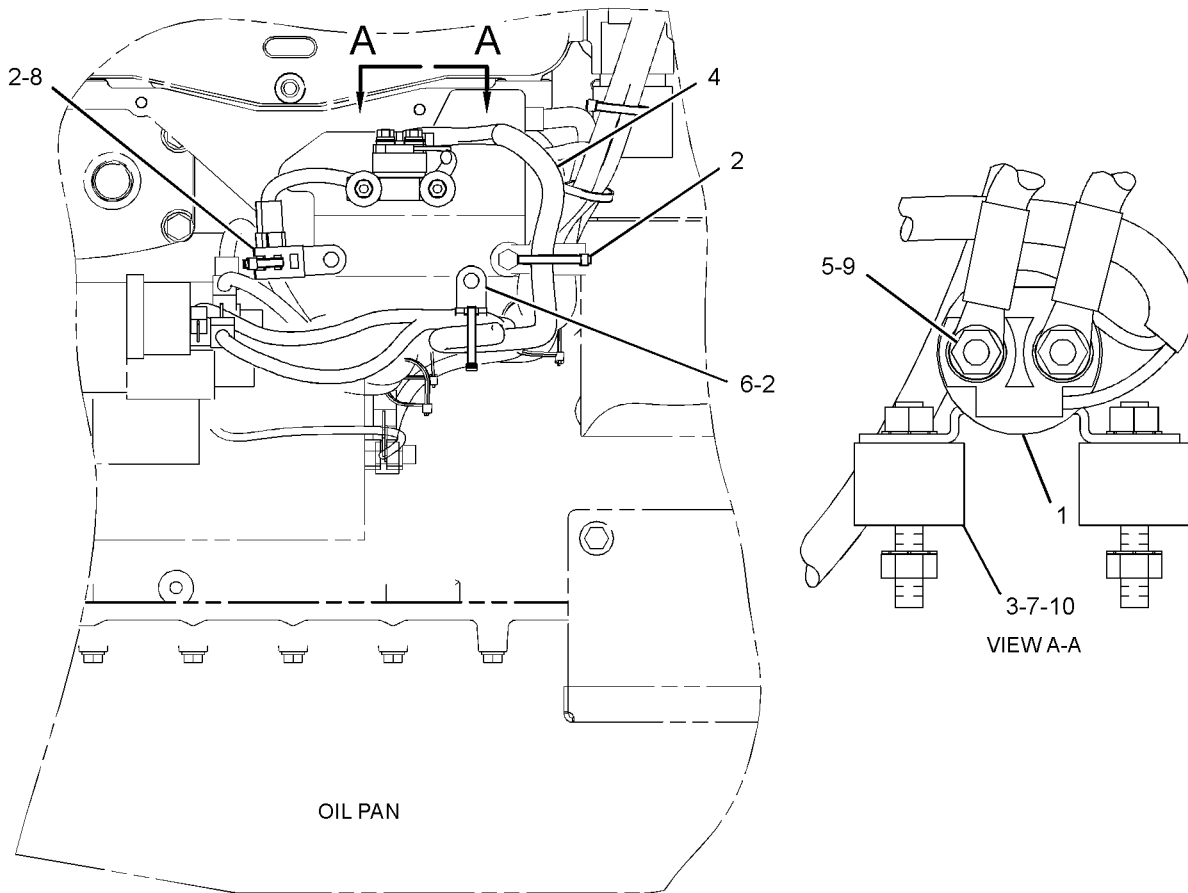
24-VOLT
AN ATTACHMENT

SMCS-1000, 1408

i02747556

NOTE	REF NO	GRAPHIC REF	PART NUMBER	QTY	PART NAME						SEE PAGE
					1	2	3	4	5	6 (PRODUCT LEVEL)	
Y	1	1	3E-0075	1	SWITCH GP-MAGNETIC (24-VOLT) (START RELAY)						259
	2	1	3S-2093	3	STRAP-CABLE						
	3	1	7P-7913	2	MOUNT						
	4	1	279-5306	1	HARNESS AS-WIRING						
	5	1	012-0380	2	LOCKWASHER						
	6	1	132-5789	1	CLIP						
	7	1	1H-3338	4	LOCKWASHER (EXTERNAL TOOTH)						
	8	1	4P-7581	1	CLIP						
M	9	1	5C-2890	2	NUT (M6X1-THD)						
	10	1	9S-8750	4	NUT-FULL (1/4-20-THD)						

M-METRIC PART
Y-SEPARATE ILLUSTRATION



GRAPHIC #1

<END>

g01385855

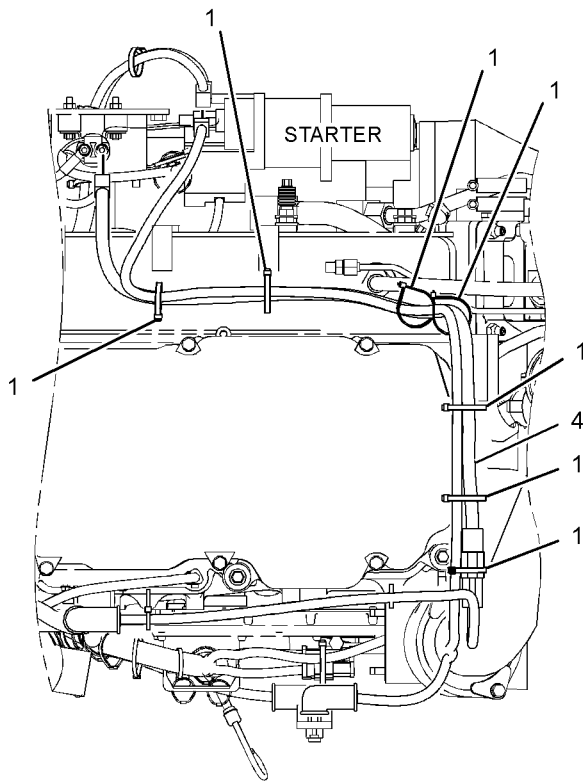
ELECTRICAL AND STARTING SYSTEM

306-7690 WIRING GP-ENGINE- AIR INLET HEATER, STARTING MOTOR AN ATTACHMENT

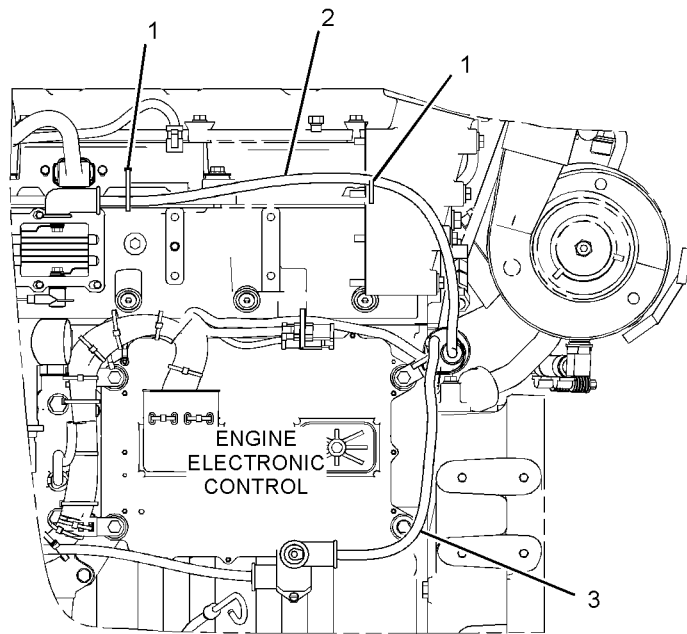
SMCS-1000, 1408

i02754710

NOTE	REF NO	GRAPHIC REF	PART NUMBER	QTY	PART NAME						SEE PAGE
					1	2	3	4	5	6 (PRODUCT LEVEL)	
	1	1	3S-2093	9	STRAP-CABLE						
	2	1	205-3729	1	WIRE AS						
	3	1	224-1378	1	WIRE AS						
	4	1	283-7553	1	WIRE AS						



TOP VIEW OF ENGINE



LEFT SIDE VIEW OF ENGINE

GRAPHIC #1

<END>

g01383278

ELECTRICAL AND STARTING SYSTEM

165-0199 WIRING GP-INSTRUMENT PANEL

FOR USE WITH MARINE POWER DISPLAY AND CUSTOMER SUPPLIED HARNESS
AN ATTACHMENT

SMCS-1408, 7451

i02124334

NOTE	PART NUMBER	QTY	PART NAME						SEE PAGE
			1	2	3	4	5	6 (PRODUCT LEVEL)	
	165-0200	1	CABLE AS						
E	153-2707		CABLE-ELECTRICAL (2-CONDUCTOR, 18-GA) (32-CM)						
D	5P-6001		TUBE-HEAT SHRINK (4.75-MM DIA) (0.1-M)						
	8T-8730	4	SOCKET-CONNECTOR (16-GA TO 18-GA)						
E	125-7876		TUBE-HEAT SHRINK (10-CM)						
	133-0969	2	CONNECTOR-SOCKET						
	148-5390	1	KIT-CONNECTING PLUG (3-PIN) (INCLUDES PLUG AS AND WEDGE)						
	165-0201	1	CABLE AS						
E	153-2707		CABLE-ELECTRICAL (2-CONDUCTOR, 18-GA) (30-CM)						
D	5P-6001		TUBE-HEAT SHRINK (4.75-MM DIA) (0.1-M)						
	8T-8730	4	SOCKET-CONNECTOR (16-GA TO 18-GA)						
E	125-7876		TUBE-HEAT SHRINK (10-CM)						
	133-0969	2	CONNECTOR-SOCKET						
	148-5390	2	KIT-CONNECTING PLUG (3-PIN) (EACH INCLUDES PLUG AS AND WEDGE)						
	133-0970	1	RECEPTACLE AS (TEE)						
	134-2540	1	JUMPER-PLUG-IN (3-PIN)						

D-ORDER BY THE METER
E-ORDER BY THE CENTIMETER

<END>

193-5582 WIRING GP-PANEL

REQUIRES 153-2707 BULK CABLE FOR INSTALLATION AND MARINE POWER DISPLAY UNIT
FOR USE WITH ADDITIONAL MARINE POWER DISPLAY UNITS
AN ATTACHMENT

SMCS-4459

i02128407

NOTE	PART NUMBER	QTY	PART NAME						SEE PAGE
			1	2	3	4	5	6 (PRODUCT LEVEL)	
	165-0200	1	CABLE AS						
E	153-2707		CABLE-ELECTRICAL (2-CONDUCTOR, 18-GA) (32CM)						
	3E-3368	1	WEDGE-PLUG LOCK (3-PIN)						
D	5P-6001	1	TUBE-HEAT SHRINK (4.75-MM DIA) (0.1M)						
	8T-8730		SOCKET-CONNECTOR (16-GA TO 18-GA)						
BE	125-7876		TUBE-HEAT SHRINK						
	133-0969	2	CONNECTOR-SOCKET						
	148-5390	1	KIT-CONNECTING PLUG (3-PIN) (INCLUDES PLUG AS AND WEDGE)						
	133-0970	1	RECEPTACLE AS (TEE)						
	133-0974	2	WEDGE-PLUG LOCK						

B-USE AS REQUIRED
D-ORDER BY THE METER
E-ORDER BY THE CENTIMETER

<END>

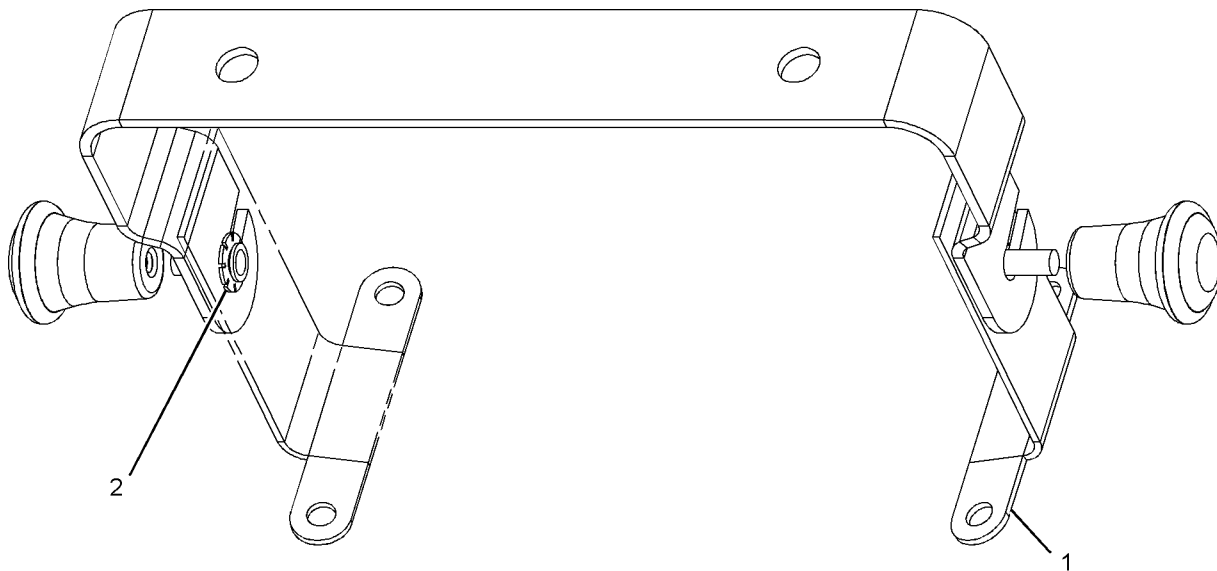
OPERATOR STATION

227-4283 BRACKET GP-MOUNTING-MESSENGER DISPLAY AN ATTACHMENT

SMCS-5258

i02518545

NOTE	REF NO	GRAPHIC REF	PART NUMBER	QTY	PART NAME						SEE PAGE
					1	2	3	4	5	6 (PRODUCT LEVEL)	
	1	1	208-8375	2	BRACKET						
	2	1	5H-6555	2	LOCKWASHER						



GRAPHIC #1

<END>

g01049527

OPERATOR STATION

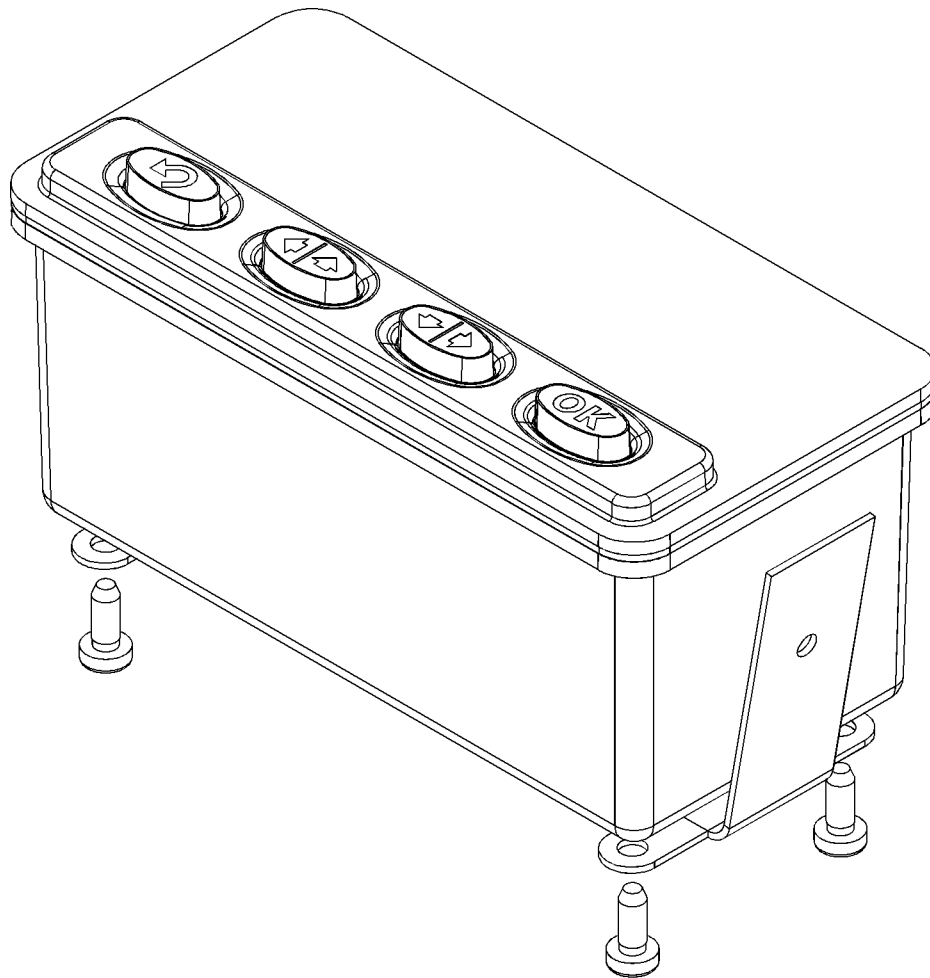
226-5567 CONTROL GP-UNPRGMED MONITOR

PART OF 228-7424 MODULE GP-DISPLAY
AN ATTACHMENT

SMCS-7610

i02518670

NOTE	REF NO	GRAPHIC REF	PART NUMBER	QTY	PART NAME						SEE PAGE
					1	2	3	4	5	6 (PRODUCT LEVEL)	
(NO SERVICED PARTS)											



GRAPHIC #1

<END>

g01052015

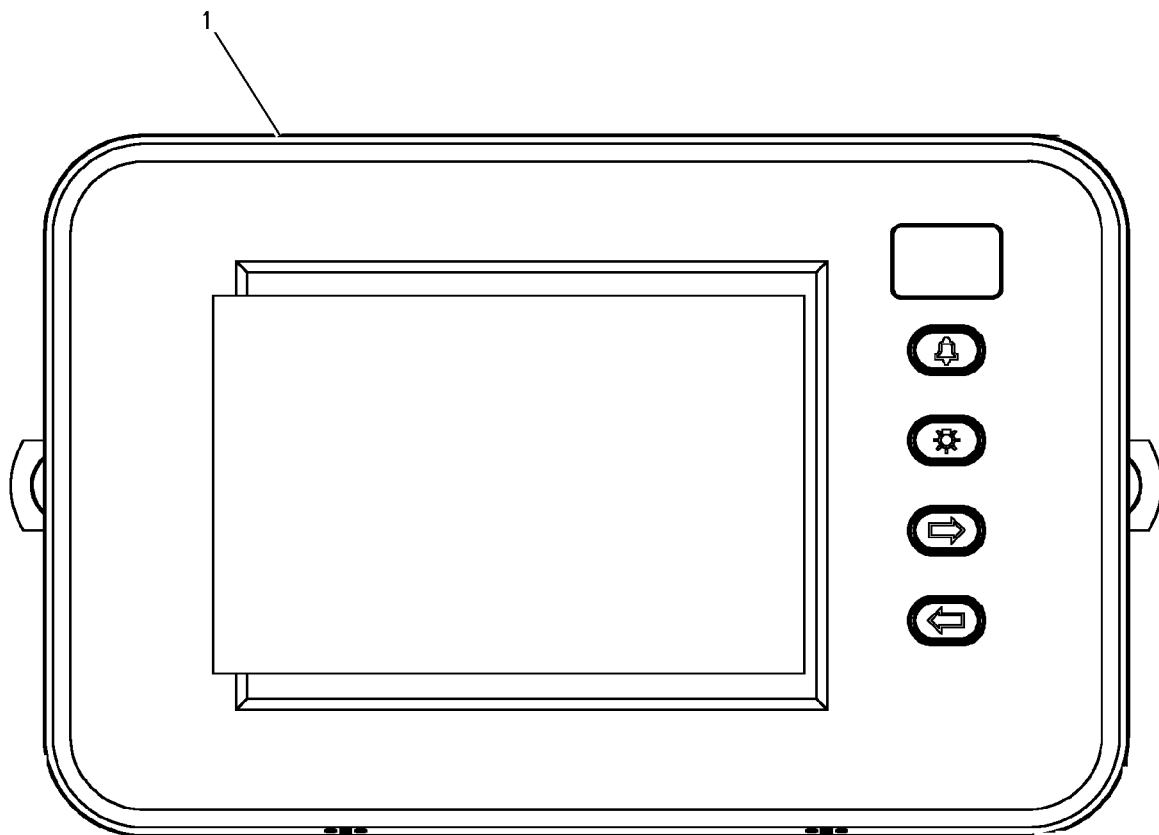
OPERATOR STATION

267-8623 DISPLAY GP-MONITOR-MARINE POWER DISPLAY AN ATTACHMENT

SMCS-7490

i02958446

NOTE	REF NO	GRAPHIC REF	PART NUMBER	QTY	PART NAME						SEE PAGE
					1	2	3	4	5	6 (PRODUCT LEVEL)	
Y	1	1	307-7542	1	DISPLAY GP-MONITOR						316
Y-SEPARATE ILLUSTRATION											



GRAPHIC #1

<END>

g00914466

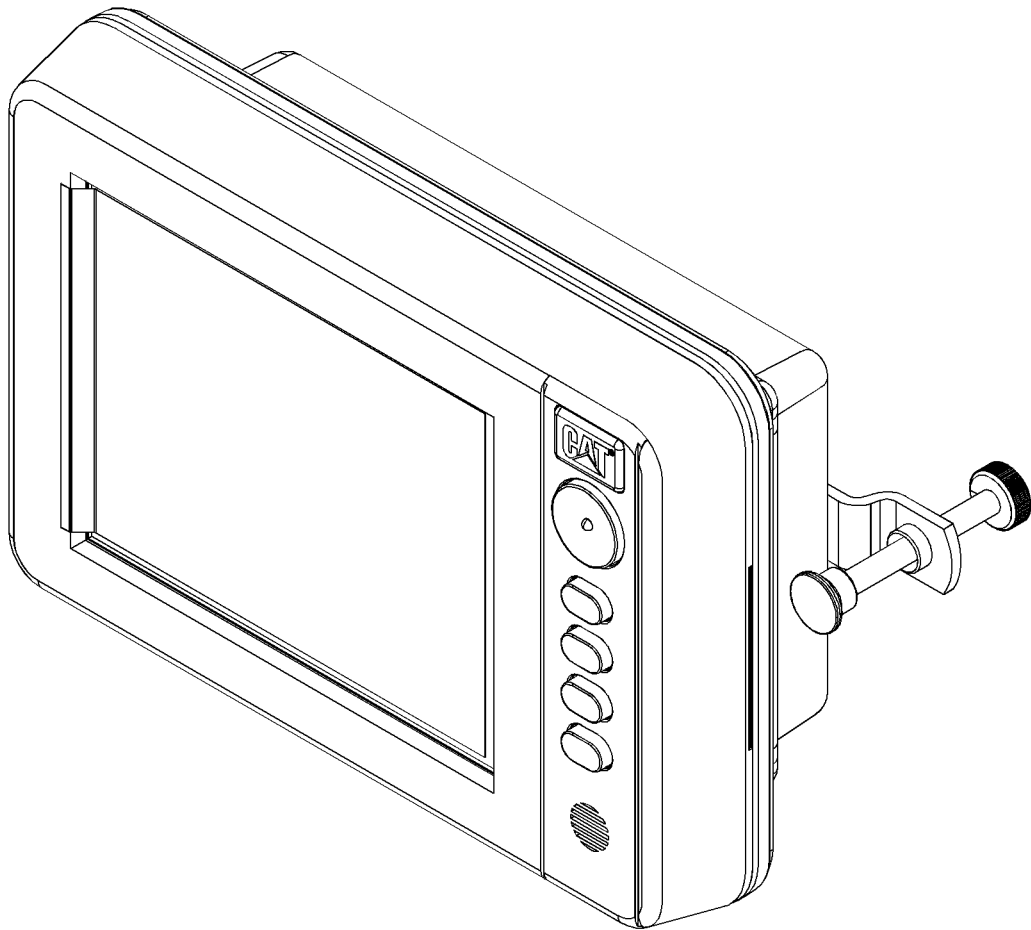
OPERATOR STATION

284-3001 DISPLAY GP-MONITOR-UNPROGRAMMED FIELD INSTALLATION

SMCS-7490

i02896026

NOTE	REF NO	GRAPHIC REF	PART NUMBER	QTY	PART NAME						SEE PAGE
					1	2	3	4	5	6 (PRODUCT LEVEL)	
(NO SERVICED PARTS)											



GRAPHIC #1

<END>

g01441724

OPERATOR STATION

284-3005 DISPLAY GP-MONITOR

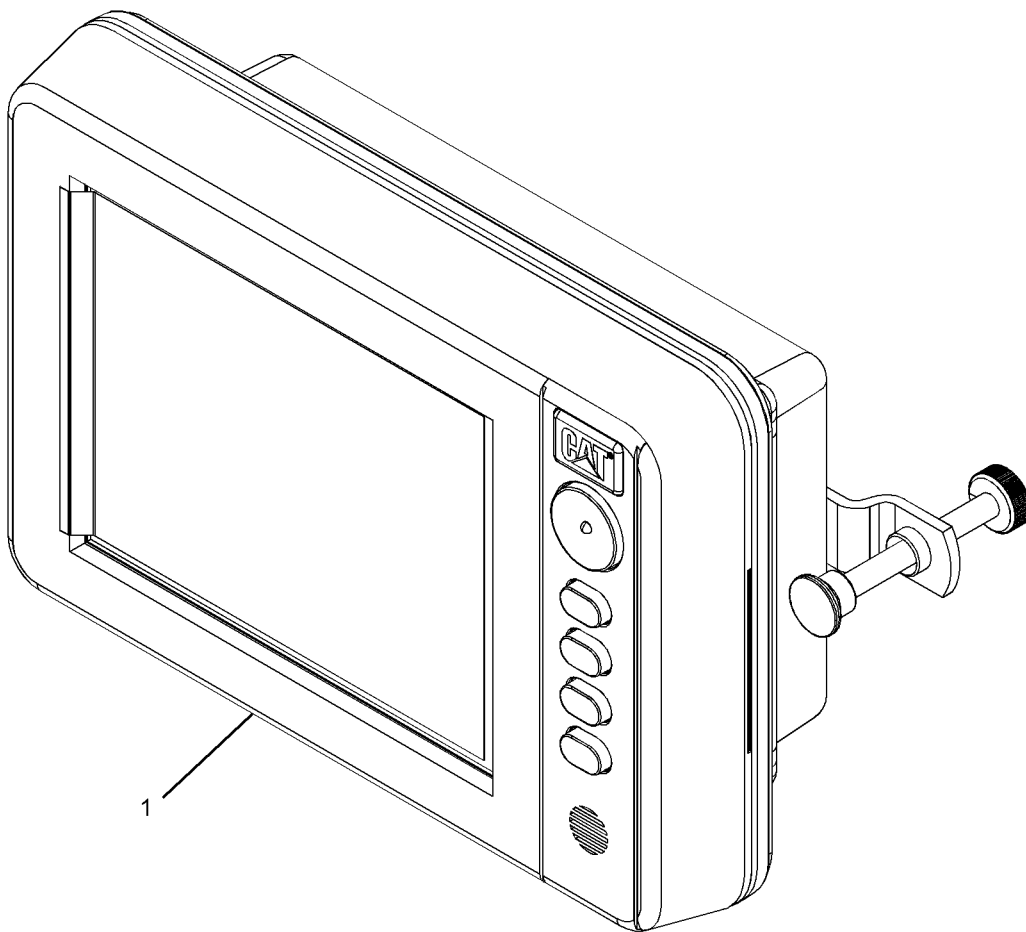
FIELD REPLACEMENT ORDER 284-3001-PAGE 313

AN ATTACHMENT

SMCS-7490

i02888699

NOTE	REF NO	GRAPHIC REF	PART NUMBER	QTY	PART NAME						SEE PAGE
					1	2	3	4	5	6 (PRODUCT LEVEL)	
	1	1	284-3004	1	DISPLAY GP-MONITOR						



GRAPHIC #1

<END>

g01441698

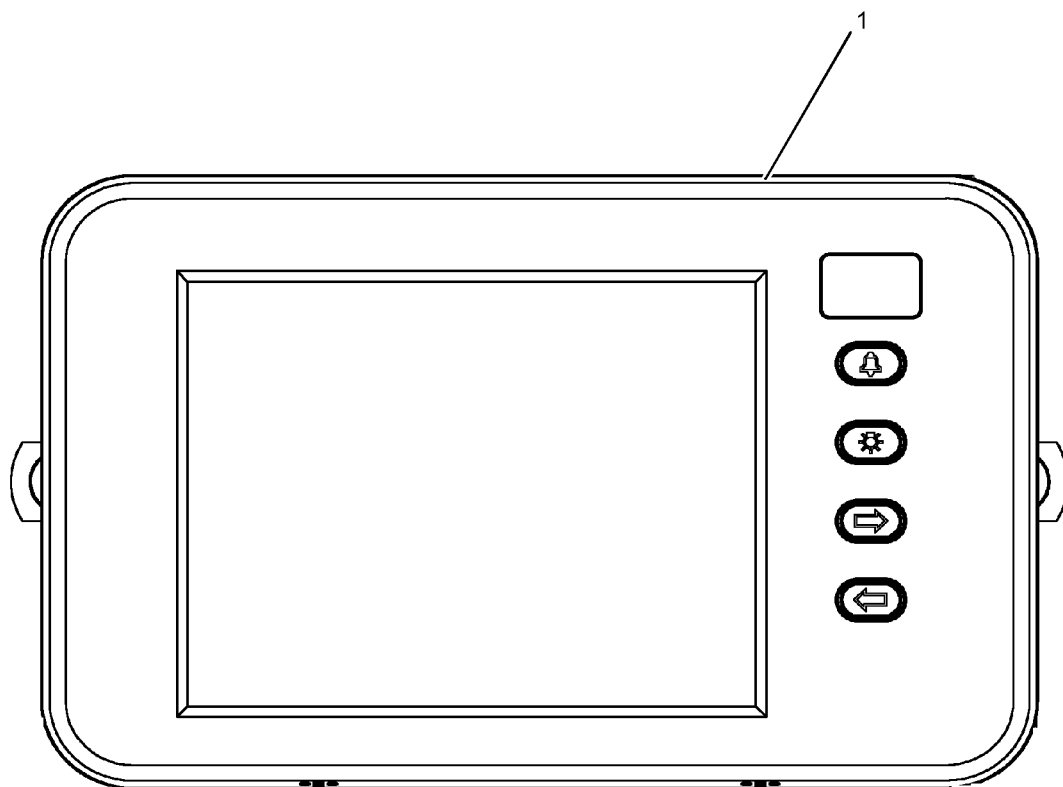
OPERATOR STATION

292-9715 DISPLAY GP-MONITOR AN ATTACHMENT

SMCS-7490

i03598632

NOTE	REF NO	GRAPHIC REF	PART NUMBER	QTY	PART NAME						SEE PAGE
					1	2	3	4	5	6 (PRODUCT LEVEL)	
	1	1	292-9714	1	DISPLAY GP-MONITOR (MARINE POWER DISPLAY)						



GRAPHIC #1

<END>

g01434488

OPERATOR STATION

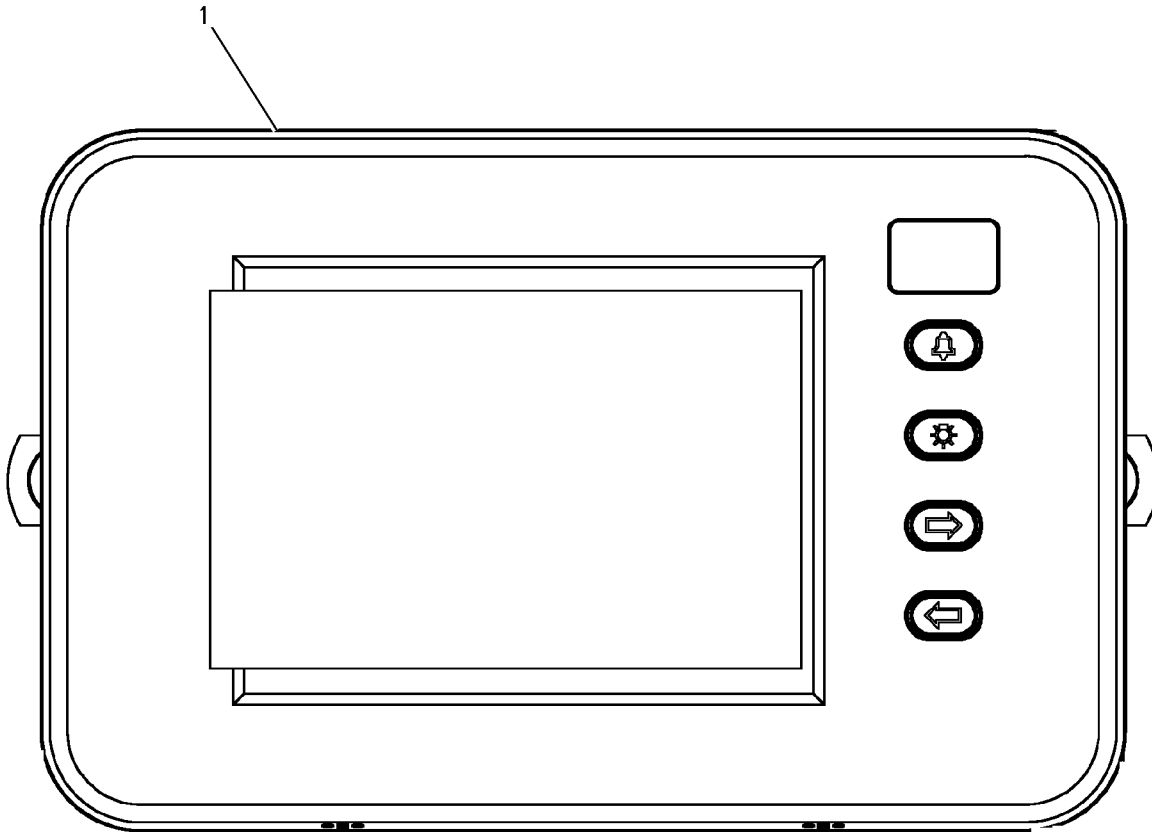
307-7542 DISPLAY GP-MONITOR

PART OF 267-8623 DISPLAY GP-MONITOR
AN ATTACHMENT

SMCS-7490

i02738427

NOTE	REF NO	GRAPHIC REF	PART NUMBER	QTY	PART NAME						SEE PAGE
					1	2	3	4	5	6 (PRODUCT LEVEL)	
	1	1	307-7541	1	DISPLAY GP-MONITOR (MARINE POWER DISPLAY)						
		1	208-0589	1	COVER-PROTECTION						



GRAPHIC #1

<END>

g00914466

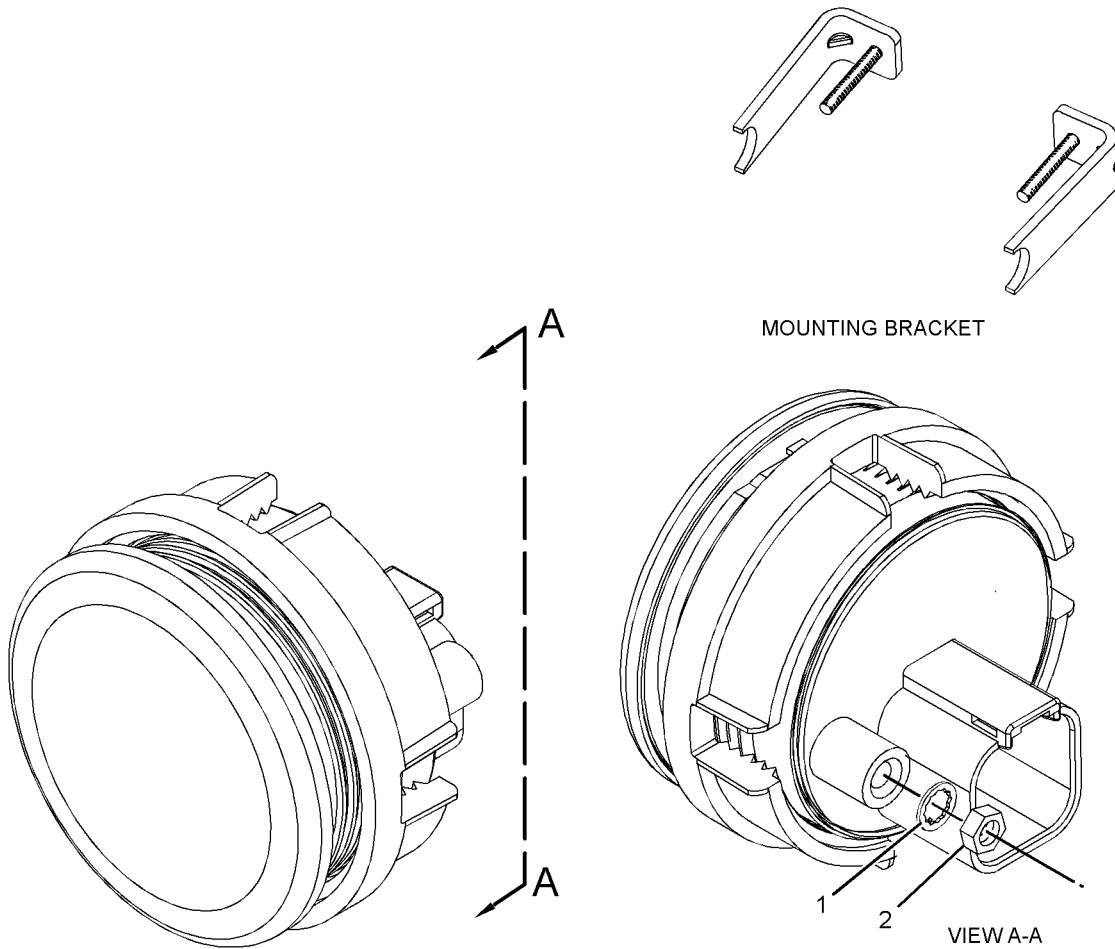
OPERATOR STATION

250-2297 METER GP-SERVICE-WHITE BACKLIGHT AN ATTACHMENT

SMCS-7478

i02491611

NOTE	REF NO	GRAPHIC REF	PART NUMBER	QTY	PART NAME						SEE PAGE
					1	2	3	4	5	6 (PRODUCT LEVEL)	
	1	1	9B-7233	1	LOCKWASHER						
	2	1	4B-2043	1	NUT (8-32-THD)						



GRAPHIC #1

<END>

g01250667

OPERATOR STATION

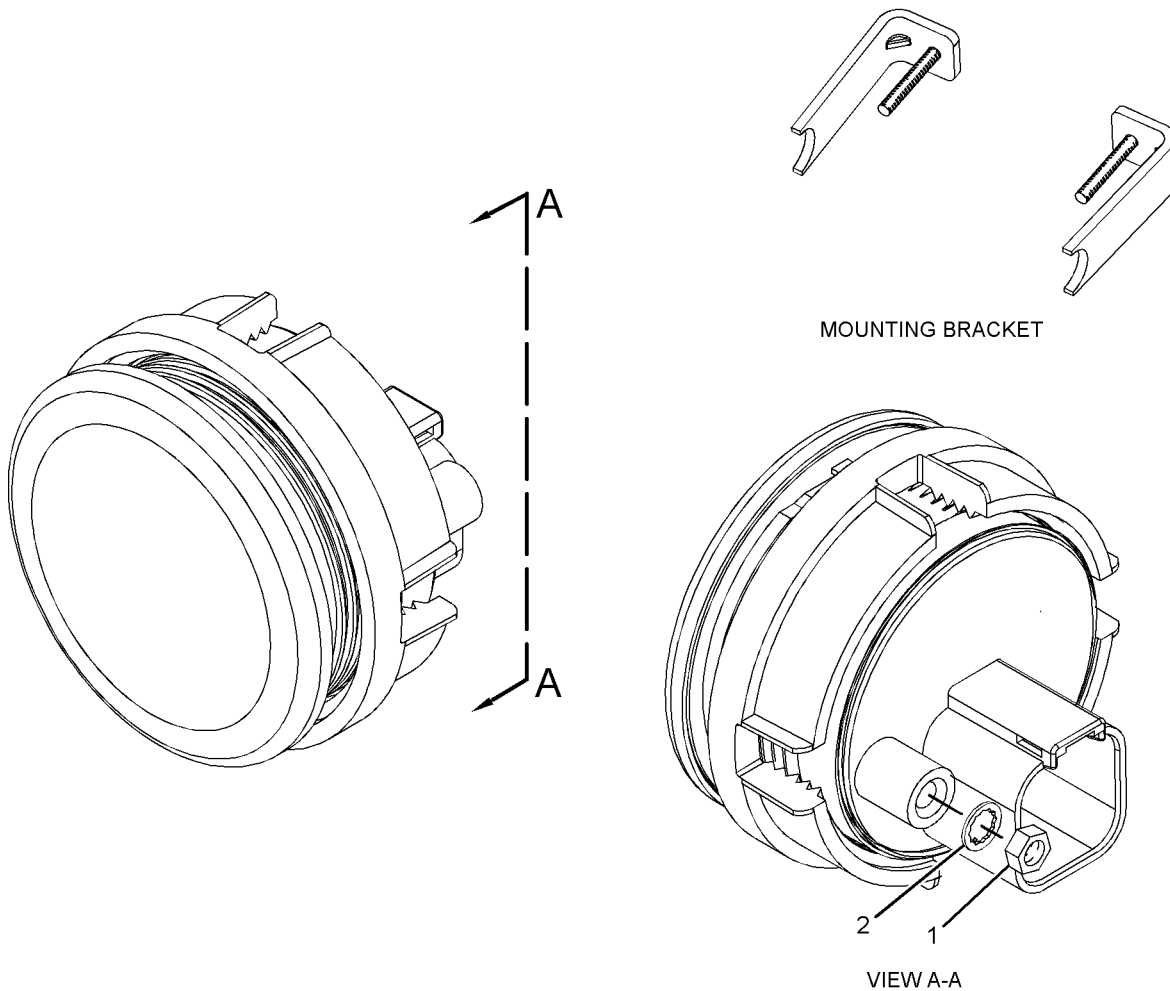
263-3889 METER GP-SERVICE-RED BACKLIGHT

12/24-VOLT
AN ATTACHMENT

SMCS-7478

i02706813

NOTE	REF NO	GRAPHIC REF	PART NUMBER	QTY	PART NAME						SEE PAGE
					1	2	3	4	5	6 (PRODUCT LEVEL)	
	1	1	4B-2043	4	NUT (8-32-THD)						
	2	1	9B-7233	4	LOCKWASHER						



GRAPHIC #1

<END>

g01249411

OPERATOR STATION

228-7424 MODULE GP-DISPLAY-MESSENGER AN ATTACHMENT

SMCS-7490

i02518576

NOTE	PART NUMBER	QTY	PART NAME						SEE PAGE
			1	2	3	4	5	6 (PRODUCT LEVEL)	
Y	226-5567	1	CONTROL GP-UNPRGMED MONITOR (MESSENGER)						311
	248-5528	1	GASKET						

Y-SEPARATE ILLUSTRATION

<END>

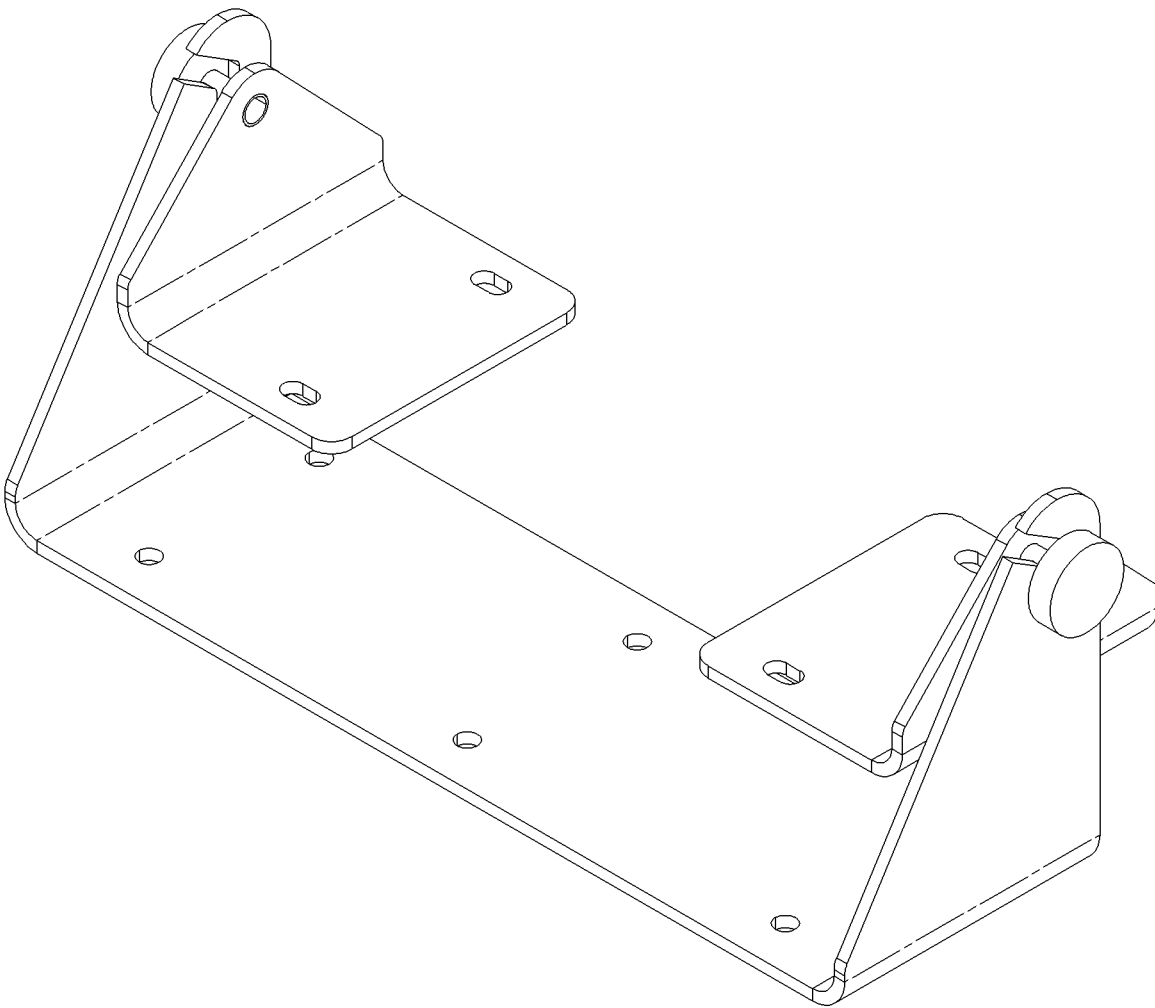
OPERATOR STATION

208-0590 MOUNTING GP-CONTROL PANEL- MARINE POWER DISPLAY AN ATTACHMENT

SMCS-7451

i01906308

NOTE	REF NO	GRAPHIC REF	PART NUMBER	QTY	PART NAME	SEE PAGE
					1 2 3 4 5 6 (PRODUCT LEVEL)	
(NO SERVICED PARTS)						



GRAPHIC #1

<END>

g00998770

OPERATOR STATION

129-0308 POTENTIOMETER

2000 VOLT, 2 WATT. PROVIDES A 10 TURN VOLTAGE ADJUSTMENT POTENTIOMETER FOR
USE WITH VOLTAGE REGULATOR
AN ATTACHMENT

SMCS-5721

i02000193

NOTE	PART NUMBER	QTY	PART NAME	SEE PAGE
			1 2 3 4 5 6 (PRODUCT LEVEL)	
			(NO SERVICED PARTS)	
<END>				

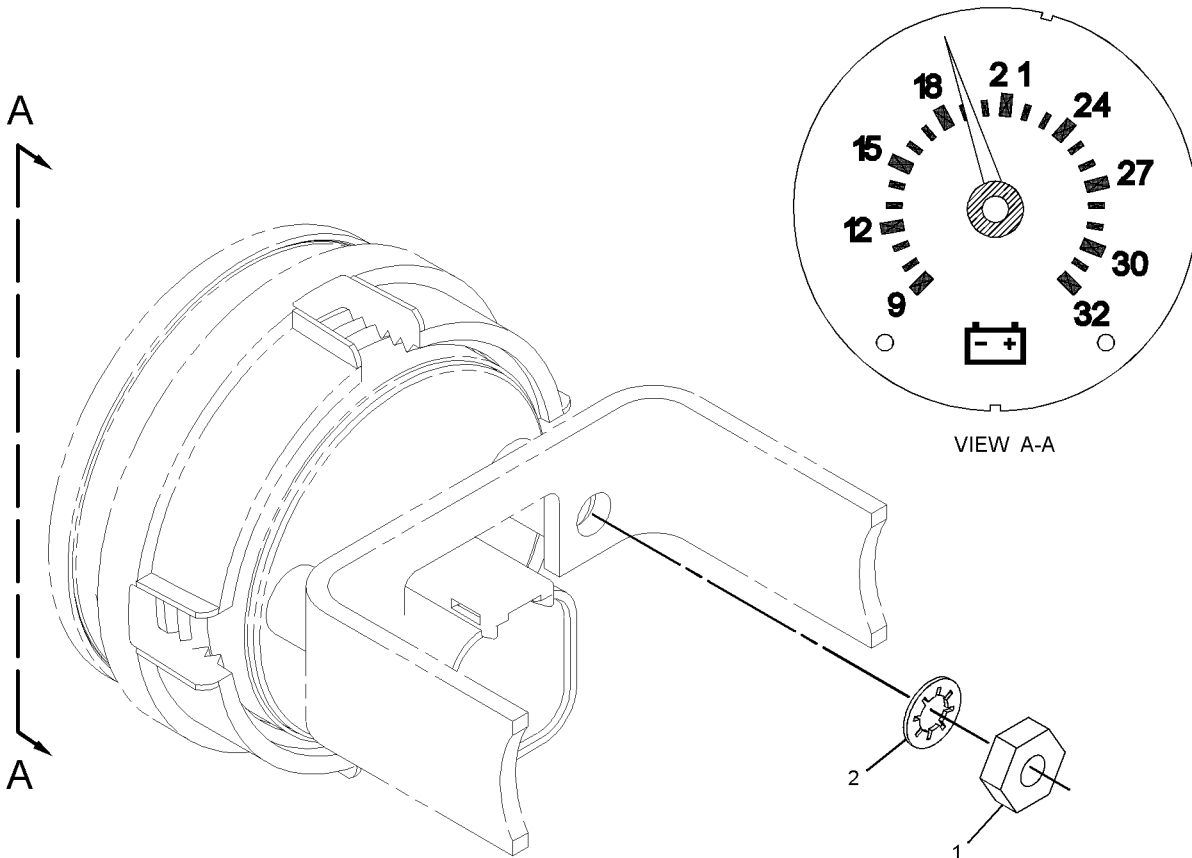
OPERATOR STATION

262-4924 VOLTMETER GP AN ATTACHMENT

SMCS-7468, 7469

i02497477

NOTE	REF NO	GRAPHIC REF	PART NUMBER	QTY	PART NAME						SEE PAGE
					1	2	3	4	5	6 (PRODUCT LEVEL)	
	1	1	4B-2043	2	NUT (8-32-THD)						
	2	1	9B-7233	2	LOCKWASHER						



GRAPHIC #1

<END>

g01218096

SERVICE EQUIPMENT AND SUPPLIES

6L-4502 CHART-PLATE & FILM

SMCS-7557

i03592140

NOTE	PART NUMBER	QTY	PART NAME 1 2 3 4 5 6 (PRODUCT LEVEL)	SEE PAGE
	3N-3469	1	TAG-INSTRUCTION (ENGINE PRESTART) INSTALL ON RH OR LH SIDE ENGINE IN A VISIBLE LOCATION. DO NOT INSTALL ON FRONT OR REAR OF ENGINE OR COMPONENT.	
	4P-6379	1	FILM-IDENTIFICATION (FUEL FILTER) INSTALL ON SPIN-ON FUEL FILTER. GOSSELIES: INSTALLER SUR LA CARTOUCHE DU FILTRE A FUEL	
	4W-1413	1	PLATE-SERIAL NUMBER (ENGINE) CONTACT YOUR LOCAL DEALER **REFLATTEN AFTER STAMPING. INSTALL WITH LOCTITE COMPANY DEPEND ADHESIVE ON LH SIDE OF CYLINDER BLOCK TOWARD THE TOP AND REAR FLAT AREA THAT WOULD BE ABOVE AND BEHIND THE ECM WHEN MOUNTED.	
	7C-8511	1	PLATE-SERIAL NUMBER (ENGINE) CONTACT YOUR LOCAL DEALER ** REFLATTEN AFTER STAMPING. INSTALL WITH LOCTITE COMPANY DEPEND ADHESIVE ON LH SIDE OF CYLINDER BLOCK TOWARD THE TOP AND REAR FLAT AREA THAT WOULD BE ABOVE AND BEHIND THE ECM WHEN MOUNTED.	
	7E-8050	1	FILM GP (EPA CERTIFICATION) CONTACT YOUR LOCAL DEALER INSTALL ON CENTER OF VALVE COVER WITH TEXT READABLE FROM LH SIDE OF ENGINE AFFIX NEXT TO IMO LABEL. THIS LABEL WILL BE CLOSEST TO THE REAR OF THE ENGINE. INTALL LAMINATE 178-0478 OVER FILM.	
	7E-8070	1	FILM (INFO) (ENGINE SERIAL NUMBER) CONTACT YOUR LOCAL DEALER INSTALL ON LH SIDE TOWARDS REAR OF ENGINE BELOW VALVE COVER ON VALVE COVER BASE.	
	8C-8902	1	FILM-IDENTIFICATION (ENGINE OIL FILTER) INSTALL ON SPIN-ON OIL FILTER.	
	8L-8413	1	STRAP-CABLE INSTALL PRESTART TAG.	
	115-5852	2	PLATE & FILM GP (ENGINE INFORMATION) CONTACT YOUR LOCAL DEALER INSTALL CENTERED ON VALVE COVER VIEWED FROM LEFT SIDE THIS LABEL WILL BE TO THE LEFT OF THE IMO LABEL AND TO THE RIGHT OF THE OIL FILL. PUT EXTRA LABEL IN PLASTIC BAG ATTACHED TO ENGINE. INSTALL LAMINATE 122-9761 OVER FILM	
	136-9066	1	FILM-ENGINE OIL INSTALL ON TOP OF VALVE COVER ON LEFT REAR ANGLED FLAT SURFACE. NEAR OIL FILL CAP.	
	178-0480	1	FILM GP (CERTIFICATION) CONTACT YOUR LOCAL DEALER INSTALL ON TOP OF VALVE COVER READABLE FROM LH SIDE OF ENGINE. THIS WILL BE INSTALLED BETWEEN THE ENGINE INFO AND EPA LABEL. INSTALL LAMINATE OVER SILVER FILM.	
	191-6559	1	FILM GP (SERIAL NUMBER PLATE) CONTACT YOUR LOCAL DEALER	

SERVICE EQUIPMENT AND SUPPLIES

6L-4502 CHART-PLATE & FILM (contd.)

i03592140

NOTE	PART NUMBER	QTY	PART NAME						SEE PAGE
			1	2	3	4	5	6 (PRODUCT LEVEL)	
	224-8945	1	FILM-WARNING (DO NOT USE ETHER, U.S.)						
			INSTALL CENTERED ON AIR CLEANER COVER						
	225-4256	1	FILM-WARNING (HOT FLUID UNDER PRESSURE, U.S.)						
			INSTALL ON TOP FLAT SURFACE OF EXPANSION TANK TOWARD FRONT OF ENGINE.						
	228-3581	2	FILM-WARNING (DO NOT OPERATE, READ OMM)						
			INSTALL ONE EACH SIDE OF ENGINE ON VERTICAL SURFACE OF VALVE COVER.						
	233-0060	2	FILM-NOTICE (LIFT EYE LOCATION)						
			INSTALL ON INSIDE SURFACE OF LIFTING EYES, JUST BELOW EYES.						
<END>									

SERVICE EQUIPMENT AND SUPPLIES

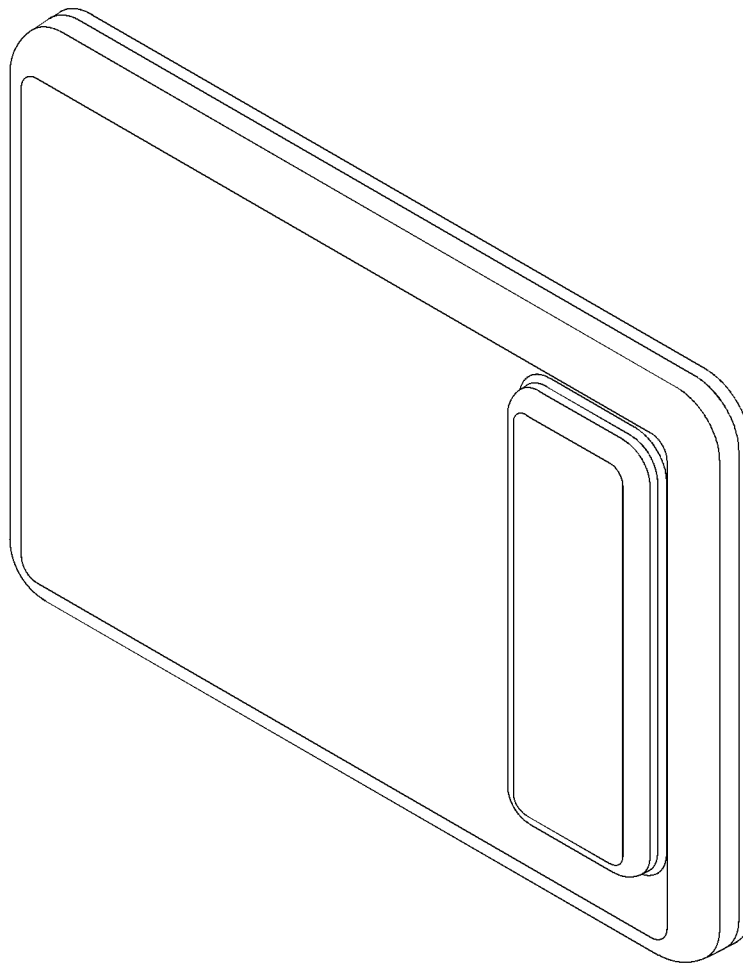
308-9441 COVER-PROTECTION

AN ATTACHMENT

SMCS-795C

i03598629

NOTE	REF NO	GRAPHIC REF	PART NUMBER	QTY	PART NAME						SEE PAGE
					1	2	3	4	5	6 (PRODUCT LEVEL)	
(NO SERVICED PARTS)											



GRAPHIC #1

<END>

g01911676

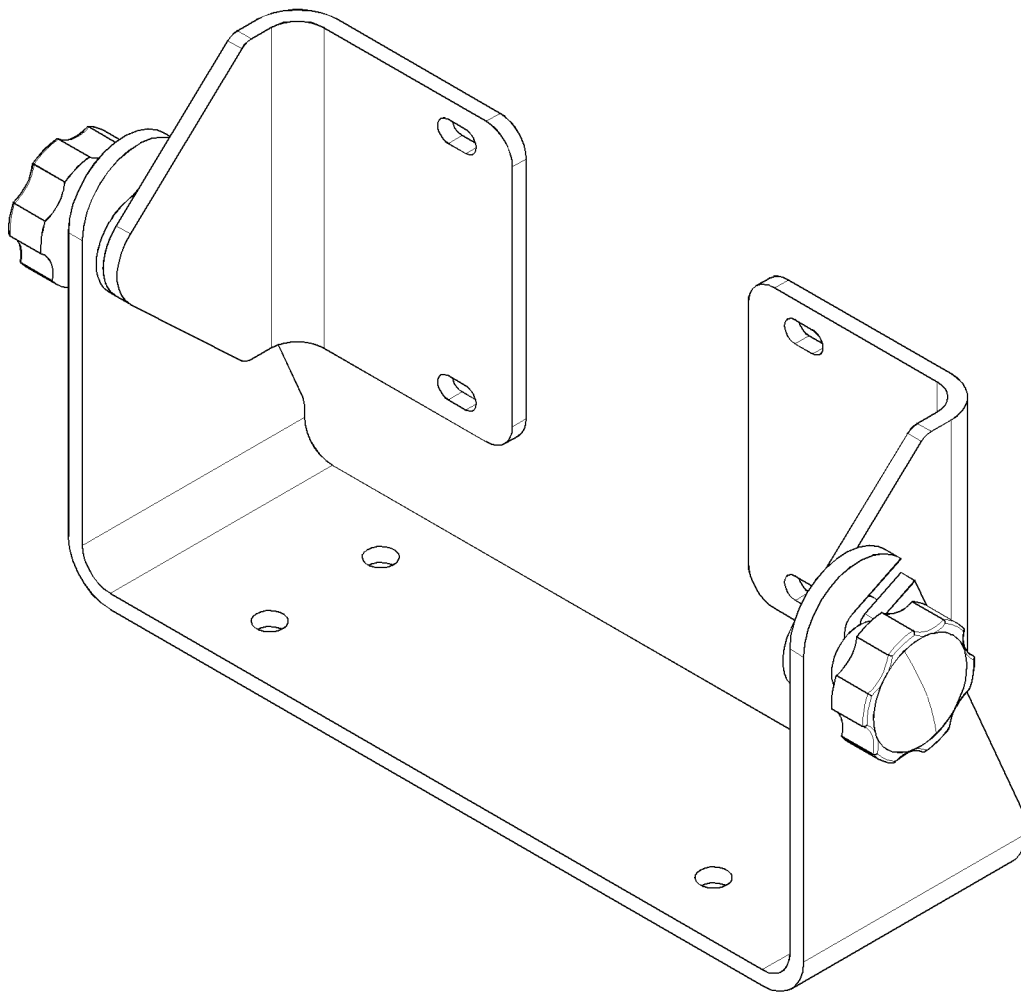
SERVICE EQUIPMENT AND SUPPLIES

308-1508 KIT-CONTROL PANEL INSTALLATION AN ATTACHMENT

SMCS-7451

i03598630

NOTE	REF NO	GRAPHIC REF	PART NUMBER	QTY	PART NAME						SEE PAGE
					1	2	3	4	5	6 (PRODUCT LEVEL)	
(NO SERVICED PARTS)											



GRAPHIC #1

<END>

g01658014

SERVICE EQUIPMENT AND SUPPLIES

249-7751 KIT-ENGINE PARTS—MARINE CLASSIFICATION SOCIETY AN ATTACHMENT

SMCS - 1000

i02375458

NOTE	PART NUMBER	QTY	PART NAME						SEE PAGE
			1	2	3	4	5	6 (PRODUCT LEVEL)	
	213-3190	1	BEARING (PISTON)						
	151-2939	1	BEARING-MAIN						
	203-5805	1	BEARING-SLEEVE (CAMSHAFT)						
	203-6090	1	BEARING-SLEEVE (CAMSHAFT)						
	216-5586	1	BEARING-SLEEVE (CAMSHAFT)						
M	8C-4984	5	BOLT (M8X1.25X150-MM)						
M	175-0454	2	BOLT (M16X2X160-MM)						
M	183-5163	26	BOLT (M16X2X180-MM)						
	235-9651	2	BOLT-SOCKET HEAD (M8X1.25X65-MM)						
R	197-9345	1	CROWN AS-PISTON						
	213-4361	1	CYLINDER HEAD AS						
	7M-7273	1	GASKET						
	187-1315	1	GASKET AS						
	2W-8147	1	GEAR (50-TEETH)						
	224-3247	1	GEAR (100-TEETH)						
	205-1320	1	GEAR AS-IDLER (50-TEETH)						
	260-4856	4	GUIDE-VALVE						
	242-0857	1	INJECTOR GP-FUEL						
	1B-8705	2	KEY-WOODRUFF						
	2A-4429	8	LOCK-RETAINER						
M	3E-8017	4	LOCKNUT (M10X1.5-THD)						
	166-3648	1	PIN-PISTON						
	246-3150	2	PLATE-THRUST						
	9S-8004	5	PLUG-O-RING (CYLINDER HEAD)						
	9S-8005	2	PLUG-O-RING (CYLINDER HEAD)						
	9S-8010	2	PLUG (CYLINDER HEAD)						
	2A-3746	1	PLUG-CUP (CYLINDER HEAD)						
	3B-0623	3	PLUG-CUP (CYLINDER HEAD)						
	8M-5860	3	PLUG-CUP (CYLINDER HEAD)						
	8T-6764	2	PLUG-PIPE (CYLINDER HEAD)						
	211-2134	4	RETAINER (VALVE)						
	161-3424	1	RING-PISTON (INTERMEDIATE)						
	168-7211	1	RING-PISTON (OIL CONTROL)						
	197-9392	1	RING-PISTON (TOP)						
	7X-2908	2	RING-RETAINING (PISTON)						
R	160-8199	1	ROD AS (PISTON)						
	169-8598	1	SEAL-O-RING (FUEL SYSTEM)						
	3K-0360	2	SEAL-O-RING (CYLINDER HEAD)						
	109-3207	1	SEAL-O-RING (FUEL SYSTEM)						
	148-2903	1	SEAL-O-RING (FUEL SYSTEM)						
	153-4906	5	SEAL-O-RING (CYLINDER HEAD)						
	183-2317	2	SEAL-O-RING (CYLINDER HEAD)						
	163-2478	4	SEAL-VALVE STEM						
	217-0609	2	SEAT-VALVE SPRING (VLV SPRING)						
	238-2709	1	SKIRT-PISTON						
	190-6115	4	SPRING-VALVE (INNER)						
	190-6117	4	SPRING-VALVE (OUTER)						
R	241-9059	1	TURBOCHARGER GP						
	188-3122	2	VALVE-EXHAUST						
	187-4123	2	VALVE-INLET						
	9X-8268	28	WASHER (17.5X30X3.5-MM THK)						
	9M-1974	5	WASHER-HARD (8.8X16X2-MM THK)						

M-METRIC PART
R-REMFG PART MAY BE AVAILABLE

<END>

SERVICE EQUIPMENT AND SUPPLIES

293-8267 KIT-GASKET-WATER PUMP

INSTALLATION
AN ATTACHMENT

SMCS-7555

i02676629

NOTE	PART NUMBER	QTY	PART NAME						SEE PAGE
			1	2	3	4	5	6 (PRODUCT LEVEL)	
			INCLUDES 2 SEALS						
			<END>						

205-7776 PARTS GP-MISCELLANEOUS

PROVIDES REPLACEMENT HOSES AND CLAMPS IN THE JACKET WATER AND SEA WATER GPS
FOR COSMETIC IMPROVEMENT
AN ATTACHMENT

SMCS-1000, 7950

i02401150

NOTE	PART NUMBER	QTY	PART NAME						SEE PAGE
			1	2	3	4	5	6 (PRODUCT LEVEL)	
J	8T-4983	1	CLAMP-HOSE						
J	8T-4984	4	CLAMP-HOSE						
J	7X-7958	1	CLAMP-HOSE						
J	9X-2488	2	CLAMP-HOSE						
S	8T-6703	6	CLAMP-HOSE						
E	8T-9543		HOSE (21-CM EACH)						
S	173-1819	1	HOSE (SEA WATER)						
J	192-2156	1	HOSE						
S	194-8510	1	HOSE						
J	194-9567	1	HOSE						
J	205-8846	1	HOSE						

E-ORDER BY THE CENTIMETER
J-JACKET WATER HOSES
S-SEAWATER LINE HOSES

<END>

SERVICE EQUIPMENT AND SUPPLIES

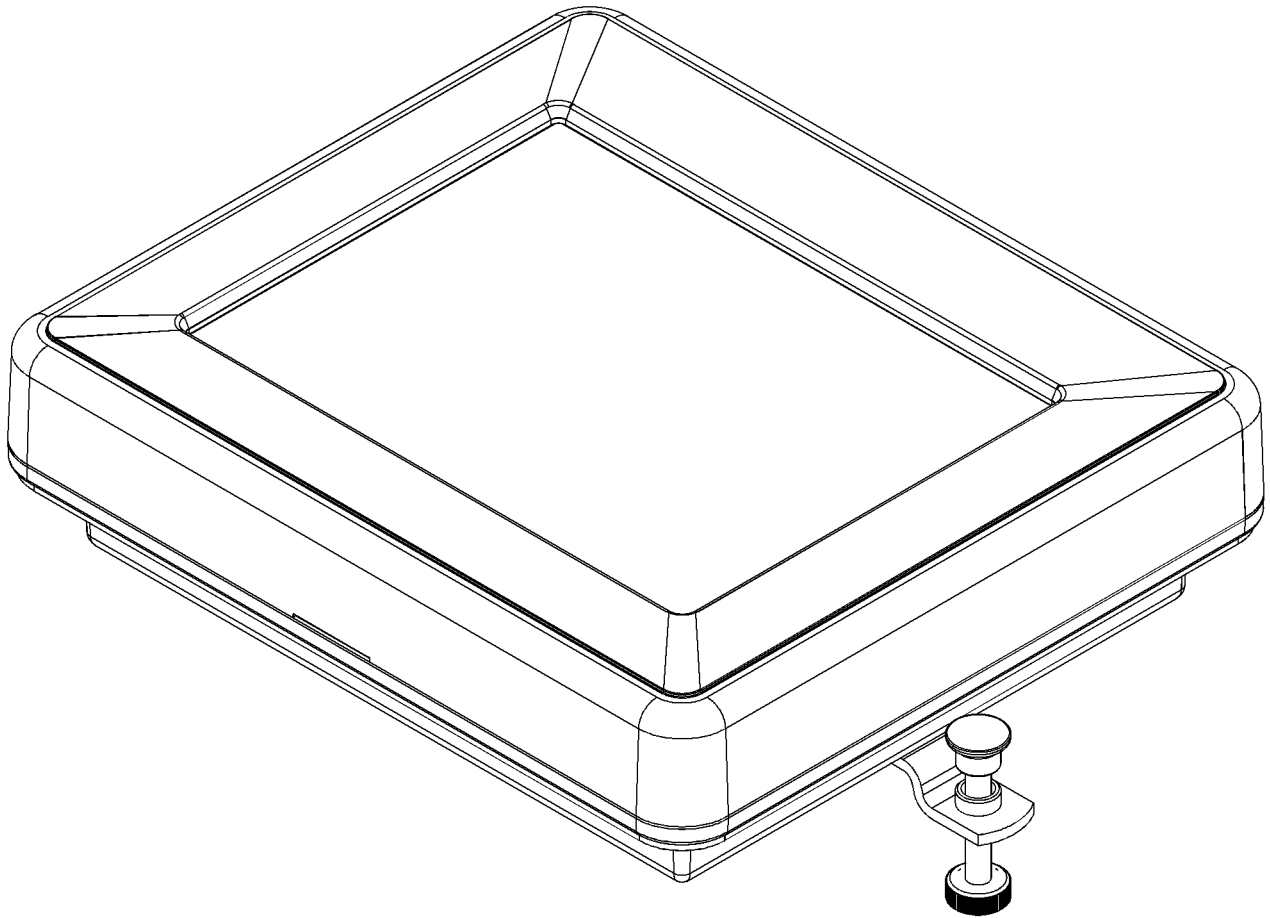
326-2814 SERVICE GP-MONITOR

AN ATTACHMENT

SMCS-7610

i03598524

NOTE	REF NO	GRAPHIC REF	PART NUMBER	QTY	PART NAME						SEE PAGE
					1	2	3	4	5	6 (PRODUCT LEVEL)	
(NO SERVICED PARTS)											



GRAPHIC #1

<END>

g01789233

SERVICE EQUIPMENT AND SUPPLIES

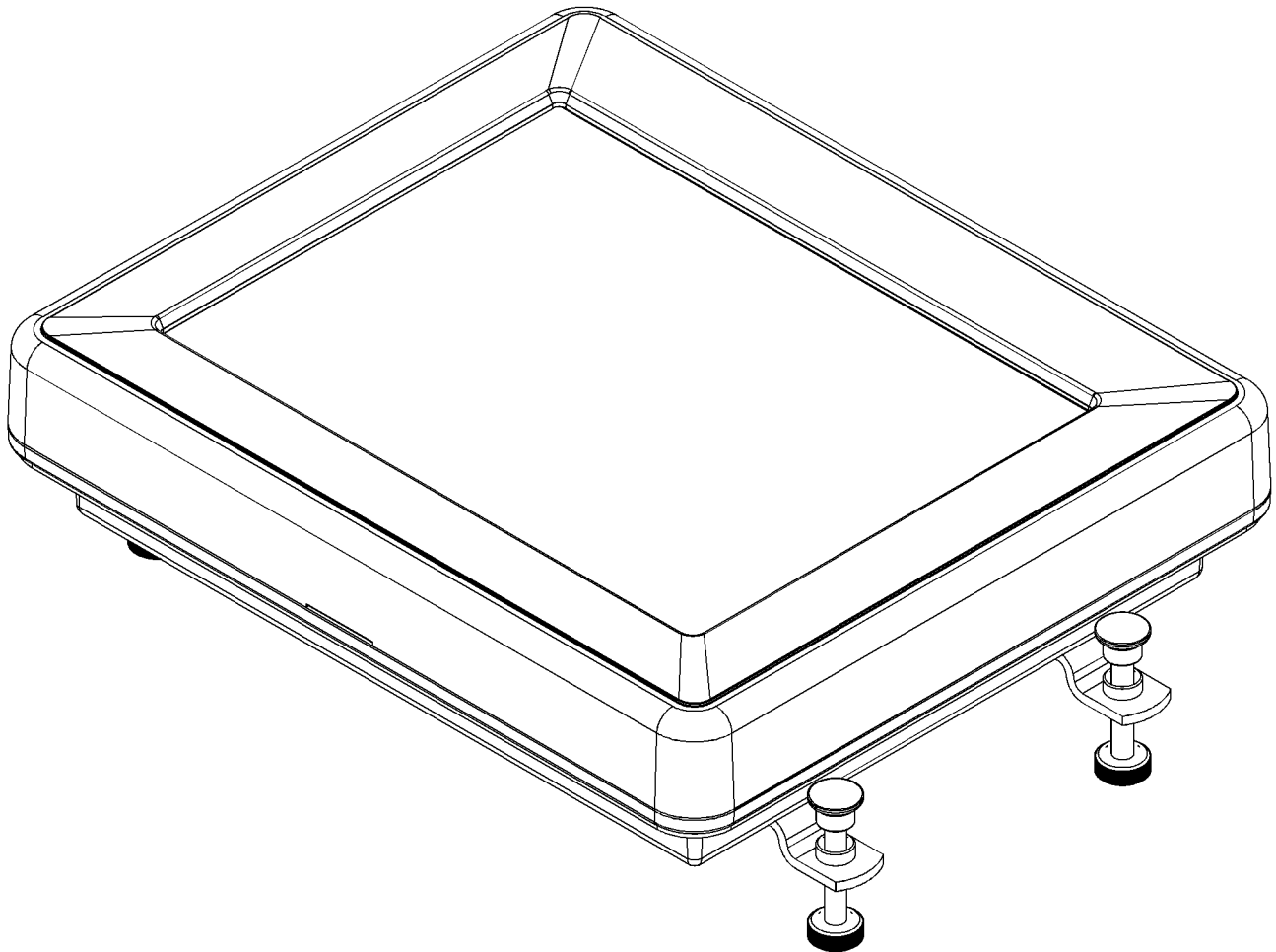
326-2816 SERVICE GP-MONITOR

AN ATTACHMENT

SMCS-7610

i03598521

NOTE	REF NO	GRAPHIC REF	PART NUMBER	QTY	PART NAME	SEE PAGE
					1 2 3 4 5 6 (PRODUCT LEVEL)	
(NO SERVICED PARTS)						



GRAPHIC #1

<END>

g01789253

SERVICE EQUIPMENT AND SUPPLIES

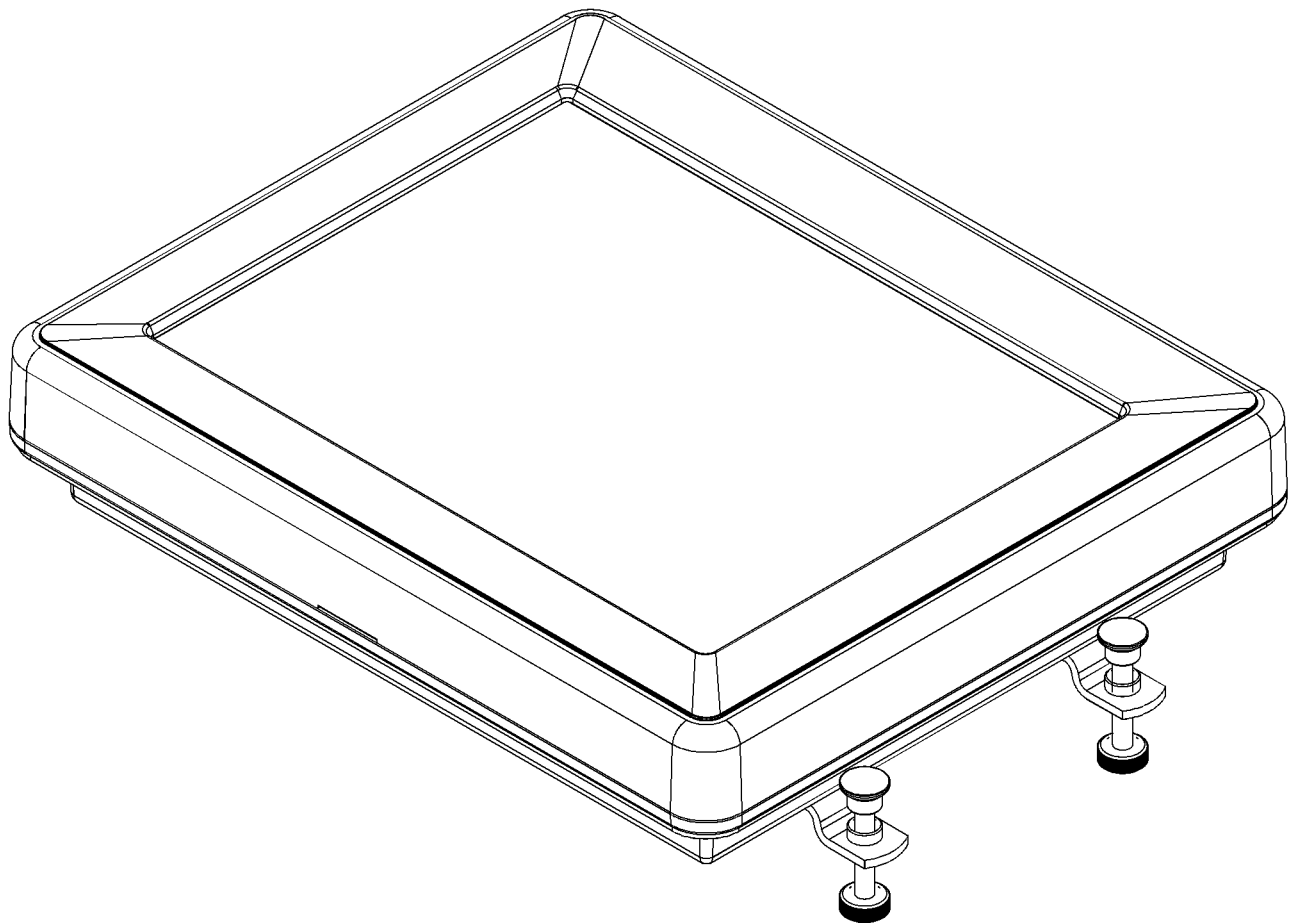
326-2817 SERVICE GP-MONITOR

AN ATTACHMENT

SMCS-7610

i03598501

NOTE	REF NO	GRAPHIC REF	PART NUMBER	QTY	PART NAME	SEE PAGE
					1 2 3 4 5 6 (PRODUCT LEVEL)	
(NO SERVICED PARTS)						



GRAPHIC #1

<END>

g01789254

MEMORANDA

PART NUMBER INDEX

Part	Page	Part	Page	Part	Page	Part	Page
0		1L-9063	266		119	3	
0L-1026	21	1L-9064	266		172	3B-0623	21
0L-1351	118	1L-9066	266	2N-0178	76		133
0S-0519	23	1L-9067	266		79		134
0S-1566	158	1L-9068	266		82		327
0S-1589	11	1L-9069	266	2N-0179	76	3B-6552	249
0T-0320	266	1P-0436	184		79	3B-6556	249
			188		82	3B-7263	249
			200	2N-0794	76	3D-2824	82
1		1P-1367	76		79		83
			79	2N-1287	35		108
1A-1135	151	1P-1669	45		76		112
1A-2029	114	1P-4278	131		79		114
	118	1R-0750	172		82		118
1A-9579	105		174	2N-3323	144		129
	106	1R-0751	180	2N-5848	76	3E-0075	▶259
1B-2790	200		182		79		279
1B-5357	152	1R-1808	75		82		283
1B-5358	150		76	2N-9882	141		289
	151		79	2P-1314	35		293
	158		82	2P-3760	76		295
1B-8704	76	1S-2563	86		79		297
	79	1U-8846	45		82		307
	82		46	2P-3761	76	3E-3368	309
1B-8705	9		47		79	3E-3371	229
	20		135		82	3E-4075	112
	327		137	2P-4301	76		114
1F-0748	210		139		79		118
1H-2629	255		147		82	3E-4352	111
	257	1W-8407	23	2P-4304	75		114
1H-3244	214	1W-8589	141		76		118
	216				79		135
	279	2			82		137
	283			2P-4305	76		139
1H-3338	260				79		142
	261	2A-3746	28		82		153
	262		327	2R-6806	180		230
	263	2A-4429	29		182	3E-4353	8
	272		31	2S-3992	172		48
	275		327		174		98
	279	2B-0858	133	2S-7010	118		99
	283		134	2T-2305	76		108
	289	2B-2695	153		79		114
	291	2D-6642	172		82		118
	293		174	2W-0629	249		154
	295	2D-8009	107	2W-3681	76		210
	297		107		79		212
	306	2H-3931	107		82		272
	307	2K-8467	172		172		275
1H-9569	266		174	2W-3687	156		279
1H-9572	266	2L-0273	227	2W-4072	▶156		283
1H-9580	266	2L-8078	222	2W-7381	33		297
1J-9671	180	2M-1538	76	2W-7847	▶150		304
	182		79	2W-7851	▶151		305
1L-5011	▶266		82	2W-7860	▶152		214
1L-6561	76	2M-4453	129	2W-7861	152	3E-5451	112
	79		172	2W-7862	152	3E-5745	115
	82		174	2W-8147	20		119
1L-9048	266	2M-7077	184		327		287
1L-9049	266	2M-9780	75	2W-9172	142	3E-6443	261
1L-9059	266		85	2Y-5829	62	3E-7276	263
1L-9060	266		112		63	3E-7277	▶259
1L-9061	266		114		114	3E-7278	272
1L-9062	266		118		118		

PART NUMBER INDEX

Part	Page	Part	Page	Part	Page	Part	Page
	275		257	4J-5477	112		261
	291	3S-2093	271	4K-0149	159		262
	306		272	4L-5801	▶158		263
3E-7428	114		275	4L-6454	76		306
	118		279		79		307
	122		283		82	5C-7261	13
	125		287	4L-9852	141		74
3E-8005	72		289	4M-1831	255		170
3E-8017	160		291		257		182
	327		293	4M-5281	35		188
3E-9412	191		295	4M-5317	35	5C-9553	224
	193		297	4N-1114	11		225
	195		300	4N-2514	40	5D-1026	103
3E-9853	125		302	4N-3410	249		104
3E-9854	125		303	4N-4386	251	5F-5078	125
	127		304	4N-4387	251	5F-6222	145
	128		305	4N-4388	251	5F-8651	251
3F-9190	76		306	4N-4390	251	5F-9144	125
	79		307	4N-4391	251	5H-6555	310
	82		308	4N-4392	251	5H-8331	150
3F-9556	264	3S-4661	119	4N-4393	251		151
	265	3S-9643	107	4N-4394	251		158
	297		110	4N-4397	251	5H-8936	76
3H-0976	142		114	4N-4400	251		79
3J-1907	35		118	4N-4402	251		82
	56	3T-3422	255	4N-4403	251	5K-3294	96
	101		257	4N-4405	251	5K-5068	142
	102	3T-3434	255	4N-4413	251	5K-5959	135
	112		257	4N-4421	251		137
	114	3T-6354	216	4N-7082	76		139
	118				79	5K-9090	71
	129				82		82
	180	4		4N-8150	76		83
	182				79	5L-2264	158
	184	4B-2041	76		82	5L-4398	152
	188		79	4P-3871	135	5L-7875	142
3J-5389	148		82		137	5M-2894	114
3J-7354	108	4B-2043	317		139		119
	112		318	4P-5926	125	5M-6213	154
	172		322	4P-6379	323	5M-6214	114
	174	4B-2047	214	4P-7581	272		119
3K-0360	29		216		275	5N-4185	72
	31	4B-4609	249		279	5N-4739	150
	34	4B-5324	76		283		151
	89		79		287	5P-0537	35
	90		82		289		200
	112		287		291		251
	119	4C-9612	51		293	5P-0767	103
	123		52		295		104
	129		53		297	5P-1259	163
	246	4D-3704	11		300		165
	327	4D-7794	184		306		168
3K-8460	43		188		307	5P-1260	115
	45	4F-5695	21	4R-8605	249		119
3N-3017	150	4F-8824	111	4S-6399	249	5P-1265	115
3N-3469	323		114	4W-1413	323		119
3N-4622	76		119			5P-2369	111
	79	4F-9720	10				114
	82	4G-4972	23	5			119
3P-0647	241	4H-1641	172			5P-2547	249
3P-0653	251		174	5B-4399	107	5P-3418	214
3P-0656	76	4H-9756	76	5B-9169	107		216
	79		79	5B-9651	107	5P-3419	214
	82		82	5C-2890	249		216
3R-8797	255	4J-0525	129		260	5P-4116	86

PART NUMBER INDEX

Part	Page	Part	Page	Part	Page	Part	Page
	165		79		163		238
	168		82		165	6V-5049	115
	170	6L-2279	127		167		180
	224		128		168		182
	225	6L-2280	127		170		184
5P-5528	172		128	6V-3507	76		188
	174	6L-3428	172		79		204
5P-5621	255		174		82		205
	257	6L-4502	▶323	6V-3535	135		230
5P-5678	14	6N-0824	76		137		236
	15		79		139	6V-5050	56
	17		82	6V-3538	23		76
5P-6001	309	6N-1258	76	6V-3821	153		79
5P-6469	115		79	6V-3822	272		191
5P-7530	88		82		275		193
5P-7701	43	6N-1259	76		279		195
5P-7814	43		79		283	6V-5217	10
	45		82		297		46
5P-7970	142	6N-3685	▶141		304		47
5P-8196	75		142		305		88
	85	6N-3826	255	6V-3908	71	6V-5218	75
5P-8245	43		257	6V-3917	153		85
	45	6N-4204	76	6V-3918	46		96
	68		79		47		110
	70		82		51		115
	127	6N-4205	76		52		119
	128		79		53		135
	152		82		72		137
5P-8247	40	6N-6248	172		96		139
	150		174		111	6V-5219	14
	151	6N-6251	172		130		15
5P-8347	60		174	6V-3940	9		16
	218	6N-6252	172		54		17
5P-9297	163		174		72		19
	165	6N-6259	172		73		43
	168		174		88		45
	170	6N-7420	76		111		60
5S-7348	76		79		115	6V-5221	142
	79		82		119	6V-5223	153
	82	6N-7422	76		125	6V-5686	68
5S-7349	255		79		180	6V-5696	68
	257		82		182	6V-5839	8
5S-7382	76	6V-0431	101		184		48
	79		102		188		58
	82	6V-0682	184		230		65
5S-7383	76		188	6V-4245	249		66
	79	6V-1179	251	6V-4248	8		97
	82	6V-1320	251		48		112
		6V-1819	97		98		115
		6V-1820	8		99		119
			48		180		135
			110		182		137
6D-2928	76		114		184		139
	79		119		188		142
	82		184		210		154
6D-3787	251		188		212		155
6E-5412	251		210	6V-4249	135		180
6I-2072	125		212		137		182
6I-4008	125	6V-2317	12		139		184
6I-4347	291		39	6V-4429	68		188
	295		112	6V-4589	191		191
6I-4348	291		114		193		193
	295		119		195		195
6J-2244	251	6V-3378	114	6V-5048	230		210
6J-8356	76		119		237		212

6

PART NUMBER INDEX

Part	Page	Part	Page	Part	Page	Part	Page
6V-5842	115		182	7C-4566	1	7N-5683	23
	119		184		2	7P-7913	272
	184		188		3		275
	188	6V-8398	95		4		279
6V-5843	8	6V-8555	114		5		283
	41		118		6		289
	48	6V-8562	114		▶34		291
	112		118	7C-8511	323		293
	115	6V-8626	112	7E-0317	125		295
	119		115	7E-0321	125		297
	210		119	7E-0325	125		306
	212	6V-8628	112	7E-0328	125		307
6V-6317	119	6V-8635	71	7E-4227	114	7S-0687	142
6V-6609	244	6V-8636	180		118	7S-4411	▶146
	245		182	7E-8050	323	7T-3267	255
6V-7604	25		184	7E-8070	323		257
	27		188	7F-8268	14	7T-3268	255
6V-7981	191		191		15		257
	193		193		16	7T-3275	255
	195		195		17	7T-3276	257
6V-8149	127	6V-8642	112		19	7T-3277	257
	128		115	7F-9090	77	7T-3278	257
6V-8185	76		119		80	7T-3279	255
	79	6V-8647	112		83		257
	82	6V-8714	77	7F-9504	172	7T-3451	255
6V-8186	264		79		174		257
	265		83	7G-7920	289	7T-3454	255
	297	6V-8723	89		291		257
6V-8187	214		90		293	7T-3973	255
	216	6V-8724	180		295		257
	272		182	7I-2272	272	7T-3974	255
	275		184		275		257
	279		188		279	7W-1944	153
	283	6V-8730	184		283	7W-2295	35
	289		188		289	7W-2296	35
	291	6V-8788	184		291	7W-2731	82
	293	6V-8801	77		293	7W-6244	10
	295		79		295	7X-0296	77
	297		83		297		80
	302	6V-8918	184		300		83
	303		188	7J-5225	76	7X-0338	210
	304	6V-9008	71		79		212
	305	6V-9208	112		82	7X-0457	153
6V-8188	255		115	7J-9108	112	7X-0492	112
	257		119		115	7X-0562	255
6V-8197	43	6V-9836	188		119		257
	45	6V-9843	77	7L-2894	255	7X-0591	254
6V-8212	115	6V-9850	92		257	7X-0870	153
	184		93	7L-8470	141	7X-2501	184
	188		94	7L-8705	266		188
6V-8225	142		95	7M-7273	160	7X-2537	60
6V-8378	255				327		61
	257			7M-8485	71		107
	264			7N-0911	76		170
	265				79		224
	297	7B-2742	200		82		225
6V-8397	76		251	7N-0912	76	7X-2908	54
	79	7C-1445	13		79		327
	82		43		82	7X-3373	255
	89		45	7N-0913	76		257
	90		73		79	7X-3392	49
	92	7C-1493	75		82	7X-4782	251
	94		85	7N-0914	76	7X-6315	219
	179	7C-3095	107		79		222
	180		114		82	7X-7729	96

7

PART NUMBER INDEX

Part	Page	Part	Page	Part	Page	Part	Page
	108		243		118		168
	111	8L-6557	249		155		170
	119	8L-8413	323		163		210
7X-7958	112	8L-9859	▶149		165		212
	328	8M-2773	182		168	8T-4196	148
			184		170	8T-4200	86
8			188	8T-3666	33		165
		8M-5860	25	8T-4121	49		168
			27		119		170
8B-1931	35		327		133		189
8B-4884	77	8R-8088	224		134		276
	80		225		163		284
	83	8S-2332	253		165		291
8C-0563	25	8S-9092	150		168		295
8C-3080	127	8T-0100	12		170	8T-4205	77
	128		15		272		80
8C-3334	287		16		275		83
8C-3655	257		17		279		184
8C-3681	131		19		283		189
8C-4984	37		39		287		214
	38		110		289		216
	327		115		291		255
8C-6868	179		119		293		257
8C-7310	176		135		295		272
8C-7530	249		137		297		275
8C-8422	43		139		300		279
8C-8902	323		147	8T-4133	119		283
8C-8988	92	8T-0106	68	8T-4136	163		284
	93	8T-0275	142		165		289
	94	8T-0292	88		168		291
	95	8T-0328	214		170		293
8D-5054	253		216	8T-4137	8		295
8F-1434	214		255		48		297
	216		257		119		300
	255		272		210		302
	257		275		212		303
	264		279	8T-4186	108		304
	265		283	8T-4189	86		305
	297		289		98	8T-4223	127
8F-6575	70		291		99		128
8F-8544	251		293		163		210
8F-8833	76		295		165		212
	79		297		168	8T-4224	13
	82		300		170		60
8H-1141	255	8T-0355	59		182		61
	257		115		188		74
8H-4320	125	8T-0643	8	8T-4191	96		98
8J-3415	163		48		111		99
	165		67		119		107
	167		135		272		127
	168		137		275		128
	170		139		279		163
8L-2779	163		210		283		165
	165		212		287		167
	167	8T-0644	129		289		168
	168		142		291		170
	170		155		293		182
	180	8T-0646	70		295		184
	182	8T-1686	95		297		189
	184	8T-2944	125		300		276
	188	8T-3490	155	8T-4195	8		284
8L-2786	43	8T-3612	98		48		287
	56		99		49		291
	95		111		163		295
	242		114		165	8T-4244	127

PART NUMBER INDEX

Part	Page	Part	Page	Part	Page	Part	Page
	128		128		51		180
8T-4896	77	8T-6870	127		52		182
	80		128		53		184
	83	8T-7000	112		60		185
8T-4908	163		115		72		188
	165		119		73		189
	167	8T-7547	170		75	9S-8004	29
	168	8T-7950	154		85		191
	170	8T-8566	255		88		193
	287		257		96		195
8T-4956	49	8T-8568	255		105		327
8T-4983	112	8T-8569	255		106	9S-8005	29
	328		257		110		31
8T-4984	112	8T-8570	255		112		56
	114	8T-8730	309		115		123
	118	8T-8737	272		119		327
	328		279		125	9S-8006	172
8T-4985	114		287		130		174
	118		289		135	9S-8008	108
8T-5030	58		291		137		129
	65		293		139	9S-8010	327
	135		295		147	9S-8750	272
	137		300		153		275
	139	8T-8917	210		180		280
8T-5043	180		212		182		284
	182	8T-9085	66		184		289
8T-5451	272		154		189		291
	275	8T-9543	112		200		293
	279		115		218		295
	284		119		272		297
	289		328		280		306
	291	8T-9655	218		289		307
	293	8T-9884	255		293	9S-9334	43
	295		257		297	9X-0261	230
	297	8T-9885	255		300	9X-0262	230
	300	8W-2522	179		327	9X-1343	287
8T-6684	77			9N-0869	15	9X-1813	239
	80				16		260
	82	9			17		261
8T-6685	108				19		262
	119	9B-7233	317		218		263
	133		318	9N-4685	111	9X-2332	272
	134		322	9R-2821	142		275
8T-6703	111	9F-2186	65	9S-1240	210		279
	114		66		212		283
	118	9F-4446	72	9S-2302	214		289
	163	9F-6445	35		216		291
	165	9J-6190	176	9S-2390	214		293
	168	9L-6770	214		216		295
	170		216	9S-4167	172		297
	328	9L-9393	182		174		300
8T-6726	142		188	9S-4182	56	9X-2488	114
8T-6757	251	9M-0853	82		75		328
8T-6761	57	9M-1974	10		85	9X-3979	96
	112		14		108	9X-4824	255
	115		15	9S-4183	56		257
	119		16	9S-4185	43	9X-6258	287
8T-6763	251		17		112	9X-7357	251
8T-6764	29		19		119	9X-8256	224
	31		37		129		225
	327		38	9S-4191	56		249
8T-6767	184		43		112	9X-8257	35
	189		45		115	9X-8267	142
8T-6854	108		46		118	9X-8268	21
8T-6868	127		47		129		36

PART NUMBER INDEX

Part	Page	Part	Page	Part	Page	Part	Page
	38		293		279		283
	68		295		283		289
	327	100-3866	35		289		291
9Y-0810	20	100-6531	214		291		293
9Y-3829	127		216		293		295
	128	101-0387	76		295		297
9Y-6089	11	101-3120	272	112-6523	180		300
			275		182		302
			279	113-1110	125		303
			283	113-6069	41		306
			297	114-2687	96		307
			304	114-9088	125	133-0969	309
003-9835	227		305	115-4072	41	133-0970	309
009-1436	251		218	115-4219	41	133-0974	309
012-0380	260	101-3128	71	115-5852	323	133-7023	60
	261	102-5828	71	118-3619	34		61
	262	102-5829	260	118-5254	▶123	134-0670	▶223
	263	102-8802	261	119-2978	180	134-2540	309
	306		262		182	135-2648	159
	307		263	119-5708	184	135-9819	127
030-7950	191		264	120-2243	159		128
	193		265	120-2244	159	136-0822	12
	195		272	121-4327	▶122	136-4183	41
030-7962	176		275	121-9810	▶228	136-9066	323
032-8487	112		279	123-0466	▶40	137-5541	184
	114		283	124-6258	114		188
	118		289		118		200
033-4814	272		291	124-6265	163	137-6645	243
	275		293		168		245
	279		295		170	137-6754	287
	283		297	125-5274	107	144-0367	153
	289		300	125-7876	309	147-5088	130
	291		229	126-1757	12	148-2903	177
	293	102-8803	234	126-1774	275		178
	295		235		283		327
	297		272		291	148-5390	309
	302		275		295	148-8316	112
	303		279	126-5011	272	148-8317	83
	304		283		275	148-8332	180
	305		289		279		182
033-5853	75		291		283	148-8335	71
	85		293		289	148-8336	180
033-6034	88		295		293		182
036-9823	255		287	126-5882	153		184
	257	102-8805	▶131	127-5483	289		188
052-0512	251	102-9220	145		291	148-8357	71
061-9455	13	103-6169	40		293	148-8362	82
	43	105-1797	297		295	148-8367	92
	45	105-5136	251	127-5484	272		94
	73	105-5137	251		275	148-8369	112
	74	105-5138	251		279	148-8371	92
068-4174	191	106-1565	43		283		94
	193	106-9586	76		289	148-8378	180
	195		79		291		182
068-4497	74		180		293		184
099-0187	107	107-3877	182		295		188
		107-7694	9	127-5728	▶11	148-8389	112
		108-1478	101	129-0308	▶321	148-8390	112
			102	129-1666	148		119
			177	130-9811	242	148-8395	29
100-3320	272	109-3207	178		244		31
	275		327	132-3141	40		123
	279		148	132-5789	272	148-8407	56
	283	110-8314	272		275		112
	289	111-2416	275		279		118
	291						

PART NUMBER INDEX

Part	Page	Part	Page	Part	Page	Part	Page
	129	159-1503	112	164-6490	▶14		4
	180		118		▶15		5
	182	159-9322	272		▶16		6
	184		275	165-0199	▶309		▶12
	188		279	165-0200	309	173-1818	163
148-8409	108		283	165-0201	309		165
	129		287	165-4464	▶147		168
148-8411	112		289	165-6557	▶157		170
	119		293	165-6634	▶229	173-1819	111
	129	160-7689	287		232		114
149-3239	163	160-7690	272	166-3648	54		118
	165		275		327		328
	167		279	166-4827	▶58	174-2050	1
	168		283	166-6358	8		2
	170		289		48		3
149-5240	177		291		60		4
	178		293		61		5
	96		295		210		6
150-4043	60	160-8124	289		212		▶56
151-2898	61		291	167-0024	24	174-7428	▶232
	8		293	167-0171	▶36		▶233
151-2900	48		295		37	174-8827	86
	60		300	168-7211	54		87
	61	160-8194	54		327	175-0225	125
	210	160-8197	54	169-3104	177	175-0454	21
	212	160-8199	54	169-8586	177		327
151-2939	20		327	169-8598	177	175-2302	259
	327	161-0797	▶161		327		▶260
153-1036	33	161-1703	236	170-6115	148	175-2303	259
153-2707	309	161-1704	238	170-6116	▶125		▶261
153-4906	29	161-1705	237		127	175-2322	259
	191	161-3406	1		128		▶262
	193		2	171-2211	279	175-2324	259
	195		3		283		▶263
	327		4		289	176-2543	249
154-9283	▶200		5		291		254
155-2260	239		6		293	176-5913	70
	272		▶23		295	176-5914	70
	275	161-3424	54		297	177-1052	130
	279		327		302	177-1058	130
	283	162-3148	17		305	177-1823	▶179
	289		19	171-2213	272	178-0480	323
	291	162-8744	127		275	178-1780	272
	293		128		279		275
	295	163-2437	69		283		279
155-2270	272	163-2445	70		297		283
	275	163-2447	62		303		289
	279	163-2449	63		304		291
	283	163-2459	70	172-6062	275		293
	287	163-2478	29		283		295
	289		31	172-8733	▶74		297
	291		327	173-1498	8		300
	293	163-7833	174		48	178-2357	201
	295	164-5619	172		210		202
155-2276	239		174		212		203
155-3624	108	164-5620	86	173-1500	212	179-8128	201
155-7927	1		87	173-1789	107		202
	2	164-5669	70	173-1813	180		203
	3	164-6148	1		182	179-9016	112
	4		2		184		114
	5		3		188		118
	6		4	173-1815	▶51	180-3907	112
	▶69		5	173-1816	1		114
155-8725	249		6		2		118
158-6072	159		▶20		3	183-2317	29

PART NUMBER INDEX

Part	Page	Part	Page	Part	Page	Part	Page
	327		31		328		5
183-2931	130		327	194-9567	112		6
183-3398	180	190-6117	29		328		▶49
	182		31	194-9568	133	197-6018	▶50
	184		327		134	197-8391	230
	188	191-6559	323	194-9569	153		▶242
183-3399	191	191-7823	275	194-9570	135		▶243
	193		283		137	197-8392	230
	195		297		139		▶244
183-3407	29	191-9385	112	195-0329	1		▶245
	191		114		2	197-8393	230
	193		118		3		▶236
	195	192-1412	133		4	197-8394	230
	230	192-1413	135		5		▶237
183-5163	36		137		6	197-8419	96
	327		139		▶88	197-9345	54
184-2472	219	192-1414	107	195-0452	88		327
	222	192-1415	107	195-8098	1	197-9367	54
184-6537	142	192-2133	154		2	197-9385	▶54
186-0870	154	192-2134	▶107		3		55
186-1667	180		108		4	197-9392	54
	182	192-2136	45		5		327
186-3735	229	192-2145	127		6	197-9580	130
	234		128		▶97	197-9581	130
	235	192-2156	112	196-1387	111	197-9642	48
	260		328		114	198-8273	107
	261	192-2161	49		118	199-6887	▶139
	262	192-2163	49	196-4401	108	199-6912	▶225
	263	192-2166	163		114	199-6913	▶73
	264		165		118	199-6915	112
	265		168	196-6838	204		114
	297		170	197-4640	188		118
187-1315	28	192-2168	61	197-5452	50	199-6916	▶98
	327	192-2169	7	197-5987	1	199-6919	▶253
187-2034	214		48		2	199-6920	▶89
	216		210		3	199-7753	▶254
187-4123	29		212		4		
	31	192-2182	163		5		
	327	192-2184	180		6		
187-6508	1		184		▶154		
	2	192-2185	180	197-5988	▶108	200-3052	125
	3		182	197-5990	1	200-4495	41
	4	192-2189	112		2	200-6962	253
	5	192-2190	111		3		▶255
	6	192-2191	107		4	200-6963	254
	▶64	192-2824	51		5		▶257
188-2919	154		52		6	201-1071	▶246
188-3122	29	193-4011	147		▶133	201-6699	8
	31	193-4680	72	197-5991	▶137		48
	327	193-5582	▶309	197-5993	▶127		210
188-3826	1	194-3464	180	197-5994	▶45		212
	2		182	197-5995	▶52	201-7180	272
	3	194-4827	8	197-5998	▶224		275
	4		210	197-6006	▶163		279
	5		212		▶165		283
	6	194-5226	239	197-6007	▶180		289
	▶100	194-5227	239		▶182		291
189-7530	249	194-5347	111	197-6010	▶13		293
189-7723	249		114	197-6012	▶86		295
189-9374	▶43		118		▶87	202-2700	214
190-3562	24	194-7090	180	197-6014	▶210		216
190-6114	51		182	197-6017	1	202-2703	216
	52		184		2	202-2708	214
	53		188		3		216
190-6115	29	194-8510	111		4	202-2784	214

PART NUMBER INDEX

Part	Page	Part	Page	Part	Page	Part	Page
	216	206-3719	64	211-1060	88		300
202-2785	214	206-4509	▶176	211-2101	8	215-6407	1
	216	206-4578	225		48		2
202-2786	214	206-4579	60		210		3
	216	206-4581	60		212		4
202-2787	214	206-4583	▶60	211-2134	29		5
	216	206-4729	▶39		31		6
202-6494	107	206-8789	255		327		▶9
202-8647	216	206-9790	8	211-4336	1	215-9571	69
202-9897	214		48		2		▶70
	216		210		3	216-5586	21
203-3237	29		212		4		327
	31	206-9791	8		5	216-8193	9
203-3238	29		48		6	217-0609	29
	31		210		▶33		31
203-5805	21		212	212-7002	21		327
	327	207-0445	180	212-7766	▶264	217-5701	14
203-6090	21		182		272	218-0397	14
	327	207-4851	▶61		275	220-1952	23
203-6093	130	208-0039	14		304		▶24
204-2475	1	208-0425	▶99	212-8917	25	221-0144	97
	2	208-0428	98		27	221-3494	93
	3		99	212-8918	25		191
	4	208-0429	▶90		27		193
	5	208-0589	316	213-2410	72		195
	6	208-0590	▶320	213-2411	72	221-8234	101
204-2518	▶72	208-7552	112	213-3190	54		102
	233	208-8375	310		327	222-1232	▶101
	▶234	208-9277	264	213-4361	327	222-1236	▶102
205-1306	180	208-9282	88	213-4363	1	222-1829	▶103
	182	208-9619	33		2	222-1830	▶104
	184	208-9793	89		3	222-2771	▶67
	188		90		4	222-6937	35
	▶204	209-0758	1		5	223-4453	▶265
205-1320	41		2		6		279
	327		3		▶37		283
205-1321	1		4		▶38		305
	2		5	213-8169	148	224-1374	272
	3		6	213-8170	▶148		275
	4		▶46	213-9320	▶62		279
	5	209-0760	12		70		283
	6	209-0762	12	213-9321	▶63		304
	▶41	209-3171	91		70		305
205-3644	86	209-3339	135	214-1980	1	224-1377	272
	165		137		2		275
	168		139		3		279
	170	209-4600	1		4		283
205-3729	272		2		5		304
	275		3		6		305
	279		4		▶28	224-1378	272
	283		5	214-7566	56		275
	308		6	214-7567	240		279
205-4617	182		▶129	214-7568	31		283
	188	209-5581	264		191		308
205-5294	1	209-5582	265		193	224-3247	9
	2		297		195		327
	3	209-7290	75	215-3249	272	224-4536	▶239
	4		85		275		240
	5	209-7291	75		279	224-4859	159
	6		85		283	224-8945	324
	▶75	209-7293	100		289	225-4256	324
205-7776	▶328	210-1747	230		291	226-2294	68
205-8846	112		▶238		293	226-2298	68
	328	210-5522	97		295	226-2299	▶68
206-2650	▶212	211-0546	97		297	226-5567	▶311

PART NUMBER INDEX

Part	Page	Part	Page	Part	Page	Part	Page
	319	238-0982	135	242-1595	▶279		16
226-6039	130		137		▶283		17
226-6051	130		139	242-1596	▶287		19
226-9993	1	238-1826	137	242-1761	▶35	244-5891	69
	2	238-2709	327	242-1762	35	245-2962	▶289
	3	239-9957	228	242-3115	35		▶291
	4		▶235	242-3116	35	245-2963	▶293
	5	240-5302	▶219	242-3118	▶142		▶295
	6		220	242-3119	1	245-3261	46
	▶55	240-9045	▶105		2	245-3535	▶114
227-1200	25	240-9048	▶106		3		▶118
	27	240-9050	106		4	245-3538	114
227-4283	▶310	240-9055	114		5		118
227-4299	129		118		6	245-3540	114
	▶130	241-6923	92		▶191		118
227-4301	130		93		▶193	245-3541	114
227-4531	14		94		▶195		118
	15		95	242-3450	▶1	245-3542	114
	16	241-6924	153	242-3451	▶2		118
	17	241-6925	153	242-3452	▶3	245-3543	114
	19	241-6926	155	242-3453	▶4		118
227-5904	191	241-6929	142	242-3454	▶5	245-3544	114
	193	241-6930	142	242-3455	▶6		118
	195	241-6931	112	242-3456	1	245-3777	▶128
	201		114		2	245-4464	▶59
	202		118		3	245-4596	▶8
	203	241-6932	112		4	245-4630	241
227-8399	135		114		5	245-4650	218
	137		118		6		▶220
	139	241-6933	112		▶199		▶221
227-8400	133	241-6934	111	242-3580	1	245-4781	▶184
	134		114		2		▶188
228-0784	▶57		118		3	245-4782	▶172
228-3581	324	241-6935	111		4		▶174
228-3621	58	241-6936	96		5		184
	59	241-6937	96		6		188
	67	241-6938	96		▶160	245-4784	184
228-5897	203	241-7783	1	242-3864	75		188
228-7089	95		2		85	245-4785	184
228-7096	31		3	242-5336	▶135		188
228-7424	▶319		4	242-5337	135	245-7339	64
228-7837	125		5	242-6083	▶144	245-7419	110
230-6156	14		6	242-7031	▶91		114
231-6130	214		▶96	242-7032	▶92		118
231-6131	216	241-8242	▶111		▶93	245-7420	110
232-0343	204	241-8901	1		▶94		114
	▶205		2		▶95		118
233-0060	324		3	242-7144	2	245-7421	110
233-7186	184		4	242-7145	3		114
	188		5	242-7146	4		118
233-9770	43		6	242-7147	5	245-8221	110
234-0203	88		▶153	242-7148	6		114
235-9651	197	241-9059	▶159	243-0492	105		118
	198		160	243-3384	76	246-1126	▶76
	327		327		79		▶79
236-2215	47	241-9593	▶197		82		▶82
236-6220	230		▶198	243-3386	76	246-3150	20
	▶240		199		79		327
236-6221	230	241-9595	▶177		82	246-3275	251
	▶241		197	243-3395	76	246-3276	251
237-3860	206	241-9811	▶112	243-5835	144	246-3277	251
	208	242-0837	▶155		▶145	246-3278	251
238-0364	7	242-0857	327	243-6350	145	246-3279	251
	210	242-1594	▶272	243-6716	20	246-3280	251
	212		▶275	244-4500	15	246-3282	249

PART NUMBER INDEX

Part	Page	Part	Page	Part	Page	Part	Page
246-3283	▶247		31	276-9638	▶85		295
246-3284	251		327	277-8802	▶71		300
246-4414	1	260-7524	62	278-2531	▶300	293-8267	▶328
	2		63	278-2622	170	293-9367	100
	3	261-1544	20	278-2623	170	294-8620	205
	4	261-1551	▶249	278-3328	▶302	295-1803	204
	5	261-1552	249	278-3391	▶267	295-4778	193
	6		▶251		302		▶202
	▶230	261-1553	249		303	295-7559	16
246-4452	251	262-4818	184	278-3394	▶303		19
246-4953	287		188	279-0100	▶304	297-7976	95
246-4954	272	262-4821	184	279-0101	▶305	297-7977	95
	279		188	279-5306	▶227		
	289	262-4822	184		306		
	293	262-4823	184		307		
246-8156	165	262-4924	▶322	279-5307	▶306		
246-8661	1	263-1785	191	282-1771	20	303-4434	▶248
	2		193	282-1772	20	304-5260	69
	3		195	283-0118	▶307	306-6876	▶110
	4	263-2915	38	283-1107	255	306-7642	▶271
	5	263-3889	▶318		257	306-7690	▶308
	6	264-1498	135	283-1226	264	307-7541	316
	▶218		137	283-7544	▶268	307-7542	312
247-7133	110		139		271		▶316
	118	264-4289	74	283-7546	▶269	308-1508	▶326
248-5528	319	264-4297	243		271	308-9441	▶325
248-5719	15		245	283-7553	▶270	309-1583	▶162
	17		246		308	309-5130	56
248-6547	53	264-6156	69	283-8102	188	310-7255	27
248-6548	▶53	265-5007	119	284-0609	170	310-7257	27
249-7167	▶7	265-5008	119	284-0610	168	311-7228	▶27
249-7751	▶327	266-7224	210	284-0966	▶168		31
249-7816	▶297		▶214	284-0967	▶170	312-0678	195
250-2297	▶317	266-7226	212	284-0968	188		▶203
250-6748	115		▶216	284-3001	▶313	315-8339	135
	118	267-7502	48	284-3004	314		137
250-6749	115	267-7503	▶48	284-3005	▶314		139
	118	267-8623	▶312	284-6669	▶17	317-3347	98
250-8279	257	268-3479	▶206		▶19		99
252-9266	▶10	268-3490	15	285-4073	64	317-7207	25
252-9284	105		16	285-4106	16		27
	106		17		19	317-7208	25
253-1886	118		19	290-0556	139		27
253-2111	272	269-7699	▶134	290-6884	38	317-7209	25
	275	270-7524	1	291-6236	65		27
	279		2		67	317-7210	25
	283		3	291-6237	58		27
	289		4		59	317-7211	25
	291		5		66		27
	293		6	291-8253	214	319-6237	31
	295		▶47		216	321-8635	31
	297	271-2418	15	291-8254	214	321-8638	31
	302		16	291-8271	214	322-3601	221
	303		17		216		▶222
	304		19	291-8273	214	323-5180	▶226
	305	271-7442	29	291-8274	214	324-7380	54
254-3947	25		31		216	325-3915	▶21
	27	272-0218	▶208	292-3815	214		24
254-4358	191	272-6703	65		216	326-2814	▶329
	▶201		66	292-9714	315	326-2816	▶330
255-4961	▶25	272-6704	▶65	292-9715	▶315	326-2817	▶331
	29	272-6705	▶66	293-0730	178	328-2581	▶178
258-0794	▶167	273-3033	28	293-5393	275		198
258-5004	118		▶29		283	336-2020	131
260-4856	29		▶31		291		▶132

3

PART NUMBER INDEX

Part	Page	Part	Page	Part	Page	Part	Page
336-2022	132						
344-2918	224						

MEMORANDA



SEBP4001-40

C9 Marine Auxiliary and Gen Set Engine

C9A1-Up